



GHOST

GHOST



25
YEAR
ANNIVERSARY



DISCOVER

GHOST

ERFAHRE GHOST

BREAKING NEW GROUND // 25 years. A quarter century – a long time in the bike industry, a blink of the eye in the history of the world. Over the years, we witnessed a lot: trends, standards, changes. We celebrated many successes with you and gathered valuable experience. We did more than just discovering new trails, we also broke into uncharted territory off the beaten path.

This whole time, change was the only constant. The sort of change that occurs in the bike industry in just a few seconds would take thousands of years in world history. After a quarter century, we want to break with old conventions and worn out thought patterns to embark on new ways of thinking.

So we reflect on the past, long before our beginnings, while we lay the foundation for a new understanding, a new cycling experience. Our new models already show the signs of our new outside-the-box approach. But it is only a taste of what is to come.

In the coming years, the market will change drastically. We will not only secure our place in it, but our innovations and new ideas will significantly shape it. We will not stand still. When the wheel spins, we will be the motor. The igniting spark that will make you see the light. We are the navigator that will guide you on your next never before taken path.

AUF ZU NEUEN UFERN // 25 Jahre. Ein Vierteljahrhundert – eine lange Zeit in der Fahrradbranche, aber doch nur ein Wimpernschlag in der Weltgeschichte. In den vergangenen Jahren haben wir viel erlebt: Trends, Standards, Veränderungen. Wir haben mit Euch zusammen viele Erfolge gefeiert, viele Erfahrungen gemacht und nicht nur neue Trails erobert, sondern oft auch unbeschränkte Wege abseits der ausgetretenen Pfade entdeckt.

Während der ganzen Zeit war Veränderung die einzige Konstante. Die Bikebranche verändert sich innerhalb von kürzester Zeit, die Weltgeschichte jedoch braucht oft Jahrtausende für Entwicklungen. Nach einem Vierteljahrhundert wollen wir mit alten Konventionen und eingefahrenen Denkmustern brechen.

Wir besinnen uns zurück, weit über unsere Anfänge hinaus. Wir legen den Grundstein für ein neues Verständnis, für ein neues Erlebnis Radfahren. Unsere neuen Modelle tragen bereits die ersten Handstriche der neuen Denkweise. Aber doch sind sie nur ein Vorgeschmack auf das, was kommen wird.

Der Markt wird sich in den nächsten Jahren gravierend ändern, und wir werden nicht nur unseren Platz behaupten, sondern den Markt mit unseren Innovationen und Ideen maßgeblich prägen. Wir werden nicht stillstehen. Wenn das Rad sich dreht, sind wir der Motor. Der zündende Funke, der dir das Licht aufgehen lässt. Wir sind der Leitgedanke, der dich den unbeschränkten Weg entlangführen wird.

GHOST

BIKE ANATOMY / BIKE ANATOMIE



// EXPLANATION / ERKLÄRUNG

FRAME RAHMEN	REAR DERAILLEUR SCHALTWERK	WHEELSET LAUFRÄDER	SADDLE SATTEL
FORK AND FRONT TRAVEL GABEL UND FEDERWEG VORNE	FRONT DERAILLEUR UMWERFER	TIRES REIFEN	HEADSET STEUERSATZ
SHOCK AND REAR TRAVEL FEDERELEMENT UND FEDERWEG HINTEN	SHIFTER SCHALTHEBEL	RIM FELGE	BOTTOM BRACKET INNENLAGER
STEM VORBAU	CRANKSET KURBELSATZ	FRONT HUB NABE VORNE	HANGER SCHALTAUGE
GRIPS GRIFFE	CASSETTE KASSETTE	REAR HUB NABE HINTEN	AVAILABLE FRAME SIZES ERHÄLTICHE RAHMENGRÖSSEN
HANDLEBAR LENKER	BRAKES BREMSEN	SEATPOST SITTELSTÜTZE	

Subject to errors, changes and printing errors. Pictures can differ from the original product.
For more detailed information and other news, please visit our website at www.ghost-bikes.com.

Irrtümer, Änderungen und Druckfehler vorbehalten. Bilder können vom Original abweichen.
Weiterführende Informationen und Neuigkeiten finden Sie unter www.ghost-bikes.com.

BIKE ANATOMY / BIKE ANATOMIE



// EXPLANATION / ERKLÄRUNG

FRAME RAHMEN	SHIFTER SCHALTHEBEL	REAR HUB NABE HINTEN	DISPLAY DISPLAY
FORK AND FRONT TRAVEL GABEL UND FEDERWEG VORNE	CRANKSET KURBELSATZ	SEATPOST SITZSTÜTZE	MOTOR MOTOR
SHOCK AND REAR TRAVEL FEDERELEMENT UND FEDERWEG HINTEN	CASSETTE KASSETTE	SADDLE SATTEL	BATTERY BATTERIE
STEM VORBAU	BRAKES BREMSEN	CARRIER GEPÄCKTRÄGER	CHARGER LADEGERÄT
GRIPS GRIFFE	WHEELSET LAUFRÄDER	FENDERS SCHUTZBLECHE	HEADSET STEUERSATZ
HANDLEBAR LENKER	TIRES REIFEN	KICK STAND STÄNDER	BOTTOM BRACKET INNENLAGER
REAR DERAILLEUR SCHALTWERK	RIM FELGE	LIGHTS FRONT SCHEINWERFER	HANGER SCHALTAUGE
FRONT DERAILLEUR UMWERFER	FRONT HUB NABE VORNE	LIGHTS REAR RÜCKLICHT	AVAILABLE FRAME SIZES ERHÄLTICHE RAHMENGRÖSSEN

TECHNOLOGY GLOSSARY / TECHNIK LEXIKON

- 01 4-BAR-LINKAGE // VIERGELENK-HINTERBAU**
THE BEST ON EVERY TRAIL. // Proven for years - this reliable rear suspension works according to a progressive principle in which the braking forces do not affect the suspension function. This guarantees maximum pedalling efficiency and traction - uphill and downhill.
DAS BESTE AUF JEDEM TRAIL. // Seit Jahren bewährt: Diese verlässliche Hinterradfederung arbeitet nach einem fortschrittlichen Prinzip, bei dem die Bremskräfte die Federungsfunktion nicht beeinflussen. So sind maximale Tritteffizienz und Traktion garantiert - bergauf und bergab.
- 02 ONE-PIECE-ROCKER // EINTEILIGE DÄMPFERWIPPE**
ONE-PIECE DESIGN FOR MAXIMIZED STIFFNESS. // Our one-piece rocker comes with an extra bonus: more stiffness leads to decreased transverse forces on the bolts and the entire rear.
EINTEILIGES DESIGN FÜR MAXIMALE STEIFIGKEIT. // Unsere einteilige Dämpferwippe gibt noch mal ein Extraplus obendrauf: Mehr Steifigkeit führt zu geringerer Querbelastung der Bolzen und des gesamten Hinterbaus.
- 03 FULL COMPLEMENT BEARING // VOLLKUGELIGE INDUSTRIELAGER**
DETAILS THAT ARE WORTHWHILE. // The highest standard for all! With the long-life ball bearings our mountain bikes are well protected against all influences, whether dirt, shear forces or wear.
DETAILS, DIE SICH LOHNEN. // Höchster Standard für alle! Mit den langlebigen Kugellagern sind unsere Mountainbikes bestens gegen alle Einflüsse geschützt, egal ob Dreck, Scherkräfte oder Abnutzung.
- 04 HYDRO-FORMED TUBESETS // HYDROGEFORMTE ROHRSATZE**
PERFECTLY SHAPED FOR HIGH PERFORMANCE. // The hydroforming process achieves ultimate rigidity and optimal power flow for each frame segment. This gives us freedom for creative tube design.
PERFEKT GEFORMT FÜR HÖCHSTE ANSPRÜCHE. // Der Hydroforming-Prozess erzielt bestmögliche Steifigkeit und optimalen Kraftfluss für jedes einzelne Rahmensegment. So haben wir Freiheit für kreatives Rohrdesign.
- 05 PROGRESSIVE GEOMETRY // FORTSCHRITTLICHE GEOMETRIE**
MORE CONTROL, MORE FUN. // The trails are becoming more demanding - and the riders as well. That's why we developed modern geometries that are able to meet any demand.
MEHR KONTROLLE, MEHR SPASS. // Die Trails werden anspruchsvoller und die Fahrer auch: Dafür haben wir moderne Geometrien entwickelt, die jedem Anspruch gerecht werden.
- 06 CARBON FLEX STAYS // CARBON FLEX STAYS**
HIDDEN TREASURE ON LONG RIDES. // Invisible plus: The flexstays of the seat and chainstays enable the rear triangle to move upward directionally: a huge plus in comfort.
VERBORGENER SCHATZ FÜR LANGE AUSFAHRTEN. // Unsichtbares Plus: Die Flex Stays in der Sitz- und Kettenstrebe geben dem Hinterbau die Möglichkeit, direktional nach oben auszuweichen und sind somit ein dickes Komfort-Plus.
- 07 FORGED DROPOUT // GESCHMIEDETE AUSFALLENDE**
THE PERFECT FIT. // Our forged dropouts are manufactured to a high quality, obtaining particularly high stiffness values, and are perfectly integrated into our frame design.
WIE ANGEKOSSEN. // Unsere geschmiedeten Ausfallenden sind hochwertig verarbeitet, erzielen besonders hohe Steifigkeitswerte und integrieren sich zudem perfekt in unser Rahmendesign.
- 08 FORGED YOKE // GESCHMIEDETES KETTENSTREBEN**
FORGED SOLUTION. // The connection between the chainstay and bottom bracket is a very crucial point on the bike. With our elaborate forged solution we achieve a very high degree of stiffness and strength.
GESCHMIEDETE LÖSUNG. // Die Verbindung von Kettenstrebe und Tretlager ist eine ganz entscheidende Stelle am Bike. Durch unsere aufwendige Schmiede-Lösung erreichen wir eine sehr hohe Steifig- und Festigkeit.
- 09 GHOST FORK SYSTEM // GHOST-GABELSYSTEM**
ALUMINUM OR CARBON - SELF-DEVELOPED. // Our own forks are the icing on the cake! We created optimum solutions particularly for our clean SQUARE bikes and our lightning fast LECTOR X.
ALUMINIUM ODER CARBON - SELBST ENTWICKELT. // Unsere eigenen Gabeln sind das Tüpfelchen auf dem i! Speziell für unsere cleanen SQUARE-Bikes oder unser superschnelles LECTOR X haben wir optimierte Lösungen geschaffen.
- 10 VARIO FORK // DUAL POSITION FEDERGABEL**
ONE SUSPENSION FORK, TWO OPTIONS. // Low front for the climb, and the entire travel for the downhill. The suspension forks with two different positions considerably change the bike's personality.
ZWEI GABELN IN EINER. // Tiefe Front für den Anstieg und vollen Federweg für die Abfahrt. Die Federgabeln mit zwei verschiedenen Positionen verändern den Charakter des Bikes maßgeblich.
- 11 INNER ROUTING // INNENVERLEGTE ZÜGE**
KEEPING IT CLEAN WITH SUPER PROTECTION. // Better protection and a cleaner look: The main advantages of internal cables and routing. This has been a standard in the road bike sector for quite some time already and is now established with mountain bikes as well.
SAUBERE SACHE MIT SUPER SCHUTZ. // Besser geschützt und cleanere Optik: die Hauptargumente für innenverlegte Züge und Leitungen. Im Rennradbereich schon lange Standard, hat es sich mittlerweile auch im MTB-Bereich etabliert.
- 12 INVISIBLE CABLE ROUTING // UNSICHTBARE KABELFÜHRUNG**
INVISIBLY ROUTED, YET EASILY ACCESSIBLE. // Invisibly routed, yet still easily accessible: The cables disappear invisibly in the unique shape of our downtube of the SQUARE. If needed, easy access is guaranteed.
SAUBER VERLEGT, LEICHT ZUGÄNGLICH. // Unsichtbar verlegt, aber trotzdem offen zugänglich. Mit der speziellen Form des Unterrohrs am SQUARE lassen wir die Züge verschwinden. Sollte mal etwas sein, kommt man aber immer noch ohne großen Aufwand dran.
- 13 ISCG 05 // ISCG 05**
INTERNATIONAL STANDARD FOR INTEGRATED PROTECTION. // The International Standard Chain Guide is a standardized 3-point mount chain guide installed directly on the bottom bracket shell. When mounting chain guides the bottom bracket no longer needs to be installed or removed.
INTERNATIONALER STANDARD FÜR INTEGRIERTEN SCHUTZ. // Der International Standard Chain Guide ist eine genormte 3-Punkt-Befestigung von Kettenführungen direkt am Tretlagergehäuse. Bei der Montage von Kettenführungen muss das Tretlager nicht mehr ein- oder ausgebaut werden.
- 14 THROUGH-AXLE STANDARD // STECKACHSEN-STANDARD**
MORE CONTROL ON THE TRAILS. // A standard that is a "must" in high-quality bikes. The thru-axle allows for an even stiffer rear triangle and guarantees improved force transmission and distribution.
MEHR KONTROLLE AUF DEN TRAILS. // Ein Standard, der bei höherwertigen Bikes ein Muss ist. Die Steckachse ermöglicht ein noch steiferes Dreieck im Hinterbau und führt zu einer besseren Kräfteleitung und -verteilung.
- 15 FRAME PROTECTION // RAHMENSCHUTZ**
PROTECT YOUR BIKE! // Standard on almost all full-suspensions and carbon hardtails - our frame protection. Protection guarantees the best rides!
SCHÜTZ DEIN RAD! // Bei fast allen Fullys und den Carbon-Hardtails Standard: unser Rahmenschutz. Denn geschützt fährt's sich am besten!
- 16 BOOST STANDARD // BOOST STANDARD**
WIDER IS BETTER. // Boost means wider hubs. A small adjustment for a great improvement: Wider hubs bring more stability on bigger wheelset diameters much like the 29er bikes.
BREITER IST BESSER. // Boost bedeutet breitere Naben. So einfach das ist, so groß ist die Verbesserung: Breitere Naben bringen mehr Stabilität bei größeren Laufraddurchmessern wie den 29er-Bikes.
- 17 RACE READY // RACE READY**
A COMPETITIVE SPIRIT. // We know what is needed on the track. First, because our team riders constantly provide us with a lot of feedback. Second, our development team itself is made up of former (and still partly active) riders. That's how we deliver a race-ready product: ready for the track right out of the box.
WETTKAMPFORIENTIERT. // Wir wissen, was es auf der Strecke braucht. Zum einen, weil unsere Teamfahrer uns ständig mit viel Feedback versorgen. Zum anderen besteht unser Entwicklungsteam selbst aus ehemaligen (und teils noch aktiven) Rideren. So liefern wir ein rennfertiges Produkt: aus der Box bereit für die Strecke.
- 18 UCI CONFORMING // UCI KONFORM**
READY FOR WORLD CUP RACING. // You are the lone crucial factor here: UCI-conforming bikes are ready to compete in the biggest races. Are you?
STARTKLAR FÜR WORLDCUPS. // Hier bist nur noch du der entscheidende Faktor: UCI-konforme Bikes sind startklar für die ganz großen Rennen. Du auch?
- 19 FEM CALCULATED // FEM-BERECHNET**
COMPLEX CALCULATIONS FOR UNCOMPLICATED SOLUTIONS. // Our optimized FEM frames have been improved with complex calculations down to the last detail. The resulting, seemingly simple solutions are much more complex than they appear.
KOMPLEXE BERECHNUNGEN FÜR UNKOMPLIZIERTE LÖSUNGEN. // Unsere FEM-optimierten Rahmen wurden mit aufwendigen Kalkulationen bis ins letzte Detail verbessert. Dadurch ergeben sich simple Lösungen, die aber viel komplexer sind, als man vermutet.
- 20 BOTTLECLAGE READY // VORBEREITET FÜR TRINKFLASCHENHALTER**
DESIGNED WITH TRULY REFRESHING STORAGE IN MIND. // There's plenty of space for refreshments. Bikes featuring this symbol provide plenty of space for a bottle.
ERFRISCHENDER STAURAUUM VORPROGRAMMIERT. // Hier gibt's genügend Platz für eine Erfrischung unterwegs. Bei Bikes mit diesem Symbol bekommst du locker eine Trinkflasche im Rahmendreieck unter.
- 21 READY FOR DROPPER SEATPOST // VORBEREITUNG FÜR INNENVERLEGTE TELESKOPSTÜTZE**
LOWER FOR MORE FREEDOM. // Our frames are already prepared for dropper seat posts: The cables can be routed inside the tubes for a clean look and better protection. For all those who are already thinking about tomorrow today.
ABSENKEN FÜR MEHR FREIHEIT. // Unsere Rahmen sind bereit für absenkbare Sattelstützen: Die Zuführung lässt sich sauber und gut geschützt innen verlegen. Für alle, die heute schon an morgen denken.
- 22 SHIMANO STEPS 8000 // SHIMANO STEPS 8000**
THE INCONSPICUOUS HIGH-FLYER. // Shimano's Steps 8000 motor stands out thanks to its excellent performance, broad power transmission and quietly running motor. Its unobtrusive look makes it almost inconspicuous in the frame.
DER UNAUFFÄLLIGE ÜBERFLIEGER. // Shimanos neuer Steps 8000-Antrieb brilliert mit exzellenter Leistung und breiter Kraftentfaltung bei ruhigem Motorlauf. Seine schlanke Optik lässt ihn unauffällig im Rahmen verschwinden.
- 23 BOSCH CX // BOSCH CX**
A PROVEN MOTOR WITH RESPECTABLE POWER. // This electric drive guarantees excellent quality, performance and durability in a compact design. The rechargeable battery pack is easily removable, and the streamlined design of the synoptic display is extremely user-friendly and guarantees correct functioning.
BEWÄHRTER ANTRIEB MIT ORDENTLICH VÖRTRIEB. // Dieser Elektroantrieb garantiert hervorragende Qualität, Leistungsfähigkeit und Langlebigkeit in praktischem Design. Der aufladbare Akku-Pack ist leicht abnehmbar, und das clean gestaltete synoptische Display ist extrem benutzerfreundlich und garantiert die einwandfreie Funktion.
- 24 EXTRA STRONG BATTERY // EXTRA STARKE BATTERIE**
MORE POWER, MORE FUN. // Bonus alert! Bikes with bigger batteries provide a bigger range, more trail mileage and more fun!
MEHR POWER, MEHR SPASS. // Hier gibt's noch was obendrauf! Bikes mit größerer Batterie geben dir mehr Reichweite, mehr Trail-Kilometer und mehr Spaß!
- 25 INTEGRATED BATTERY // UNTERROHR MIT INTEGRIERTER BATTERIE**
UNOBTRUSIVE AND SLIM. // We have integrated the battery aesthetically in the down tube of the pedelec. This makes for a clean, streamlined appearance.
UNAUFFÄLLIG UND SCHLANK. // Den Akku haben wir formschön direkt in das Unterrrohr der Pedelecs integriert. Das sorgt für einen cleanen, schlanken Auftritt.
- 26 FULL INTEGRATED BATTERY // VOLLINTEGRIERTER BATTERIE**
NEATLY HIDDEN. // Artfully integrated and looking like a million bucks without spending a lot on materials: the new bikes with full-integration.
GUT VERSTAUT. // Mit geringstem Materialaufwand optisch schick integriert: die neuen Bikes mit Vollintegration.

TECHNOLOGY GLOSSARY / TECHNIK LEXIKON



27

HYBRIDE MXER CONCEPT // HYBRIDE MXER-KONZEPT

THE ANSWER FOR BEST PERFORMANCE. // MXer sounds like Motocross? Correct! A big, slim front wheel and a small, wide rear wheel guarantee great directional stability, low rolling resistance, maximum traction and power transmission at the rear.

DIE ANTWORT AUF BESTE PERFORMANCE. // MXer klingt wie Motocross? Richtig! Großes, schmales Vorder- und kleines, breites Hinterrad sorgen für beste Spurführung und Überrollverhalten sowie maximale Traktion und Kraftübertragung am Heck.



28

SHORT EMTB CRANK // KURZE EMTB-KURBEL

MORE PEDALING, LESS STRUGGLING. // Shorter cranks mean not only more ground clearance, but also improved motor use: They automatically result in a higher cadence and make the motor work in an improved power zone.

MEHR KURBELN STATT KÄMPFEN. // Nicht nur mehr Bodenfreiheit, sondern auch eine bessere Motor-nutzung dank kürzerer Kurbeln: Diese führen automatisch zu höherer Trittfrequenz und lassen die Motoren in einer besseren Kraftzone arbeiten.



29

DISC BRAKE // SCHEIBENBREMSSE

BEST BRAKING POWER, WITH EXCEPTIONAL CONTROL. // Whether in town or on terrain: The hydraulic disc brakes guarantee a safe and fast grip even in wet conditions, are easy to control and are not vulnerable in terms of dirt or performance loss.

BESTE BREMSKRAFT, BESTENS DOSIERBAR. // Ob in der Stadt oder im Gelände: Die hydraulischen Scheiben-bremsen greifen auch bei Nässe zuverlässig sicher und schnell, lassen sich gut dosieren und sind nicht anfällig in Sachen Schmutz oder Performance-Verlust.



30

COIL SHOCK // STAHLFEDERDÄMPFER

UNCOMPLICATED AND RELIABLE. // Less maintenance, higher reliability, unbeatable performance and easy setup. For those who want to save time, effort and fork pump, a steel spring damper is just up their alley.

UNKOMPLIZIERT UND ZUVERLÄSSIG. // Weniger Wartungsaufwand, höhere Zuverlässigkeit, unerreichbare Performance und einfaches Set-up. Wer sich Zeit, Aufwand und Federgabel-Pumpe sparen will, der liegt mit der Stahlfeder absolut richtig.



31

ENCAPSULATED SHIFTING // GEKAPSELTE SCHALTUNG

WELL PROTECTED DRIVE. // The compact hub transmission is not only tucked away to make it invisible, but is also properly shielded against dirt and thus much less sensitive or susceptible to wear.

GUT GESCHÜTZTER ANTRIEB. // Das kompakte Nabenge triebe ist nicht nur unsichtbar versteckt, sondern auch richtig abgeschirmt vor Schmutz und dadurch deutlich weniger empfindlich oder verschleißanfällig.



32

1x11 DRIVETRAIN // EINFACH-ANTRIEB

LESS PARTS, LESS HASSLE. // Forget about the second shifter, the rear derailleur and the cables there: with the 1x drivetrain you don't need any of those things. No more chain slapping either. And your chain jumping off the gear is no yesterday.

WENIGER TEILE, WENIGER STRESS. // Vergiss den 2. Shifter, den Umwerfer und den Schaltzug dorthin: beim Einfach-Antrieb kannst du dir das alles sparen. Zusätzlich klappert keine Kette mehr und abfallende Ketten sind auch passé.



33

GEARBOX DRIVETRAIN IN BOTTOM BRACKET (PINION) // GETRIEBESCHALTUNG IM TRETLAGER (PINION)

PERFECTLY SEALED SHIFTING ARTIST FROM GERMANY. // With the highly innovative Pinion circuit we have installed a transmission circuit in the bottom bracket that is as yet unrivalled. Virtually maintenance-free and protected from the elements and thanks to the wide bandwidth, you can not only switch while standing, but also don't have to make any compromises.

BESTENS GEÜBTER SCHALTKÜNSTLER AUS DEUTSCHLAND. // Mit der hochinnovativen Pinion-Schaltung haben wir eine Getriebeschaltung im Tretlager verbaut, die ihres Gleichen noch nicht gefunden hat. Praktisch wartungsfrei und sicher vor allen Einflüssen kann man nicht nur im Stand schalten, sondern muss auch dank der großen Bandbreite keine Kompromisse eingehen.



34

BELT DRIVE // RIEMENANTRIEB

RELIABLE IN EVERY CONDITION. // No grease, no dirt, less wear and well protected pant legs. What more do you need for your commute to the office?

ZUVERLÄSSIG BEI JEDER WITTERUNG. // Keine Schmiere, kein Dreck, weniger Verschleiß und bestens geschützte Hosenbeine. Was will man mehr für den Weg ins Büro?



35

DROPPER POST // TELESKOPSTÜTZE

DROP IT WHEN THE TRAIL GETS HOT. // Remote-controlled seatpost: a great help when the trail gets steeper or when you want to get on or off easier.

MEHR PLATZ, WENN'S HEISS HERGEHT! // Per Fernbedienung absenkbarer Sattelstütze: Eine großartige Hilfe, wenn der Trail steiler wird oder wenn man einfacher auf- und absteigen will.



36

AMR BAG SYSTEM // AMR-TASCHENSYSTEM

STORAGE SPACE FOR ADVENTURE. // Our AMR bag system is designed for all those who are hungry for adventure. With the frame, saddle and handlebar bag, additional outdoor equipment can be transported and all these bags can also be attached to a backpack.

STAUPLATZ FÜR ABENTEUER. // Unser AMR-Taschensystem ist für alle jene, die es nach Abenteuerlust durstet. Mit der Rahmen-, Sattel- und Lenker tasche kann zusätzliche Outdoor-Ausrüstung transportiert und alles zusammen auch an einem Rucksack befestigt werden.



37

3 BOLT MOUNT // 3-LOCH-AUFNAHMEN

MAKE YOUR BIKE A REAL WORKHORSE. // For packing artists and globetrotters: You can attach pretty much anything to these mounts.

MACH DEIN BIKE ZUM LASTENTIER. // Für Packkünstler und Weltenbummler: An diese Aufnahmen lässt sich quasi alles befestigen.



38

MTB COCKPIT // MTB-LENKZENTRALE

MOUNTAIN BIKE TRICKERY FOR THE URBAN JUNGLE. // Our DNA from the mountain bike sector certainly is no disadvantage on urban trails either: optimum control and comfortable ergonomics always feel good.

MOUNTAINBIKE-TECHNIK AUCH FÜR DEN GROSSSTADTDSCHUNGEL. // Unsere DNA aus dem Mountain-bikebereich ist auch auf den urbanen Strecken kein Nachteil: Beste Kontrolle und angenehme Ergonomie sind nie verkehrt.



39

HUB DYNAMO // NABENDYNAMO

RELIABLE, LOW MAINTENANCE AND FULL OF ENERGY. // The hub dynamos quietly and smoothly deliver a lot of energy for reliable lighting. Not only are they highly efficient, they are also robust and require low maintenance.

ZUVERLÄSSIG, WARTUNGSARM UND VOLLER ENERGIE. // Die Nabendynamos liefern leise und leichtgängig viel Energie für zuverlässige Beleuchtung. Neben dem hohen Wirkungsgrad sind sie auch noch robust und wartungsarm.



40

INTEGRATED LIGHTING // INTEGRIERTE BELEUCHTUNG

AN UNOBTUSIVE SHINING EXAMPLE. // Minimalist design, maximum functionality: The cables of our high-quality lamps disappear completely and are well protected in the mudguard.

UNAUFFÄLLIG LEUCHTENDES BEISPIEL. // Minimalistisches Design, maximale Funktion: Die Kabel unserer hochwertigen Lampen verschwinden sauber und gut geschützt im Schutzblech.



41

USB CHARGER // USB-LADEBUCHSE

CHARGING ON THE GO. // We integrate the energy source into the bike: On the handlebars you can charge your devices on the go via the USB interface. It is powered via the hub dynamo, with the cable running cleanly through the fork.

UNTERWEGS AUFLADEN. // Wir integrieren den Energielieferanten ins Rad: An der Lenkzentrale kann man seine Geräte unterwegs über die USB-Schnittstelle aufladen. Gespeist wird sie durch den Nabendynamo, wobei das Kabel sauber durch die Gabel verläuft.



42

KICK STAND READY // VORBEREITET FÜR FAHRRADSTÄNDER

PREPARED LIKE SECOND TO NONE. // In case you need a safe stand at some point: These bikes are ready for the retrofit.

VORBEREITET AUF ALLES. // Falls ihr mal einen sicheren Stand braucht: Diese Bikes sind dafür vorbereitet.



43

EXTRA STRONG FENDERS // EXTRA STEIFE SCHUTZBLECHE

CLEAN IN BOTH SENSES. // Even mudguards you can tinker with: Through our extremely stiff mudguard design we can do without additional stanchions. This not only saves weight, but also ensures a minimalist look.

CLEAN IM DOPPELTEN SINNE. // Selbst am Schutzblech kann man tüfteln: Durch unsere extrem steife Schutzblech-Konstruktion können wir auf zusätzliche Streben verzichten. Das spart nicht nur Gewicht, sondern sorgt auch für eine super cleane Optik.



44

FENDER READY // VORBEREITET FÜR SCHUTZBLECHE

STAY CLEAN! // Anyone who wants to keep mud and water splashes at bay can easily retrofit their bike with mudguards.

SAUBER BLEIBEN! // Wer Matsch- und Wasserspritzer abhalten will, der kann unsere Rahmen unkompliziert mit Schutzblechen nachrüsten.



45

INTEGRATED CARRIER // INTEGRIERTER GEPÄCKTRÄGER

ELEGANTLY INCONSPICUOUS, YET RESILIENT. // Our luggage rack is plain and simple. However, the elegant and discrete design belies an extremely rigid, robust construction that can take loads of up to 25 kg and is compatible with the usual bag systems of other manufacturers.

ELEGANT UNAUFFÄLLIG UND TROTZDEM BELASTBAR. // Unser Gepäckträger ist schlicht und einfach. Im elegant unauffälligen Design steckt aber eine extrem steife, robuste Konstruktion, die mit 25 Kilo belastbar und mit den gängigen Taschensystemen von anderen Anbietern kompatibel ist.



46

INTEGRATED PANNIER BAG CARRIER // INTEGRIERTER SEITENTASCHENTRÄGER

STYLISH, STRONG AND SOUND. // Don't be fooled by the stylish exterior of our urban luggage rack: The structure fits perfectly into the minimalist overall picture, yet is exceptionally sturdy. Panniers can also be fitted to the sides.

STYLISCH, STARK UND TRAGFÄHIG. // Das stylische Äußere unseres urbanen Gepäckträgers soll nicht täuschen: Die Konstruktion fügt sich optisch perfekt in das schlichte Gesamtbild ein, ist aber durchaus gut belastbar. Seitlich lassen sich Packtaschen anbringen.



MODERN GEOMETRY COMBINED WITH STIFF REAR TRIANGLE // MODERNE GEOMETRIE GEPAART MIT STEIFEM HINTERBAU



DURABLE PARTS MADE FOR THE ROUGHEST TRACKS // HALTBARE TEILE FÜR DIE WILDESTEN TRAILS

LONG TRAVEL DROPPER SEATPOSTS // LANGHUBIGE VARIOSTÜTZEN



PERFECT TIRE SETUP FOR NEVER ENDING GRIP // PERFEKTES REIFEN-SET-UP FÜR NIEMALS ENDENDEN GRIP



COIL SPRING SHOCKS FOR LESS MAINTENANCE AND BEST RELIABILITY AND PERFORMANCE // STAHLFEDERDÄMPFER FÜR HÖCHSTE PERFORMANCE UND ZUVERLÄSSIGKEIT BEI GERINGSTEM SERVICEAUFWAND



01

02

30

13

16

35

32

// FREERIDE / AGGRESSIVE

CHARACTERISTICS

Calm even in rough terrain
 Conveys maximum safety and entices the craziest maneuvers
 Stops you safely in any situation
 Robust and reliable and anything but sluggish

TARGET GROUP // Freeriders who feel at home in rough terrain and also like powering around the bike park

CHARAKTERISTIK

Auch in rauem Gelände nicht aus der Ruhe zu bringen
 Vermittelt maximale Sicherheit und lädt zu den verrücktesten Manövern ein
 Bringt dich in jeder Situation zum Stehen
 Robust und zuverlässig, aber keineswegs schwerfällig

ZIELGRUPPE // Freerider, die sich in grobem Gelände zu Hause fühlen und sich gerne auch im Bikepark austoben



DOWNHILL

UPHILL



SPEED

PLAYFUL



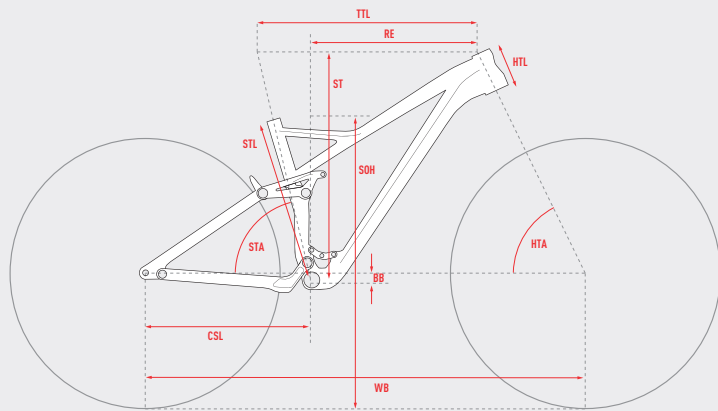
TOUGH

LIGHTWEIGHT



COMPLEX

EASY



ALL DIMENSIONS IN MM (EXCEPT HTA AND STA IN °)

ALLE MASSE IN MM (AUSNAHME HTA UND STA IN °)

- STL** SEAT TUBE LENGTH
SITZROHRLÄNGE
- CSL** CHAINSTAY LENGTH
KETTENSTREBENLÄNGE
- TTL** TOP TUBE LENGTH
OBERROHRLÄNGE
- HTL** HEADTUBE LENGTH
STEUERROHRLÄNGE
- HTA** HEADTUBE ANGLE
STEUERROHRWINKEL
- RE** REACH
- SOH** STANDOVER HEIGHT
ÜBERSTANDSHÖHE
- ST** HEAD SET DIAMETER (UPPER / LOWER)
STEUERSATZDURCHMESSER (OBEN / UNTEN)
- BB** AXLE STANDARD (REAR / FRONT)
ACHSENSTANDARD (HINTEN / VORNE)
- WB** BOTTOM BRACKET STANDARD
TRETLAGERSTANDARD
- ST** SEAT POST DIAMETER
SITTELSTÜTZENDURCHMESSER
- SHOCK HARDWARE (Ø 8 MM)**
DÄMPFERBUCHSENMASSE (Ø 8 MM)
- SHOCK LENGTH**
DÄMPFEREINBAULÄNGE
- SHOCK TRAVEL**
DÄMPFERHUB
- FRONT FORK TRAVEL**
FEDERWEG VORNE
- REAR WHEEL TRAVEL**
FEDERWEG HINTEN
- STEM LENGTH**
VORBAULÄNGE
- HANDLEBAR WIDTH**
LENKERBREITE
- CRANK LENGTH**
KURBELLÄNGE
- SEAT TUBE BOTTLE MOUNT**
FLASCHE SITTELROHR
- DOWNTUBE BOTTLE MOUNT**
FLASCHE UNTERROHR

	STL	CSL	TTL	HTL	HTA	STA	BB	WB	ST	RE	SOH														
FR AMR 8.7 AL U																									
S	410	440	564	100	64.5	76	15	1183	595	416	721	44 / 56	148/110	Pressfit 92	31.6	30 / 22.2	216	63	170	165	30	780	170	-	0.5
M	430	440	596	110	64.5	76	15	1217	604	445	739	44 / 56	148/110	Pressfit 92	31.6	30 / 22.2	216	63	170	165	30	780	170	-	0.5
L	460	440	619	120	64.5	76	15	1242	613	466	766	44 / 56	148/110	Pressfit 92	31.6	30 / 22.2	216	63	170	165	30	780	170	-	0.75
XL	500	440	641	130	64.5	76	15	1267	622	486	782	44 / 56	148/110	Pressfit 92	31.6	30 / 22.2	216	63	170	165	30	780	170	-	0.75
FR AMR 6.7 / 4.7 AL U																									
S	410	440	564	100	64.5	76	15	1183	595	416	721	44 / 56	148/110	Pressfit 92	31.6	30 / 22.2	216	63	170	165	35	780	170	-	0.5
M	430	440	596	110	64.5	76	15	1217	604	445	739	44 / 56	148/110	Pressfit 92	31.6	30 / 22.2	216	63	170	165	35	780	170	-	0.5
L	460	440	619	120	64.5	76	15	1242	613	466	766	44 / 56	148/110	Pressfit 92	31.6	30 / 22.2	216	63	170	165	35	780	170	-	0.75
XL	500	440	641	130	64.5	76	15	1267	622	486	782	44 / 56	148/110	Pressfit 92	31.6	30 / 22.2	216	63	170	165	35	780	170	-	0.75



spectra yellow / night black

27.5 AL



FR AMR 8.7

FR AMR AL	SRAM GX Eagle	SDG Fly Mountain
Cane Creek Helm 170 mm	Truvativ Descendant 7K Eagle X-Sync 34T	16012
Cane Creek DB Coil CS 165 mm	SRAM XG 1275 10-50	SRAM Pressfit GXP
Syntace Megaforce2 Dia. 31.8 mm	SRAM Code RSC 4/4 Piston 200 / 180 mm Disc	FRHG0057
Syntace Vector 780 mm Rise 20 mm Dia. 31.8 mm	Maxxis Minion DHF 3C MaxxTerra Exo 27.5x2.5 // Maxxis Minion DHR II Exo 27.5x2.4	S-M-L-XL
SRAM X01 Eagle 12-S	Syntace M Wheelset 33 mm 15x110 mm // Syntace M Wheelset 33 mm 12x142 mm SRAM XD	
-	Rock Shox Reverb Stealth 31.6 mm	

SIZE	ARTICLE NUMBER
S	18FR2013
M	18FR2014
L	18FR2015
XL	18FR2016

PRICE / PREIS



FR AMR 6.7

FR AMR AL	SRAM GX Eagle	SDG Fly Mountain
Fox 36 Float Performance Elite 170 mm	Truvativ Descendant 6K Eagle X-Sync 34T	16012
Fox DHX2 Coil 165 mm	SRAM XG 1275 10-50	SRAM Pressfit GXP
Ground Fiftyone Team Dia. 35 mm	Magura MT Fifty4 4/2 Piston 203 / 180 mm Disc	FRHG0057
Ground Fiftyone Race Riser Bar 780 mm Rise 35 mm Dia. 35 mm	Maxxis Minion DHF 3C MaxxGrip Exo 27.5x2.5 // Maxxis Minion DHR II MaxxTerra Exo 27.5x2.4	S-M-L-XL
SRAM GX Eagle 12-S	DT Swiss M 1900 Spline 30 mm Wheelset 15x110 mm // DT Swiss M 1900 Spline 30 mm Wheelset 12x148 mm SRAM XD	
-	Kind Shock LEV Integra 31.6 mm	

SIZE	ARTICLE NUMBER
S	18FR2007
M	18FR2008
L	18FR2009
XL	18FR2010



FR AMR 4.7

FR AMR AL	-	JD Dropper Post 31.6 mm
SR Suntour DuroLux 170 mm	Shimano SLX SL-M7000	SDG Fly Mountain
Fox Van RC Coil 165 mm	Race Face Aeffect 32T	16012
Ground Fiftyone Team Dia. 35 mm	Sunrace MS8-E 11-46	Race Face Pressfit
Ground Fiftyone Race Riser Bar 780 mm Rise 35 mm Dia. 35 mm	Magura MT Thirty2 4/2 Piston 203 mm Disc	FRHG0058
Ergon GA 20	Maxxis Minion DHF 3C MaxxGrip Exo 27.5x2.5 // Maxxis Minion DHR II MaxxTerra Exo 27.5x2.4	S-M-L-XL
Shimano SLX RD-M7000 Shadow Plus 11-S	DT Swiss M 1900 Spline 30 mm Wheelset 15x110 mm // DT Swiss M 1900 Spline 30 mm Wheelset 12x148 mm	

SIZE	ARTICLE NUMBER
S	18FR2001
M	18FR2002
L	18FR2003
XL	18FR2004

SLAMR X



AMR ROCKER LINK FOR IMPROVED STIFFNESS AND DURABILITY // AMR-WIPPE FÜR VERBESSERTE STEIFIGKEIT UND LANGLEBIGKEIT

1X12 DRIVETRAINS WITH 500% TRANSMISSION BANDWIDTH // 1X12-ANTRIEBE MIT 500% BANDBREITE

POWERFUL DISC BRAKE COMBINATIONS // KRAFTIGE SCHEIBENBREMSKOMBINATIONEN

RELIABLE SYSTEM WHEELSETS FOR OPTIMIZED POWER TRANSMISSION AND STIFFNESS // ZUVERLÄSSIGE SYSTEMLAUFRADSÄTZE FÜR OPTIMALE KRAFTÜBERTRAGUNG UND STEIFIGKEIT

STEEL COIL SPRING SHOCKS FOR IDEAL TRACTION AND FLAWLESS SUSPENSION PERFORMANCE // STAHLFEDERDÄMPFER FÜR BESTE TRAKTION UND FEHLERFREIE PERFORMANCE

			02	30	16	35	32	20

// ALL MOUNTAIN / LIVELY

CHARACTERISTICS

Ideal combination of athletic features and plenty of downhill action

Provides superior control even in gnarly situations

Efficient uphill climbing - leaving you plenty of energy going downhill

Optimized propulsion traction ensuring balanced efficiency even on single trails

TARGET GROUP // All trail bikers looking for maximum fun without compromise at mid and high altitude

CHARAKTERISTIK

Verbindet sportliche Spritzigkeit mit sattem Abfahrtsvergnügen

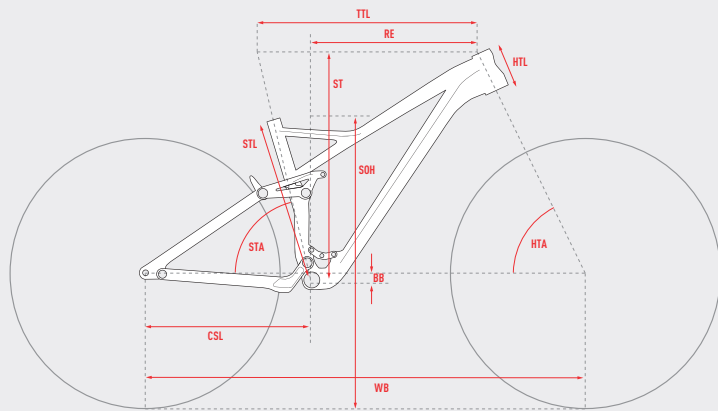
Vermittelt auch in fordernden Fahrsituationen souveräne Sicherheit

Bringt dich effizient nach oben, um kraftvoll in die Abfahrt zu gehen

Bietet beste Antriebstraktion, um auch auf dem Singletrail effizient voranzukommen

ZIELGRUPPE // Alle Tourenbiker, die vom Mittel- bis ins Hochgebirge ohne Kompromisse größten Fahrspaß suchen





ALL DIMENSIONS IN MM (EXCEPT HTA AND STA IN °)

ALLE MASSE IN MM (AUSNAHME HTA UND STA IN °)

- STL** SEAT TUBE LENGTH
SITZROHRLÄNGE
- CSL** CHAINSTAY LENGTH
KETTENSTREBENLÄNGE
- TTL** TOP TUBE LENGTH
OBERROHRLÄNGE
- HTL** HEADTUBE LENGTH
STEUERROHRLÄNGE
- HTA** HEADTUBE ANGLE
STEUERROHRWINKEL
- RE** REACH
REACH
- SOH** STANDOVER HEIGHT
ÜBERSTANDSHÖHE
- HTA** HEAD SET DIAMETER (UPPER / LOWER)
STEUERSATZDURCHMESSER (OBEN / UNTEN)
- BB** AXLE STANDARD (REAR / FRONT)
ACHSENSTANDARD (HINTEN / VORNE)
- BB** BOTTOM BRACKET STANDARD
TRETLAGERSTANDARD
- ST** SEAT POST DIAMETER
SITTELSTÜTZENDURCHMESSER
- SHOCK HARDWARE (Ø 8 MM)**
DÄMPFERBUCHSENMASSE (Ø 8 MM)
- SHOCK LENGTH**
DÄMPFEREINBAULÄNGE
- SHOCK TRAVEL**
DÄMPFERHUB
- FRONT FORK TRAVEL**
FEDERWEG VORNE
- REAR WHEEL TRAVEL**
FEDERWEG HINTEN
- STEM LENGTH**
VORBAULÄNGE
- HANDLEBAR WIDTH**
LENKERBREITE
- CRANK LENGTH**
KURBELLÄNGE
- SEATTUBE BOTTLE MOUNT**
FLASCHE SITTELROHR
- DOWNTUBE BOTTLE MOUNT**
FLASCHE UNTERROHR

	STL	CSL	TTL	HTL	HTA	STA	BB	WB	ST	RE	SOH											ST	DT		
SL AMR X7.9 LC U																									
S	420	438	569	100	67	74	30	1140	617	396	740	44 / 56	148/110	Pressfit 92	31.6	30 / 30	210	55	150	140	45	780	175	-	0.5
M	460	438	595	105	67	74	30	1166	622	420	745	44 / 56	148/110	Pressfit 92	31.6	30 / 30	210	55	150	140	45	780	175	-	0.5
L	480	438	621	110	67	74	30	1191	627	444	767	44 / 56	148/110	Pressfit 92	31.6	30 / 30	210	55	150	140	45	780	175	-	0.5
XL	500	438	655	120	67	74	30	1225	636	474	785	44 / 56	148/110	Pressfit 92	31.6	30 / 30	210	55	150	140	45	780	175	-	0.75
SL AMR X5.9 AL U																									
S	420	438	569	100	65.5	74	30	1157	609	398	753	44 / 56	148/110	Pressfit 92	31.6	30 / 30	210	55	150	140	45	780	175	-	0.5
M	460	438	595	105	65.5	74	30	1183	615	422	764	44 / 56	148/110	Pressfit 92	31.6	30 / 30	210	55	150	140	45	780	175	-	0.5
L	480	438	621	110	65.5	74	30	1209	619	446	766	44 / 56	148/110	Pressfit 92	31.6	30 / 30	210	55	150	140	45	780	175	-	0.5
XL	500	438	655	120	65.5	74	30	1243	628	476	798	44 / 56	148/110	Pressfit 92	31.6	30 / 30	210	55	150	140	45	780	175	-	0.75



riot red / night black

29 AL



SL AMR X 7.9

SL AMR AL	SRAM GX Eagle	SDG Fly Mountain
Rock Shox Lyrik RCT3 Debon Air 150 mm	Truvativ Descendant 7K Eagle X-Sync 32T	16012
Rock Shox Super Deluxe Coil RCT 145 mm	SRAM XG 1275 10-50	SRAM Pressfit GXP
Ground Fiftyone Team Dia. 35 mm	Magura MT Fifty4 4/2 Piston 203 / 180 mm Disc	FRH60057
Ground Fiftyone Race 780 mm Rise 20 mm Dia. 35 mm	Maxxis Minion DHF 3C MaxxTerra Exo 29x2.5 // Maxxis Minion DHR II Exo 29x2.4	S-M-L-XL
SRAM X01 Eagle 12-S	Syntace M Wheelset 33 mm 15x110 mm // Syntace M Wheelset 33 mm 12x148 mm SRAM XD	
-	Kind Shock LEV SI 31.6 mm	

SIZE	ARTICLE NUMBER
S	18SX2001
M	18SX2002
L	18SX2003
XL	18SX2004

PRICE / PREIS



SL AMR X 5.9

 SL AMR AL

 SR Suntour AION 35 RC DS 150 mm

 Cane Creek InLine Coil CS 145 mm

 Ground Fiftyone Team Dia. 35 mm

 Ground Fiftyone Race 780 mm Rise 20 mm Dia. 35 mm


 SRAM GX Eagle 12-S

 -

 SRAM GX Eagle

 Truvativ Descendant 6K Eagle X-Sync 32T

 SRAM XG 1275 10-50

 Magura MT Thirty2 4/2 Piston 203 / 180 mm Disc

 Maxxis Minion DHF 3C MaxTerra Exo 29x2.5 //
Maxxis Minion DHR II Exo 29x2.4

 DT Swiss M 1900 Spline 30 mm Wheelset 15x110 mm //
DT Swiss M 1900 Spline 30 mm Wheelset 12x148 mm SRAM XD

 JD Dropper Post 31.6 mm

 SDG Fly Mountain

 16012

 SRAM Pressfit GXP

 FRHG0057

 S-M-L-XL

SIZE	ARTICLE NUMBER
S	18SX1001
M	18SX1002
L	18SX1003
XL	18SX1004



LIGHTWEIGHT CARBON MAIN FRAME WITH ALUMINUM REAR TRIANGLE FOR GREAT RELIABILITY // LEICHTER CARBON-HAUPTRAHMEN MIT ALU-HINTERBAU FÜR BESTE ZUVERLÄSSIGKEIT



OPTIMIZED BEARING CARRIERS FOR GREAT DURABILITY // OPTIMIERTE LAGERSITZE FÜR BESTE HALTBARKEIT

LONG TRAVEL DROPPER SEATPOSTS // LANGHUBIGE VARIOSTÜTZEN



130 MM TRAVEL FRONT AND REAR COMBINED WITH 29" SMOOTHNESS // 130 MM FEDERWEG AN FRONT UND HECK GEPAART MIT LAUFRUHIGEN 29"-LAUFRÄDERN



AMR ROCKER LINK FOR IMPROVED STIFFNESS AND DURABILITY // AMR-WIPPE FÜR VERBESSERTE STEIFIGKEIT UND LANGLEBIGKEIT



01

35

20

29

15

11

16

// TOUR / EFFICIENT

CHARACTERISTICS

29" allrounders for a wide range of use

Designed for the best possible balance between lightweight construction and durability

Lively, agile riding characteristics for quick turns in terrain

Moves forward with efficient momentum, making every outing an experience

TARGET GROUP // Mountainbikers loving an efficient and fast bike for long tours

CHARAKTERISTIK

29"-Allrounder für einen breiten Einsatzbereich

Ausgelegt auf das beste Verhältnis aus Leichtbau und Dauerhaltbarkeit

Lebendig-wendiges Fahrverhalten für schnelle Richtungswechsel im Gelände

Geht schwingvoll effizient nach vorne, womit jede Ausfahrt zum Erlebnis wird

ZIELGRUPPE // Mountainbiker, die ein effizientes und schnelles Bike für lange Touren suchen



DOWNHILL

UPHILL



SPEED

PLAYFUL



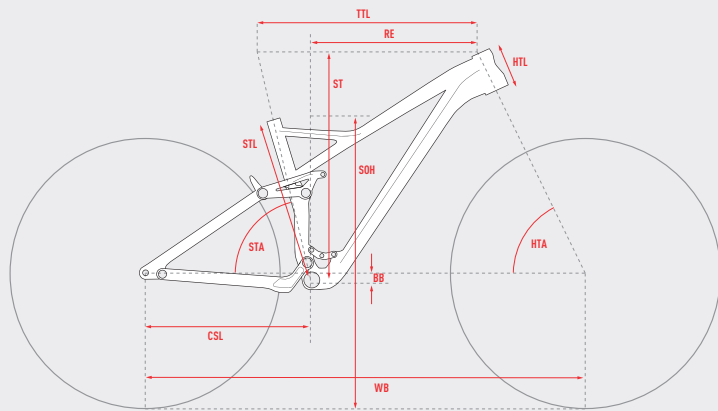
TOUGH

LIGHTWEIGHT



COMPLEX

EASY



ALL DIMENSIONS IN MM (EXCEPT HTA AND STA IN °)

ALLE MASSE IN MM (AUSNAHME HTA UND STA IN °)

- STL** SEAT TUBE LENGTH
SITZROHRLÄNGE
- CSL** CHAINSTAY LENGTH
KETTENSTREBENLÄNGE
- TTL** TOP TUBE LENGTH
OBERROHRLÄNGE
- HTL** HEAD TUBE LENGTH
STEUERROHRLÄNGE
- HTA** HEAD TUBE ANGLE
STEUERROHRWINKEL
- RE** REACH
- SOH** STANDOVER HEIGHT
ÜBERSTANDSHÖHE
- STA** SEAT TUBE ANGLE
SITZROHREWINKEL
- BB** BOTTOM BRACKET STANDARD
TRETLAGERSTANDARD
- WB** WHEELBASE
- HTA** HEAD TUBE ANGLE
STEUERROHRWINKEL
- SHOCK HARDWARE (Ø 8 MM)**
DÄMPFERBUCHSENMASSE (Ø 8 MM)
- SHOCK LENGTH**
DÄMPFEREINBAULÄNGE
- SHOCK TRAVEL**
DÄMPFERHUB
- FRONT FORK TRAVEL**
FEDERWEG VORNE
- REAR WHEEL TRAVEL**
FEDERWEG HINTEN
- STEM LENGTH**
VORBAULÄNGE
- HANDLEBAR WIDTH**
LENKERBREITE
- CRANK LENGTH**
KURBELLÄNGE
- SEAT TUBE BOTTLE MOUNT**
FLASCHE SÄTTELROHR
- DOWNTUBE BOTTLE MOUNT**
FLASCHE UNTERROHR

	STL	CSL	TTL	HTL	HTA	STA	BB	WB	ST	RE	SOH														
SL AMR 9.9 LC U																									
S	420	438	565	100	68	75.5	38	1131	610	407	730	44 / 56	148/110	Pressfit DUB	31.6	30 / 30	210	50	130	130	50	780	175	-	0.5
M	460	438	590	105	68	75.5	38	1157	614	431	735	44 / 56	148/110	Pressfit DUB	31.6	30 / 30	210	50	130	130	50	780	175	-	0.5
L	480	438	615	110	68	75.5	38	1183	619	455	757	44 / 56	148/110	Pressfit DUB	31.6	30 / 30	210	50	130	130	50	780	175	-	0.5
XL	500	438	648	120	68	75.5	38	1216	628	485	775	44 / 56	148/110	Pressfit DUB	31.6	30 / 30	210	50	130	130	50	780	175	-	0.75
SL AMR 6.9 LC U																									
S	420	438	565	100	68	75.5	38	1131	610	407	730	44 / 56	148/110	Pressfit DUB	31.6	30 / 30	210	50	130	130	45	780	175	-	0.5
M	460	438	590	105	68	75.5	38	1157	614	431	735	44 / 56	148/110	Pressfit DUB	31.6	30 / 30	210	50	130	130	45	780	175	-	0.5
L	480	438	615	110	68	75.5	38	1183	619	455	757	44 / 56	148/110	Pressfit DUB	31.6	30 / 30	210	50	130	130	45	780	175	-	0.5
XL	500	438	648	120	68	75.5	38	1216	628	485	775	44 / 56	148/110	Pressfit DUB	31.6	30 / 30	210	50	130	130	45	780	175	-	0.75
SL AMR 4.9 AL U																									
S	420	438	565	100	66.5	75.5	38	1148	602	409	743	44 / 56	148/110	Pressfit DUB	31.6	30 / 30	210	50	130	130	45	780	175	-	0.5
M	460	438	590	105	66.5	75.5	38	1174	607	433	754	44 / 56	148/110	Pressfit DUB	31.6	30 / 30	210	50	130	130	45	780	175	-	0.5
L	480	438	615	110	66.5	75.5	38	1200	611	457	756	44 / 56	148/110	Pressfit DUB	31.6	30 / 30	210	50	130	130	45	780	175	-	0.5
XL	500	438	648	120	66.5	75.5	38	1234	620	487	788	44 / 56	148/110	Pressfit DUB	31.6	30 / 30	210	50	130	130	45	780	175	-	0.75
SL AMR 2.9 AL U																									
S	420	438	565	100	66.5	75.5	38	1118	602	409	743	44 / 56	148/100	Pressfit DUB	31.6	30 / 30	210	50	130	130	60	780	175	-	0.5
M	460	438	590	105	66.5	75.5	38	1174	607	433	754	44 / 56	148/100	Pressfit DUB	31.6	30 / 30	210	50	130	130	60	780	175	-	0.5
L	480	438	615	110	66.5	75.5	38	1200	611	457	756	44 / 56	148/100	Pressfit DUB	31.6	30 / 30	210	50	130	130	60	780	175	-	0.5
XL	500	438	648	120	66.5	75.5	38	1234	620	487	788	44 / 56	148/100	Pressfit DUB	31.6	30 / 30	210	50	130	130	60	780	175	-	0.75



iridium silver / jet black / riot red



SL AMR 9.9

SL AMR LC	-	JD Dropper Post 31.6 mm
Rock Shox Pike RCT3 Debon Air 130 mm	SRAM GX Eagle	SDG Fly Mountain
Rock Shox Super Deluxe Coil RCT 130 mm	Truvativ Descendant Carbon Eagle 32T	16012
Syntace Megaforce2 Dia. 31.8 mm	SRAM XG 1275 10-50	SRAM Pressfit DUB
Syntace Vector 780 mm Rise 20 mm Dia. 31.8 mm	TRP G-Spec Trail SL Black 4/4 Piston 203 / 180 mm Disc	FRHG0057
Ergon GA 20	Maxxis Minion DHR II 3C MaxxTerra Exo 29x2.3 // Maxxis Minion SS Exo 29x2.3	S-M-L-XL
SRAM X01 Eagle 12-S	Syntace W28i Wheelset 15x110 mm // Syntace W28i Wheelset 12x148 mm SRAM XD	

SIZE	ARTICLE NUMBER
S	86SL2006
M	86SL2007
L	86SL2008
XL	86SL2009

PRICE / PREIS



SL AMR 6.9

SL AMR LC	-	Satori Sorata Pro 31,6 mm
Rock Shox Revelation RC Debon Air 130 mm	SRAM NX Eagle	SDG Fly Mountain
Rock Shox Super Deluxe Coil RCT 130 mm	Truvativ Descendant 6K Eagle X-Sync 32T	16012
Ground Fiftyone Team 35 Dia. 35 mm	SRAM PG-1230 11-50	SRAM Pressfit DUB
Ground Fiftyone Race 35 780 mm Rise 20 mm Dia. 35 mm	TRP G-Spec Trail SL BLACK 4/4 Piston 203 / 180 mm Disc	FRHG0057
Ergon GA 20	Maxxis Minion DHR II MaxTerra 29x2.30 // Maxxis Minion SS Exo 29x2.30	S-M-L-XL
SRAM NX Eagle 12-S	Rodi Wheelset 30 mm 15 x 110 mm // Rodi Wheelset 30 mm 12 x 148 mm	

SIZE	ARTICLE NUMBER
S	86SL2001
M	86SL2002
L	86SL2003
XL	86SL2004



SL AMR 4.9

SL AMR AL	-	Satori Sorata Pro 31.6 mm
SR Suntour Aulon 35 RC2 PCS 130 mm	SRAM NX Eagle	SDG Fly Mountain
Cane Creek DB Coil IL 130 mm	SRAM NX Eagle 32 T	16012
Ground Fiftyone Dia. 35 mm	SRAM PG-1230 11-50	SRAM Pressfit DUB
Ground Fiftyone Race 35 Rise Bar 780 mm Rise 20 mm Dia. 35 mm	TRP G-Spec Trail SL Gold 4/4 Piston 203 / 180 mm Disc	FRHG0057
Ergon GA 20	Maxxis Minion DHR II MaxTerra 29x2.30 // Maxxis Minion SS Exo 29x2.30	S-M-L-XL
SRAM NX Eagle 12-S	Rodi Wheelset 30 mm 15 x 110 mm // Rodi Wheelset 30 mm 12 x 148 mm	

SIZE	ARTICLE NUMBER
S	86SL1001
M	86SL1002
L	86SL1003
XL	86SL1004



SL AMR 2.9

SL AMR AL	SRAM NX Eagle	Satori Sorata Pro 31.6 mm
SR Suntour AION 34 RC 130 mm	SRAM NX Eagle 32 T	SDG Fly Mountain
Rock Shox Super Deluxe Coil R 130 mm	SRAM PG-1230 11-50	16012
Ground Fiftyone Dia. 31.8 mm	Tektro M735 4/2 Piston 180 mm Disc	SRAM Pressfit DUB
Ground Fiftyone Race 780 mm Rise 15 mm Dia. 31.8 mm	Continental Mountain King II PureGrip 29x2.4 // Continental Mountain King II PureGrip 29x2.4	FRHG0057
Velo Grip	WTB STp i29 32H // WTB STp i29 32H	S-M-L-XL
SRAM NX Eagle 12-S	Bear Hub BMT-009 15 x 100 mm	
-	Bear Hub BMB-008 12 x 148 mm	

SIZE	ARTICLE NUMBER
S	86SL1006
M	86SL1007
L	86SL1008
XL	86SL1009

AMR ROCKER LINK FOR IMPROVED STIFFNESS AND DURABILITY // AMR-WIPPE FÜR VERBESSERTE STEIFIG- UND LANGLEBIGKEIT



EQUIPMENT WITHOUT COMPROMISES FOR MAXIMUM RIDING FUN // KOMPROMISSELOSE AUSSTATTUNG FÜR MAXIMALEN FAHRSPASS

LONG TRAVEL DROPPER SEATPOSTS // LANGHUBIGE VARIOSTÜTZEN



NEW 27.5" ALUMINUM FRAME WITH MODERN GEOMETRY AND KINEMATICS // NEUER 27.5"-ALUMINIUMRAHMEN MIT MODERNER GEOMETRIE UND KINEMATIK



COIL SPRING SHOCKS FOR BEST POSSIBLE RELIABILITY AND MAXIMUM COMFORT // STAHLFEDERDAMPFER FÜR HÖCHSTE ZUVERLÄSSIGKEIT UND BESTEN KOMFORT



01

02

30

35

32

20

29

// TRAIL / AGGRESSIVE

CHARACTERISTICS

Sensational suspension performance

Fun trail bike with plenty of reserves for the rough stuff

Long travel dropper seatposts provide great room for action in terrain

Offers precise and playful riding characteristics for fun trail rides

TARGET GROUP // The ultimate short-travel trail bike – for bikers who don't leave out any single trail and yearn for rampant fun

CHARAKTERISTIK

Sensationelle Fahrwerksperformance

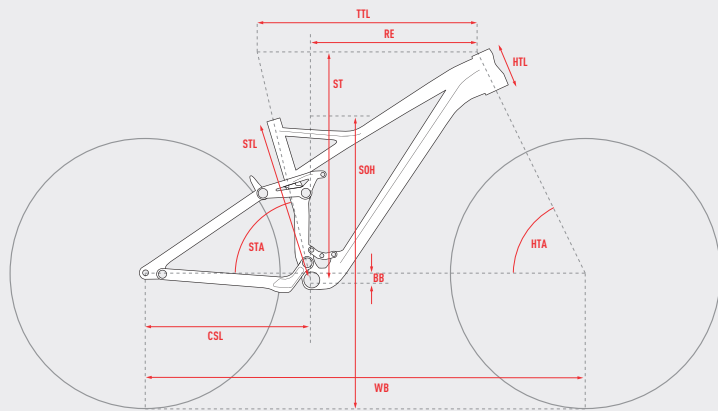
Spaß-orientiertes Trailbike mit ordentlich Reserven fürs Grobe

Langhubige Variostützen ermöglichen viel Bewegungsfreiraum im Gelände

Bietet ein präzises und verspieltes Fahrverhalten für spaßige Trailrides

ZIELGRUPPE // Das Short-Travel-Trailbike schlechthin: für Biker, die jeden Singletrail mitnehmen und nach hemmungslosem Fahrspaß gieren





ALL DIMENSIONS IN MM (EXCEPT HTA AND STA IN °)

ALLE MASSE IN MM (AUSNAHME HTA UND STA IN °)

- STL** SEAT TUBE LENGTH
SITZROHRLÄNGE
- CSL** CHAINSTAY LENGTH
KETTENSTREBENLÄNGE
- TTL** TOP TUBE LENGTH
OBERROHRLÄNGE
- HTL** HEADTUBE LENGTH
STEUERROHRLÄNGE
- HTA** HEADTUBE ANGLE
STEUERROHRWINKEL
- RE** REACH
- SOH** STANDOVER HEIGHT
ÜBERSTANDSHÖHE
- ST** HEAD SET DIAMETER (UPPER / LOWER)
STEUERSATZDURCHMESSER (OBEN / UNTEN)
- BB** AXLE STANDARD (REAR / FRONT)
ACHSENSTANDARD (HINTEN / VORNE)
- BB** BOTTOM BRACKET STANDARD
TRETLAGERSTANDARD
- ST** SEAT POST DIAMETER
SITTELSTÜTZENDURCHMESSER
- SHOCK HARDWARE (Ø 8 MM)**
DÄMPFERBUCHSENMASSE (Ø 8 MM)
- SHOCK LENGTH**
DÄMPFEREINBAULÄNGE
- SHOCK TRAVEL**
DÄMPFERHUB
- FRONT FORK TRAVEL**
FEDERWEG VORNE
- REAR WHEEL TRAVEL**
FEDERWEG HINTEN
- STEM LENGTH**
VORBAULÄNGE
- HANDLEBAR WIDTH**
LENKERBREITE
- CRANK LENGTH**
KURBELLÄNGE
- SEATTUBE BOTTLE MOUNT**
FLASCHE SITTELROHR
- DOWNTUBE BOTTLE MOUNT**
FLASCHE UNTERROHR

	STL	CSL	TTL	HTL	HTA	STA	BB	WB	ST	RE	SOH														
SL AMR 8.7 AL U																									
S	395	430.5	562	105	66	75.5	20	1139	588	410	709	44 / 56	142/110	Pressfit 92	31.6	30 / 22.2	210	50	140	130	30	780	175	-	0.5
M	430	430.5	593	110	66	75.5	20	1171	592	440	728	44 / 56	142/110	Pressfit 92	31.6	30 / 22.2	210	50	140	130	30	780	175	-	0.5
L	460	430.5	616	120	66	75.5	20	1196	601	460	753	44 / 56	142/110	Pressfit 92	31.6	30 / 22.2	210	50	140	130	30	780	175	-	0.5
XL	500	430.5	638	130	66	75.5	20	1219	610	480	767	44 / 56	142/110	Pressfit 92	31.6	30 / 22.2	210	50	140	130	30	780	175	-	0.75
SL AMR 6.7 / 4.7 AL U																									
S	395	430.5	562	105	66	75.5	20	1139	588	410	709	44 / 56	142/110	Pressfit 92	31.6	30 / 22.2	210	50	140	130	35	780	175	-	0.5
M	430	430.5	593	110	66	75.5	20	1171	592	440	728	44 / 56	142/110	Pressfit 92	31.6	30 / 22.2	210	50	140	130	35	780	175	-	0.5
L	460	430.5	616	120	66	75.5	20	1196	601	460	753	44 / 56	142/110	Pressfit 92	31.6	30 / 22.2	210	50	140	130	35	780	175	-	0.5
XL	500	430.5	638	130	66	75.5	20	1219	610	480	767	44 / 56	142/110	Pressfit 92	31.6	30 / 22.2	210	50	140	130	35	780	175	-	0.75
SL AMR 2.7 AL U																									
S	395	430.5	562	105	66	75.5	20	1139	588	410	709	44 / 56	142/100	Pressfit 92	31.6	30 / 22.2	210	50	140	130	45	780	175	-	0.5
M	430	430.5	593	110	66	75.5	20	1171	592	440	728	44 / 56	142/100	Pressfit 92	31.6	30 / 22.2	210	50	140	130	45	780	175	-	0.5
L	460	430.5	616	120	66	75.5	20	1196	601	460	753	44 / 56	142/100	Pressfit 92	31.6	30 / 22.2	210	50	140	130	45	780	175	-	0.5
XL	500	430.5	638	130	66	75.5	20	1220	610	480	767	44 / 56	142/100	Pressfit 92	31.6	30 / 22.2	210	50	140	130	45	780	175	-	0.75



smoke gray / neon red / monarch orange

27.5 AL



SL AMR 8.7

SL AMR AL	SRAM GX Eagle	Ergon SME30
Rock Shox Pike RCT3 Debon Air 140 mm	Truvativ Descendant Carbon Eagle X-Sync 34T	16012
Rock Shox Super Deluxe Coil RCT 130 mm	SRAM XG 1275 10-50	SRAM Pressfit GXP
Syntace Megaforce2 Dia. 31.8 mm	Magura MT 7 4/4 Piston 180 mm Disc	FRHG0057
Syntace Vector 780 mm Rise 20 mm Dia. 31.8 mm	Maxxis Minion DHR II 3C MaxxTerra Exo 27.5x2.4 // Maxxis Minion SS Exo 27.5x2.3	S-M-L-XL
SRAM X01 Eagle 12-S	Syntace M Wheelset 28 mm 15x110 mm // Syntace M Wheelset 28 mm 12x142 mm SRAM.XD	
-	Kind Shock LEV SI 31.6 mm	

SIZE	ARTICLE NUMBER
S	18SL4013
M	18SL4014
L	18SL4015
XL	18SL4016

PRICE / PREIS



SL AMR 6.7

SL AMR AL	SRAM GX Eagle	SDG Fly Mountain
Rock Shox Revelation RC Debon Air 140 mm	Truvativ Descendant 7K Eagle X-Sync 34T	16012
Rock Shox Super Deluxe Coil RCT 130 mm	SRAM XG 1275 10-50	SRAM Pressfit DUB
Ground Fiftyone Team Dia. 35 mm	SRAM Guide RS 4/4 Piston 180 mm Disc	FRHG0057
Ground Fiftyone Race Riser Bar 780 mm Rise 20 mm Dia. 35 mm	Maxxis Minion DHR II 3C MaxTerra Exo 27.5x2.4 // Maxxis Minion SS Exo 27.5x2.3	S-M-L-XL
SRAM GX Eagle 12-S	DT Swiss M 1900 Spline 30 mm Wheelset 15x110 mm // DT Swiss M 1900 Spline 30 mm Wheelset 12x142 mm SRAM XD	
-	Satori Sorata Pro 31.6 mm	

SIZE	ARTICLE NUMBER
S	18SL4007
M	18SL4008
L	18SL4009
XL	18SL4010



SL AMR 4.7

SL AMR AL	SRAM NX Eagle	Formula GHL-360 12x142 mm
SR Suntour AION 35 RC DS 140 mm	Truvativ Descendant 6K Eagle X-Sync 34T	Satori Sorata Pro 31.6 mm
Cane Creek Inline Coil CS 130 mm	SRAM PG-1230 11-50	SDG Fly Mountain
Ground Fiftyone Team Dia. 35 mm	Magura MT Fifty4 4/2 Piston 180 mm Disc	16012
Ground Fiftyone Race Riser Bar 780 mm Rise 20 mm Dia. 35 mm	Maxxis Minion DHR II 3C MaxTerra Exo 27.5x2.4 // Maxxis Minion SS Exo 27.5x2.3	SRAM Pressfit GXP
SRAM NX Eagle 12-S	WTB STp i29 584x29 mm 32H // WTB STp i29 584x29 mm 32H	FRHG0057
-	Formula DC-711 15x110 mm	S-M-L-XL

SIZE	ARTICLE NUMBER
S	18SL4001
M	18SL4002
L	18SL4003
XL	18SL4004



SL AMR 2.7

SL AMR AL	Shimano SLX SL-M7000	Formula GHL-360 12x142 mm
SR Suntour AION RC 140 mm	Race Face Aeffect 32T	Satori Sorata Pro 31.6 mm
Rock Shox Super Deluxe Coil R 130 mm	Sunrace MS8-E 11-46	SDG Fly Mountain
Ground Fiftyone Dia. 31.8 mm	Magura MT 4 2/2 Piston 180 mm Disc	16012
Ground Fiftyone Race 780 mm Rise 15 mm Dia. 31.8 mm	Continental Mountain King II PureGrip 27.5x2.4 // Continental Mountain King II PureGrip 27.5x2.4	Race Face Pressfit
Shimano SLX RD-M7000 Shadow Plus 11-S	WTB STp i29 584x29 mm 32H // WTB STp i29 584x29 mm 32H	FRHG0058
-	Formula DC-51 15 x 100 mm	S-M-L-XL

SIZE	ARTICLE NUMBER
S	18SL4019
M	18SL4020
L	18SL4021
XL	18SL4022

LECTOR X



EXTREMELY LIGHTWEIGHT AND STIFF FRAME-FORK UNIT // EXTREM LEICHTE UND STEIFE RAHMEN-GABEL-EINHEIT



STRIKING, ANGULAR DESIGN // MARKANTES, KANTIGES DESIGN

SET-UP WITHOUT COMPROMISE FOR STRIKING EFFICIENCY // KOMPROMISSLOSES SET-UP FÜR BESTECHENDE EFFIZIENZ



GHOST CARBON RIGID FORK // GHOST-CARBON-STARRGABEL



DISCONNECT BRAKE MOUNT AND BOOST AXLE STANDARD FRONT AND REAR // DISCONNECT BRAKE MOUNT SOWIE BOOST-ACHSSTANDARD VORNE UND HINTEN



16

11

17

14

29

21

19

// XC / SPEED

CHARACTERISTICS

Low-maintenance race machine with desire for altitude

A propulsion powerhouse that rewards every sprint with the lead

Race-ready competition bike – no compromise allowed

TARGET GROUP // For competitors who don't delight in participation – domination of the competition is what they are after

CHARAKTERISTIK

Wartungsarme Rennfeile mit Drang nach Höhenmetern

Eine vortriebsstarke Einheit, mit der jeder Sprint zur Spitze führt

Rennfertiges Wettkampfbike, das keinen Kompromiss eingeht

ZIELGRUPPE // Für Rennfahrer, die sich nicht an der Teilnahme erfreuen, sondern ihre Gegner dominieren möchten



DOWNHILL

UPHILL



SPEED

PLAYFUL



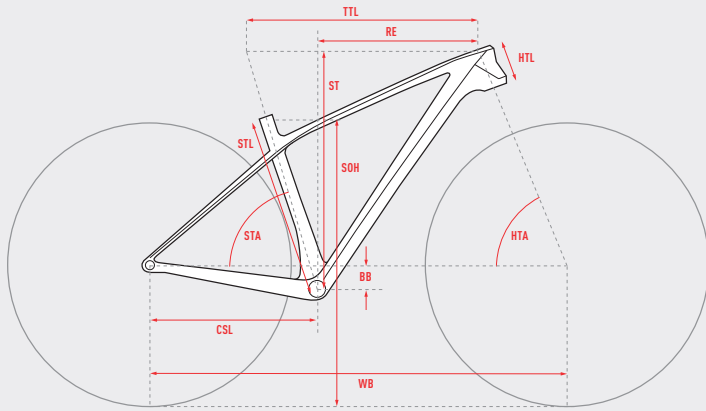
TOUGH

LIGHTWEIGHT



COMPLEX

EASY



ALL DIMENSIONS IN MM (EXCEPT HTA AND STA IN °)

ALLE MASSE IN MM (AUSNAHME HTA UND STA IN °)

- STL** SEAT TUBE LENGTH
SITZROHRLÄNGE
- CSL** CHAINSTAY LENGTH
KETTENSTREBENLÄNGE
- TTL** TOP TUBE LENGTH
OBERROHRLÄNGE
- HTL** HEAD TUBE LENGTH
STEUERROHRLÄNGE
- HTA** HEAD TUBE ANGLE
STEUERROHRWINKEL
- RE** REACH
REACH
- SOH** STANDOVER HEIGHT
ÜBERSTANDSHÖHE
- ST** HEAD SET DIAMETER (UPPER / LOWER)
STEUERSATZDURCHMESSER (OBEN / UNTEN)
- DT** AXLE STANDARD (REAR / FRONT)
ACHSENSTANDARD (HINTEN / VORNE)
- BB** BOTTOM BRACKET STANDARD
TRETLAGERSTANDARD
- ST** SEAT POST DIAMETER
SITTELSTÜTZENDURCHMESSER
- SHOCK HARDWARE (Ø 8 MM)**
DÄMPFERBUCHSENMASSE (Ø 8 MM)
- SHOCK LENGTH**
DÄMPFEREINBAULÄNGE
- SHOCK TRAVEL**
DÄMPFERHUB
- FRONT FORK TRAVEL**
FEDERWEG VORNE
- REAR WHEEL TRAVEL**
FEDERWEG HINTEN
- STEM LENGTH**
VORBAULÄNGE
- HANDLEBAR WIDTH**
LENKERBREITE
- CRANK LENGTH**
KURBELLENGE
- SEAT TUBE BOTTLE MOUNT**
FLASCHE SITTELROHR
- DOWNTUBE BOTTLE MOUNT**
FLASCHE UNTERROHR

	STL	CSL	TTL	HTL	HTA	STA	BB	WB	ST	RE	SOH														
LECTOR X 8.9 UC U																									
S	420	429	592	95.5	70.8	74.3	71	1090	597	425	720	44 / 56	148/110	Pressfit 92	31.6	- / -	-	-	-	-	75	740	175	-	0.75
M	460	429	607	105.5	70.8	74.3	71	1106	606	437	723	44 / 56	148/110	Pressfit 92	31.6	- / -	-	-	-	-	75	740	175	-	0.75
L	500	429	622	115.5	70.8	74.3	71	1121	616	449	748	44 / 56	148/110	Pressfit 92	31.6	- / -	-	-	-	-	75	740	175	-	0.75
XL	540	429	633	125.5	70.8	74.3	71	1132	625	456	760	44 / 56	148/110	Pressfit 92	31.6	- / -	-	-	-	-	75	740	175	-	0.75



night black / neon yellow



LECTOR X 8.9

 LECTOR UC	 SRAM GX Eagle	 Ground Fiftyone Team Carbon 31.6 mm
 GHOST UC Rigid	 Truvativ Descendant X-Sync 32T	 Fizik Antares R7
 Ground Fiftyone Dia. 31.8 mm	 SRAM XG 1275 10-50	 16012
 Ground Fiftyone Team 740 mm Dia. 31.8 mm	 SRAM Level T 2/2 Piston 180 / 160 mm Disc	 SRAM Pressfit GXP
 SRAM X01 Eagle 12-S	 Continental Race King Black Chilli 29x2.2 // Continental Race King Black Chilli 29x2.2	 FRHG0002
 -	 DT Swiss M 1700 Spline 25 mm Wheelset 15x110 mm // DT Swiss M 1700 Spline 25 mm Wheelset 12x148 mm SRAM XD	 S-M-L-XL

SIZE	ARTICLE NUMBER
S	18LE2022
M	18LE2023
L	18LE2024
XL	18LE2025

PRICE / PREIS

LECTOR




VARIOUS COLOR AND DRIVETRAIN
OPTIONS AVAILABLE // VIELFÄLTIGE FARB-
UND ANTRIEBSKOMBINATIONEN

27.5" MODEL FOR SMALLER RIDERS //
27.5"-MODELL FÜR KLEINERE FAHRER
UND FAHRERINNEN

SPECS FOR XC AND MARATHON //
SPEZIFIKATIONEN FÜR XC UND
MARATHON

ERGONOMIC CONTACT POINTS //
ERGONOMISCHE KONTAKTPUNKTE

SHIMANO 2X AND SRAM EAGLE
1X12 DRIVETRAINS // SHIMANO 2X UND
SRAM EAGLE 1X12-ANTRIEBE



// XC & MARATHON / EFFICIENT

CHARACTERISTICS

A bike bursting with stiffness, transferring power into all-out propulsion

Marathon and XC target characteristics through different equipment combinations

Ergonomical components take the edge off of long, hard race stages

Precise and quick reacting handling for agile turns on the race course

TARGET GROUP // Pure performance for racers, marathon enthusiasts and ambitious amateurs looking for genuine unaltered GHOST-DNA



CHARAKTERISTIK


Ein Bike, das nur so vor Steifigkeit strotzt und diese in kompromisslosen Vortrieb umsetzt

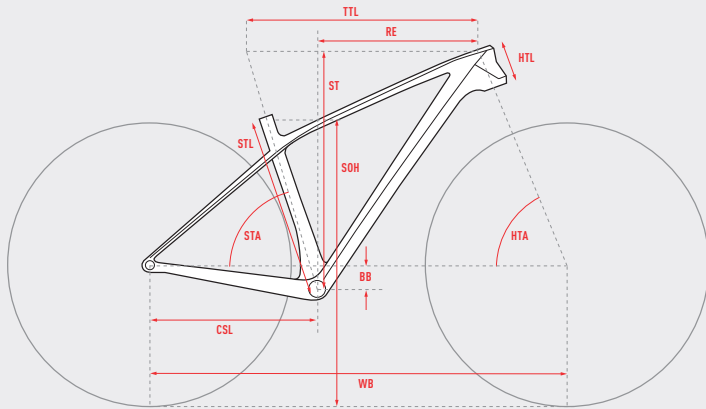
Ausprägung in Marathon und XC durch unterschiedliche Ausstattungskombinationen

Ergonomische Anbauteile nehmen langen, harten Rennetappen ihren Schrecken

Präzises und reaktionsschnelles Handling für schnelle Richtungswechsel auf der Wettkampfstrecke

ZIELGRUPPE // Pure Performance für Racer, Marathonisten und ambitionierte Hobbyfahrer, die nach unverfälschter GHOST-DNA suchen





ALL DIMENSIONS IN MM (EXCEPT HTA AND STA IN °)

ALLE MASSE IN MM (AUSNAHME HTA UND STA IN °)

- STL** SEAT TUBE LENGTH
SITZROHRLÄNGE
- CSL** CHAINSTAY LENGTH
KETTENSTREBENLÄNGE
- TTL** TOP TUBE LENGTH
OBERROHRLÄNGE
- HTL** HEADTUBE LENGTH
STEUERROHRLÄNGE
- HTA** HEADTUBE ANGLE
STEUERROHRWINKEL
- RE** REACH
REACH
- SOH** STANDOVER HEIGHT
ÜBERSTANDSHÖHE
- SOA** HEAD SET DIAMETER (UPPER / LOWER)
STEUERSATZDURCHMESSER (OBEN / UNTEN)
- AXL** AXLE STANDARD (REAR / FRONT)
ACHSENSTANDARD (HINTEN / VORNE)
- BB** BOTTOM BRACKET STANDARD
TRETLAGERSTANDARD
- SPD** SEAT POST DIAMETER
SITTELSTÜTZENDURCHMESSER
- SHOCK HW** SHOCK HARDWARE (Ø 8 MM)
DÄMPFERBUCHSENMASSE (Ø 8 MM)
- SHOCK L** SHOCK LENGTH
DÄMPFEREINBAULÄNGE
- SHOCK T** SHOCK TRAVEL
DÄMPFERHUB
- FRT F** FRONT FORK TRAVEL
FEDERWEG VORNE
- RRT F** REAR WHEEL TRAVEL
FEDERWEG HINTEN
- SL** STEM LENGTH
VORBAULÄNGE
- HW** HANDLEBAR WIDTH
LENKERBREITE
- CL** CRANK LENGTH
KURBELLÄNGE
- ST** SEATTUBE BOTTLE MOUNT
FLASCHE SITTELROHR
- DT** DOWNTUBE BOTTLE MOUNT
FLASCHE UNTERROHR

	STL	CSL	TTL	HTL	HTA	STA	BB	WB	ST	RE	SOH	SOA	AXL	BB	SPD	SHOCK HW	SHOCK L	SHOCK T	FRT F	RRT F	SL	HW	CL	ST	DT
LECTOR WCR.9 LC U																									
XS	380	430	581	95.5	69.5	73	60	1048	607	395	699	44 / 56	148/110	Pressfit 92	31.6	- / -	-	-	100	-	75	740	175	-	0.75
S	420	430	596	95.5	69.5	73	60	1100	607	410	727	44 / 56	148/110	Pressfit 92	31.6	- / -	-	-	100	-	75	740	175	-	0.75
M	460	430	611	105.5	69.5	73	60	1115	616	423	734	44 / 56	148/110	Pressfit 92	31.6	- / -	-	-	100	-	75	740	175	-	0.75
L	500	430	626	115.5	69.5	73	60	1131	626	436	743	44 / 56	148/110	Pressfit 92	31.6	- / -	-	-	100	-	75	740	175	-	0.75
XL	540	430	637	125.5	69.5	73	60	1142	635	443	754	44 / 56	148/110	Pressfit 92	31.6	- / -	-	-	100	-	75	740	175	-	0.75
LECTOR 8.9 / 7.9 LC U																									
S	420	430	596	95.5	69.5	73	60	1100	607	410	727	44 / 56	142/110	Pressfit 92	31.6	- / -	-	-	100	-	75	740	175	0.75	0.75
M	460	430	611	105.5	69.5	73	60	1115	616	423	734	44 / 56	142/110	Pressfit 92	31.6	- / -	-	-	100	-	75	740	175	0.75	0.75
L	500	430	626	115.5	69.5	73	60	1131	626	436	743	44 / 56	142/110	Pressfit 92	31.6	- / -	-	-	100	-	75	740	175	0.75	0.75
XL	540	430	637	125.5	69.5	73	60	1142	635	443	754	44 / 56	142/110	Pressfit 92	31.6	- / -	-	-	100	-	75	740	175	0.75	0.75
LECTOR 6.9 LC U																									
XS	380	430	581	95.5	69.5	73	60	1184	607	395	699	44 / 56	142/110	Pressfit 92	31.6	- / -	-	-	100	-	60	740	175	0.5/0.75	0.5/0.75
S	420	430	596	95.5	69.5	73	60	1100	607	410	727	44 / 56	142/110	Pressfit 92	31.6	- / -	-	-	100	-	60	740	175	0.75	0.75
M	460	430	611	105.5	69.5	73	60	1115	616	423	734	44 / 56	142/110	Pressfit 92	31.6	- / -	-	-	100	-	60	740	175	0.75	0.75
L	500	430	626	115.5	69.5	73	60	1131	626	436	743	44 / 56	142/110	Pressfit 92	31.6	- / -	-	-	100	-	60	740	175	0.75	0.75
XL	540	430	637	125.5	69.5	73	60	1142	635	443	754	44 / 56	142/110	Pressfit 92	31.6	- / -	-	-	100	-	60	740	175	0.75	0.75
LECTOR 5.9 / 3.9 RED / 2.9 BLACK LC U																									
XS	380	430	581	95.5	69.5	73	60	1084	607	395	699	44 / 56	142/100	Pressfit 92	31.6	- / -	-	-	100	-	75	740	175	-	0.75
S	420	430	596	95.5	69.5	73	60	1100	607	410	727	44 / 56	142/100	Pressfit 92	31.6	- / -	-	-	100	-	75	740	175	0.75	0.75
M	460	430	611	105.5	69.5	73	60	1115	616	423	734	44 / 56	142/100	Pressfit 92	31.6	- / -	-	-	100	-	75	740	175	0.75	0.75
L	500	430	626	115.5	69.5	73	60	1131	626	436	743	44 / 56	142/100	Pressfit 92	31.6	- / -	-	-	100	-	75	740	175	0.75	0.75
XL	540	430	637	125.5	69.5	73	60	1142	635	443	754	44 / 56	142/100	Pressfit 92	31.6	- / -	-	-	100	-	75	740	175	0.75	0.75
LECTOR 4.9 / 3.9 BLACK / 2.9 BLUE LC U																									
XS	380	430	581	95.5	69.5	73	60	1184	607	395	699	44 / 56	142/100	Pressfit 92	31.6	- / -	-	-	100	-	75	740	175	0.5/0.75	0.5/0.75
S	420	430	596	95.5	69.5	73	60	1100	607	410	727	44 / 56	142/100	Pressfit 92	31.6	- / -	-	-	100	-	75	740	175	0.75	0.75
M	460	430	611	105.5	69.5	73	60	1115	616	423	734	44 / 56	142/100	Pressfit 92	31.6	- / -	-	-	100	-	75	740	175	0.75	0.75
L	500	430	626	115.5	69.5	73	60	1131	626	436	743	44 / 56	142/100	Pressfit 92	31.6	- / -	-	-	100	-	75	740	175	0.75	0.75
XL	540	430	637	125.5	69.5	73	60	1142	635	443	754	44 / 56	142/100	Pressfit 92	31.6	- / -	-	-	100	-	75	740	175	0.75	0.75
LECTOR 2.7 LC U																									
XS	380	422	552	100.5	69	74	48	1058	580	387	680	44 / 56	142/100	Pressfit 92	31.6	- / -	-	-	100	-	75	740	170	0.5/0.75	0.5/0.75
S	410	422	572	110.5	69	74	48	1079	589	404	713	44 / 56	142/100	Pressfit 92	31.6	- / -	-	-	100	-	75	740	170	0.75	0.75
M	450	422	592	110.5	69	74	48	1099	588	424	723	44 / 56	142/100	Pressfit 92	31.6	- / -	-	-	100	-	75	740	170	0.75	0.75
L	490	422	618	120.5	69	74	48	1126	598	448	758	44 / 56	142/100	Pressfit 92	31.6	- / -	-	-	100	-	75	740	170	0.75	0.75



star white / jet black



LECTOR WCR.9

LECTOR LC	SRAM X01 Eagle	Fizik Antares R7
Rock Shox SID RL Solo Air Oneloc 100 mm	Truvativ Stylo Carbon Eagle X-Sync 32T	16012
Ground Fiftyone Dia. 31.8 mm	SRAM XG 1275 10-50	SRAM Pressfit DUB
Ground Fiftyone Pro Team Carbon 740 mm Dia. 31.8 mm	SRAM Level TLM 2/2 Piston 180 / 160 mm Disc	FRHG0002
ESI Grips black	Continental Race King 2.2 29er Race Sport // Continental Race King 2.2 29er Race Sport	XS-S-M-L-XL
SRAM X01 Eagle 12-S	Syntace W28i Wheelset Front 15 x 110 mm // Syntace W28i Wheelset Rear 12 x 148 mm SRAM XD	
-	Rock Shox Reverb Stealth 31.6 mm	

SIZE	ARTICLE NUMBER
XS	86LE1055
S	86LE1056
M	86LE1057
L	86LE1058
XL	86LE1059

PRICE / PREIS



neon green / night black



LECTOR 8.9

LECTOR LC	Shimano XT Di2 SW-M8050	Fizik Antares R7
Fox 32 Float Performance Remote 100 mm	Shimano XT FC-M8000 Hollowtech II 36-26	16012
Ground Fiftyone Dia. 31.8 mm	Shimano XT CS-M8000 11-42	Shimano Pressfit BB
Ground Fiftyone 740 mm Dia. 31.8 mm	Shimano XT BR-M8000 2/2 Piston 180 / 160 mm Disc	FRHG0001
Ergon GA 20	Continental X-King Perf. PureGrip 29x2.2 // Continental X-King Perf. PureGrip 29x2.2	S-M-L-XL
Shimano XT Di2 RD-M8050 Shadow Plus 11-S	DT Swiss M 1700 Spline 25 mm Wheelset 15x110 mm // DT Swiss M 1700 Spline 25 mm Wheelset 12x142 mm	
Shimano XT Di2 FD-M8070	Ground Fiftyone Team Carbon 31.6 mm	

SIZE	ARTICLE NUMBER
S	18LE1079
M	18LE1080
L	18LE1081
XL	18LE1082

PRICE / PREIS



smoke gray / night black / neon yellow



LECTOR 8.9

LECTOR LC	Shimano XT Di2 SW-M8050	Fizik Antares R7
Fox 32 Float Performance Remote 100 mm	Shimano XT FC-M8000 Hollowtech II 36-26	16012
Ground Fiftyone Dia. 31.8 mm	Shimano XT CS-M8000 11-42	Shimano Pressfit BB
Ground Fiftyone 740 mm Dia. 31.8 mm	Shimano XT BR-M8000 2/2 Piston 180 / 160 mm Disc	FRHG0001
Ergon GA 20	Continental X-King Perf. PureGrip 29x2.2 // Continental X-King Perf. PureGrip 29x2.2	S-M-L-XL
Shimano XT Di2 RD-M8050 Shadow Plus 11-S	DT Swiss M 1700 Spline 25 mm Wheelset 15x110 mm // DT Swiss M 1700 Spline 25 mm Wheelset 12x142 mm	
Shimano XT Di2 FD-M8070	Ground Fiftyone Team Carbon 31.6 mm	

SIZE	ARTICLE NUMBER
S	18LE1086
M	18LE1087
L	18LE1088
XL	18LE1089

PRICE / PREIS



LECTOR 7.9

LECTOR LC	Truvativ Descendant 6K X-Sync 32T	Ground Fiftyone 31.6 mm
Rock Shox RS1 Oneloc 100 mm	SRAM XG 1275 10-50	Fizik Antares R7
Ground Fiftyone Dia. 31.8 mm	SRAM Level T 2/2 Piston 180 / 160 mm Disc	16012
Ground Fiftyone 740 mm Dia. 31.8 mm	Continental X-King Perf. PureGrip 29x2.2 // Continental X-King Perf. PureGrip 29x2.2	SRAM Pressfit GXP
SRAM GX Eagle 12-S	Rodi Tryp 622x25 mm 32H // Rodi Tryp 622x25 mm 32H	FRHG0002
SRAM GX Eagle	SRAM PS Front Hub 15x110 mm	S-M-L-XL
	Formula DHT-142 12x142 mm SRAM XD	

SIZE	ARTICLE NUMBER
S	18LE1072
M	18LE1073
L	18LE1074
XL	18LE1075






















LECTOR 6.9

LECTOR LC	SRAM GX Eagle	Fizik Antares R7
Rock Shox SID RL 100 mm	SRAM GX Eagle 32T DUB	HS0001
Syntace LiteForce Stem 31.8 mm	SRAM XG 1275 10-50	SRAM Pressfit DUB
Syntace Vector 7075 high 5 740 mm 31.8 mm 8°	SRAM Level T 2/2 Piston 180 / 160 mm Disc	FRHG0002
Ergon GA 20	Continental X-King Perf. PureGrip 29x2.2 // Continental X-King Perf. PureGrip 29x2.2	XS-S-M-L-XL
SRAM GX Eagle 12-S	Syntace W28i Wheelset 15x110 mm // Syntace W28i Wheelset 12x142 mm SRAM XD	
Syntace P6 Alu 31.6 mm 400 mm		

SIZE	ARTICLE NUMBER
XS	86LE1049
S	86LE1050
M	86LE1051
L	86LE1052
XL	86LE1053






















LECTOR 5.9

 LECTOR LC	 SRAM GX Eagle	 Fizik Antares R7
 Rock Shox SID RL 100 mm	 SRAM GX EAGLE 32 DUB	 HS0001
 Ground Fiftyone Dia. 31.8 mm	 SRAM XG 1275 10-50	 SRAM Pressfit DUB
 Ground Fiftyone 740 mm Dia. 31.8 mm	 SRAM Level T 2/2 Piston 180 / 160 mm Disc	 FRHG0002
 Ergon GA 20	 Continental X-King Pure Grip 29 x 2.2 // Continental X-King Pure Grip 29 x 2.2	 XS-S-M-L-XL
 SRAM GX Eagle 12-S	 DT Swiss X 1900 SPLINE® 29/25 mm, 15/100 TA // DT Swiss X 1900 SPLINE® 29/25 mm, 12/142 TA	
 -	 Satori Sorata Pro 31.6 mm	

SIZE	ARTICLE NUMBER
XS	86LE1043
S	86LE1044
M	86LE1045
L	86LE1046
XL	86LE1047



LECTOR 5.9

 LECTOR LC	 SRAM GX Eagle	 Fizik Antares R7
 Rock Shox SID RL 100 mm	 SRAM GX EAGLE 32 DUB	 HS0001
 Ground Fiftyone Dia. 31.8 mm	 SRAM XG 1275 10-50	 SRAM Pressfit DUB
 Ground Fiftyone 740 mm Dia. 31.8 mm	 SRAM Level T 2/2 Piston 180 / 160 mm Disc	 FRHG0002
 Ergon GA 20	 Continental X-King Pure Grip 29 x 2.2 // Continental X-King Pure Grip 29 x 2.2	 XS-S-M-L-XL
 SRAM GX Eagle 12-S	 DT Swiss X 1900 SPLINE® 29/25 mm, 15/100 TA // DT Swiss X 1900 SPLINE® 29/25 mm, 12/142 TA	
 -	 Satori Sorata Pro 31.6 mm	

SIZE	ARTICLE NUMBER
XS	86LE1037
S	86LE1038
M	86LE1039
L	86LE1040
XL	86LE1041



night black / fiery red



LECTOR 4.9

LECTOR LC	Shimano XT SL-M8000	Fizik Antares R7
FOX Rhythm 32 Float Remote 100 mm	Shimano XT FC-M8000 Hollowtech II 36-26	HS0001
Ground Fiftyone Dia. 31.8 mm	Shimano SLX CS-M7000 11-42	Shimano Pressfit BB
Ground Fiftyone 740 mm Dia. 31.8 mm	Shimano XT BR-M8000 2/2 Piston 180 / 160 mm Disc	FRHG0001
Grip RIOT with fixing screw blk/blk	Continental X-King Perf. Pure Grip 29 x 2.2 // Continental X-King Perf. Pure Grip 29 x 2.2	XS-S-M-L-XL
Shimano XT RD-M8000 Shadow Plus 11-S	DT Swiss X 1900 SPLINE® 29/25 mm, 15/100 TA // DT Swiss X 1900 SPLINE® 29/25 mm, 12/142 TA	
Shimano XT FD-M8020 Side Swing	Ground Fiftyone 31.6 mm	

SIZE	ARTICLE NUMBER
XS	86LE1025
S	86LE1026
M	86LE1027
L	86LE1028
XL	86LE1029

PRICE / PREIS



spectra yellow / jet black



LECTOR 4.9

LECTOR LC	Shimano XT SL-M8000	Fizik Antares R7
FOX Rhythm 32 Float Remote 100 mm	Shimano XT FC-M8000 Hollowtech II 36-26	HS0001
Ground Fiftyone Dia. 31.8 mm	Shimano SLX CS-M7000 11-42	Shimano Pressfit BB
Ground Fiftyone 740 mm Dia. 31.8 mm	Shimano XT BR-M8000 2/2 Piston 180 / 160 mm Disc	FRHG0001
Grip RIOT with fixing screw blk/blk	Continental X-King Perf. Pure Grip 29 x 2.2 // Continental X-King Perf. Pure Grip 29 x 2.2	XS-S-M-L-XL
Shimano XT RD-M8000 Shadow Plus 11-S	DT Swiss X 1900 SPLINE® 29/25 mm, 15/100 TA // DT Swiss X 1900 SPLINE® 29/25 mm, 12/142 TA	
Shimano XT FD-M8020 Side Swing	Ground Fiftyone 31.6 mm	

SIZE	ARTICLE NUMBER
XS	86LE1031
S	86LE1032
M	86LE1033
L	86LE1034
XL	86LE1035

PRICE / PREIS



LECTOR 3.9

LECTOR LC	SRAM NX Eagle	Fizik Antares R7
Rock Shox Recon RL Remote 100 mm	SRAM NX Eagle 32 DUB	HS0001
Ground Fiftyone Dia. 31.8 mm	SRAM PG-1230 11-50	SRAM Pressfit DUB
Ground Fiftyone 740 mm Dia. 31.8 mm	SRAM Level T 2/2 Piston 180 / 160 mm Disc	FRHG0002
GHOST Grip with lock ring single	Continental X-King Perf. Pure Grip 29 x 2.2 // Continental X-King Perf. Pure Grip 29 x 2.2	XS-S-M-L-XL
SRAM NX Eagle 12-S	DT Swiss X 1900 SPLINE® 29/25 mm, 15/100 TA // DT Swiss X 1900 SPLINE® 29/25 mm, 12/142 TA	
-	Ground Fiftyone 31.6 mm	

SIZE	ARTICLE NUMBER
XS	86LE1013
S	86LE1014
M	86LE1015
L	86LE1016
XL	86LE1017



LECTOR 3.9

LECTOR LC	SRAM NX Eagle	Fizik Antares R7
Rock Shox Recon RL Remote 100 mm	SRAM NX Eagle 32 DUB	HS0001
Ground Fiftyone Dia. 31.8 mm	SRAM PG-1230 11-50	SRAM Pressfit DUB
Ground Fiftyone 740 mm Dia. 31.8 mm	SRAM Level T 2/2 Piston 180 / 160 mm Disc	FRHG0002
GHOST Grip with lock ring single	Continental X-King Perf. Pure Grip 29 x 2.2 // Continental X-King Perf. Pure Grip 29 x 2.2	XS-S-M-L-XL
SRAM NX Eagle 12-S	DT Swiss X 1900 SPLINE® 29/25 mm, 15/100 TA // DT Swiss X 1900 SPLINE® 29/25 mm, 12/142 TA	
-	Ground Fiftyone 31.6 mm	

SIZE	ARTICLE NUMBER
XS	86LE1019
S	86LE1020
M	86LE1021
L	86LE1022
XL	86LE1023



jade blue / jet black



LECTOR 2.9

LECTOR LC	Shimano SLX SL-M7000	Formula DHT-142 12 x 142 mm
Rock Shox Recon RL Remote 100 mm	Shimano SLX FC-M7000 34-24	Ground Fiftyone 31.6 mm
Ground Fiftyone Dia. 31.8 mm	Shimano SLX CS-M7000 11-42	Fizik Antares R7
Ground Fiftyone 740 mm Dia. 31.8 mm	Shimano BR-MT400 2/2 Piston 180 / 160 mm	HS0001
Velo Grip	Continental X-King Perf. Pure Grip 29 x 2.2 // Continental X-King Perf. Pure Grip 29 x 2.2	Shimano Pressfit BB
Shimano XT RD-M8000 Shadow Plus 11-S	Rodi Blackrock 622x21 mm 32H // Rodi Blackrock 622x21 mm 32H	FRHG0001
Shimano SLX FD-M7020	Formula DC-71 15 x 100 mm	XS-S-M-L-XL

SIZE	ARTICLE NUMBER
XS	86LE1001
S	86LE1002
M	86LE1003
L	86LE1004
XL	86LE1005

PRICE / PREIS



night black / titanium gray / spectra yellow



LECTOR 2.9

LECTOR LC	Shimano SLX SL-M7000	Formula DHT-142 12 x 142 mm
Rock Shox Recon RL Remote 100 mm	Shimano SLX FC-M7000 34-24	Ground Fiftyone 31.6 mm
Ground Fiftyone Dia. 31.8 mm	Shimano SLX CS-M7000 11-42	Fizik Antares R7
Ground Fiftyone 740 mm Dia. 31.8 mm	Shimano BR-MT400 2/2 Piston 180 / 160 mm	HS0001
Velo Grip	Continental X-King Perf. Pure Grip 29 x 2.2 // Continental X-King Perf. Pure Grip 29 x 2.2	Shimano Pressfit BB
Shimano XT RD-M8000 Shadow Plus 11-S	Rodi Blackrock 622x21 mm 32H // Rodi Blackrock 622x21 mm 32H	FRHG0001
Shimano SLX FD-M7020	Formula DC-71 15 x 100 mm	XS-S-M-L-XL

SIZE	ARTICLE NUMBER
XS	86LE1007
S	86LE1008
M	86LE1009
L	86LE1010
XL	86LE1011

PRICE / PREIS



LECTOR 2.7

LECTOR LC	Shimano SLX SL-M7000	Formula DHT-142 12x142 mm
Rock Shox Recon RL Remote 100 mm	Shimano SLX FC-M7000 34-24	Ground Fiftyone 31.6 mm
Ground Fiftyone Dia. 31.8 mm	Shimano SLX CS-M7000 11-42	Fizik Antares R7
Ground Fiftyone 740 mm Dia. 31.8 mm	Shimano BR-MT400 2/2 Piston 180 / 160 mm Disc	HS0001
Velo Grip	Continental X-King PureGrip 27.5x2.2 // Continental X-King PureGrip 27.5x2.2	Shimano Pressfit BB
Shimano XT RD-M8000 Shadow Plus 11-S	Rodi Blackrock 584x21 mm 32H // Rodi Blackrock 584x21 mm 32H	FRHG0022
Shimano SLX FD-M7020	Formula DC-71 15x100 mm	XS-S-M-L

SIZE	ARTICLE NUMBER
XS	86LE3001
S	86LE3002
M	86LE3003
L	86LE3004

ASKET



- AL
- 29 | 27.5
- 130
0
- THROUGH AXLE
14
- DROPPER POST
35
- FORGED DROPOUT
07
- FORGED YOKE
08
- BOTTLE CAGE READY
20
- BOOST
16

// TRAIL / AGGRESSIVE

CHARACTERISTICS

27.5" for agility on pumptracks and flow trails; 29" for speed on single trails

Reliable partner thanks to durable and user friendly components

Simplicity and efficiency of a hardtail combined with the performance and Fahrvergnügen of a true trail bike

Powerfully responsive and predictable handling allows for trips into rough terrain

TARGET GROUP // Carefree allrounder for everyone who thinks that the home trails on a full-suspension bike are boring



CHARAKTERISTIK

27.5" für Agilität auch auf Pumptracks und Flowtrails; 29" für Speed auf Singletrails

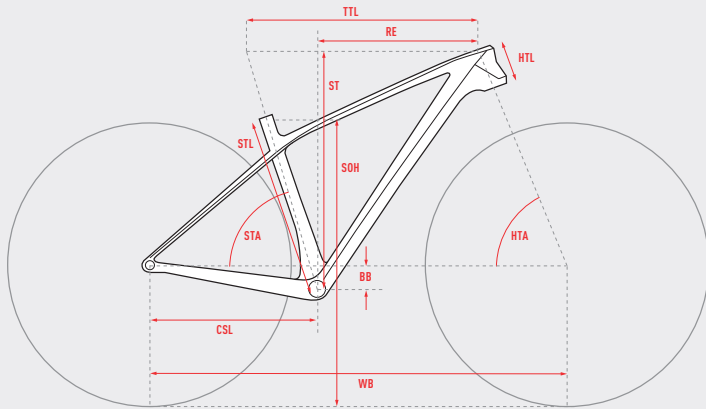
Zuverlässiger Partner dank haltbarer und unkomplizierter Anbauteile

Einfachheit und Effizienz eines Hardtails mit dem Fahrvergnügen eines waschechten Trail-Bikes

Spritziges vorhersehbares Handling erlaubt auch Ausritte ins grobe Gelände

ZIELGRUPPE // Sorgenfreier Allrounder für alle, denen die heimischen Trails auf dem Fully zu langweilig sind





ALL DIMENSIONS IN MM (EXCEPT HTA AND STA IN °)

ALLE MASSE IN MM (AUSNAHME HTA UND STA IN °)

- STL** SEAT TUBE LENGTH
SITZROHRLÄNGE
- CSL** CHAINSTAY LENGTH
KETTENSTREBENLÄNGE
- TTL** TOP TUBE LENGTH
OBERROHRLÄNGE
- HTL** HEADTUBE LENGTH
STEUERROHRLÄNGE
- HTA** HEADTUBE ANGLE
STEUERROHRWINKEL
- RE** REACH
REACH
- SOH** STANDOVER HEIGHT
ÜBERSTANDSHÖHE
- ST** HEAD SET DIAMETER (UPPER / LOWER)
STEUERSATZDURCHMESSER (OBEN / UNTEN)
- FR** AXLE STANDARD (REAR / FRONT)
ACHSENSTANDARD (HINTEN / VORNE)
- BT** BOTTOM BRACKET STANDARD
TRETLAGERSTANDARD
- SP** SEAT POST DIAMETER
SITTELSTÜTZENDURCHMESSER
- SH** SHOCK HARDWARE (Ø 8 MM)
DÄMPFERBUCHSENMASSE (Ø 8 MM)
- SL** SHOCK LENGTH
DÄMPFEREINBAULÄNGE
- ST** SHOCK TRAVEL
DÄMPFERHUB
- FT** FRONT FORK TRAVEL
FEDERWEG VORNE
- RT** REAR WHEEL TRAVEL
FEDERWEG HINTEN
- SL** STEM LENGTH
VORBAULÄNGE
- HW** HANDLEBAR WIDTH
LENKERBREITE
- CL** CRANK LENGTH
KURBELLÄNGE
- ST** SEATTUBE BOTTLE MOUNT
FLASCHE SITTELROHR
- DT** DOWNTUBE BOTTLE MOUNT
FLASCHE UNTERROHR

	STL	CSL	TTL	HTL	HTA	STA	BB	WB	ST	RE	SOH	ST	FR	BT	SP	SH	SL	FT	RT	SL	HW	CL	ST	DT	
ASKET 8.9 / 4.9 AL U																									
S	380	430	594	100	66	73.4	55.6	1146	620	409	704	44 / 56	148/110	Pressfit 92	31.6	- / -	-	-	130	-	45	780	175	-	0.75
M	420	430	610	105	66	73.4	55.6	1163	625	424	712	44 / 56	148/110	Pressfit 92	31.6	- / -	-	-	130	-	45	780	175	-	0.75
L	460	430	632	115	66	73.4	55.6	1186	634	443	747	44 / 56	148/110	Pressfit 92	31.6	- / -	-	-	130	-	45	780	175	-	0.75
ASKET 8.7 / 4.7 AL U																									
S	380	420	588	110	66.5	74	45	1133	603	415	690	44 / 56	148/100	Pressfit 92	31.6	- / -	-	-	130	-	45	780	175	-	0.75
M	420	420	603	110	66.5	74	45	1148	603	430	695	44 / 56	148/100	Pressfit 92	31.6	- / -	-	-	130	-	45	780	175	-	0.75
L	460	420	625	120	66.5	74	45	1172	613	450	730	44 / 56	148/100	Pressfit 92	31.6	- / -	-	-	130	-	45	780	175	-	0.75



riot red / night black / star white

29 AL



ASKET 8.9




















ASKET AL	SRAM GX Eagle	SDG Fly Mountain
SR Suntour Auron 35 RC2-PCS 130 mm	Truvativ Descendant 6K Eagle X-Sync 32T	16012
Ground Fiftyone Dia. 35 mm	SRAM XG 1275 10-50	SRAM Pressfit GXP
Ground Fiftyone Race 780 mm Rise 20 mm Dia. 35 mm	Magura MT Fifty4 4/2 Piston 203 / 180 mm Disc	FRHG0021
Ergon GA 20	Maxxis Minion DHF 3C MaxxTerra Exo 29x2.5 // Maxxis Minion DHR II Exo 29x2.4	S-M-L
SRAM GX Eagle 12-S	DT Swiss M 1900 Spline 30 mm Wheelset 15x110 mm // DT Swiss M 1900 Spline 30 mm Wheelset 12x148 mm SRAM XD	
-	Kind Shock LEV Integra 31.6 mm	

SIZE	ARTICLE NUMBER
S	18AS3006
M	18AS3007
L	18AS3008

PRICE / PREIS






















ASKET 8.7

 ASKET AL	 SRAM GX Eagle	 SD6 Fly Mountain
 SR Suntour Aulon 35 RC2-PCS 130 mm	 Truvativ Descendant 6K Eagle X-Sync 34T	 16012
 Ground Fiftyone Dia. 35 mm	 SRAM XG 1275 10-50	 SRAM Pressfit GXP
 Ground Fiftyone Race 780 mm Rise 20 mm Dia. 35 mm	 Magura MT Fifty4 4/2 Piston 203 / 180 mm Disc	 FRHG0021
 Ergon GA 20	 Maxxis Minion DHF 3C MaxxTerra Exo 27.5x2.5 // Maxxis Minion DHR II Exo 27.5x2.4	 S-M-L
 SRAM GX Eagle 12-S	 DT Swiss M 1900 Spline 30 mm Wheelset 15x110 mm // DT Swiss M 1900 Spline 30 mm Wheelset 12x148 mm SRAM XD	
 -	 Kind Shock LEV Integra 31.6 mm	

SIZE	ARTICLE NUMBER
S	18AS2006
M	18AS2007
L	18AS2008






















ASKET 4.9

 ASKET AL	 SRAM NX	 SD6 Fly Mountain
 SR Suntour AION 34 LO-R 130 mm	 SRAM NX X-Sync 32T	 16012
 Ground Fiftyone Dia. 31.8 mm	 SRAM PG-1130 11-42	 SRAM Pressfit GXP
 Ground Fiftyone Race 780 mm Rise 15 mm Dia. 31.8 mm	 Magura MT Thirty2 4/2 Piston 203 / 180 mm Disc	 FRHG0021
 Ergon GA 20	 Maxxis Minion DHF 3C MaxxTerra Exo 29x2.5 // Maxxis Minion DHR II Exo 29x2.4	 S-M-L
 SRAM NX 11-S	 DT Swiss M 1900 Spline 30 mm Wheelset 15x110 mm // DT Swiss M 1900 Spline 30 mm Wheelset 12x148 mm	
 -	 JD Dropper Post 31.6 mm	

SIZE	ARTICLE NUMBER
S	18AS3001
M	18AS3002
L	18AS3003



ASKET 4.7

 ASKET AL	 SRAM NX	 SDG Fly Mountain
 SR Suntour AION 34 LD-R 130 mm	 SRAM NX X-Sync 32T	 16012
 Ground Fiftyone Dia. 31.8 mm	 SRAM PG-1130 11-42	 SRAM Pressfit GXP
 Ground Fiftyone Race 780 mm Rise 15 mm Dia. 31.8 mm	 Magura MT Thirty2 4/2 Piston 203 / 180 mm Disc	 FRHG0021
 Ergon GA 20	 Maxxis Minion DHF 3C MaxTerra Exo 27.5x2.5 // Maxxis Minion DHR II Exo 27.5x2.4	 S-M-L
 SRAM NX 11-S	 DT Swiss M 1900 Spline 30 mm Wheelset 15x100 mm // DT Swiss M 1900 Spline 30 mm Wheelset 12x148 mm	
 -	 JD Dropper Post 31.6 mm	

SIZE	ARTICLE NUMBER
S	18AS2001
M	18AS2002
L	18AS2003

ROKET



27.5"+ WHEELS FOR SAFE HANDLING AND COMFORTABLE ROLL-OVER PROPERTIES // 27.5"+-LAUFRÄDER FÜR SICHERES HANDLING UND STARKES ÜBERROLLVERHALTEN

PARTICULARLY ROBUST ALUMINUM HARDTAIL WITH MODERN OFFROAD GEOMETRY // BESONDERS ROBUSTER ALUMINIUMRAHMEN MIT MODERNER OFFROAD-GEOMETRIE

THOUGHT-OUT EQUIPMENT FOR VERY COMFORTABLE RIDES EVEN IN ROUGH TERRAIN // DURCHDACHTE AUSSTATTUNG FÜR KOMFORTABLES FAHREN AUCH IM GROBEN GELÄNDE



// BACKCOUNTRY / ALLROUND

CHARACTERISTICS

Particularly robust long-distance bike with reliable components

Comfort oriented adventure bike which makes you feel very safe off the pavement as well

Versatile allrounder which performs equally well with 29" wheels for long tours off the rough trails

TARGET GROUP // Self-proclaimed pleasure bikers looking for relaxation outdoors, set on discovering unknown territory

CHARAKTERISTIK

Besonders robustes Langstreckenbike mit zuverlässigen Anbauteilen

Komfortorientiertes Abenteuerbike, das auch abseits befestigter Wege viel Sicherheit vermittelt

Vielseitiger Alleskönner, der für lange Touren abseits ruppiger Trails auch mit 29"- Laufrädern funktioniert

ZIELGRUPPE // Selbstbestimmte Genussbiker, die Erholung in freier Natur suchen und in unentdeckte Regionen vordringen möchten



DOWNHILL

UPHILL



SPEED

PLAYFUL



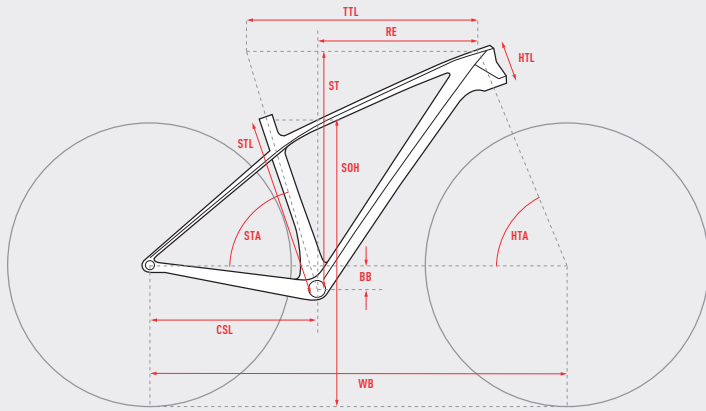
TOUGH

LIGHTWEIGHT



COMPLEX

EASY



ALL DIMENSIONS IN MM (EXCEPT HTA AND STA IN °)

ALLE MASSE IN MM (AUSNAHME HTA UND STA IN °)

- STL** SEAT TUBE LENGTH
SITZROHRLÄNGE
- CSL** CHAINSTAY LENGTH
KETTENSTREBENLÄNGE
- TTL** TOP TUBE LENGTH
OBERROHRLÄNGE
- HTL** HEADTUBE LENGTH
STEUERROHRLÄNGE
- HTA** HEADTUBE ANGLE
STEUERROHRWINKEL
- RE** REACH
- SOH** STANDOVER HEIGHT
ÜBERSTANDSHÖHE
- ST** HEAD SET DIAMETER (UPPER / LOWER)
STEUERSATZDURCHMESSER (OBEN / UNTEN)
- BB** AXLE STANDARD (REAR / FRONT)
ACHSENSTANDARD (HINTEN / VORNE)
- WB** BOTTOM BRACKET STANDARD
TRETLAGERSTANDARD
- ST** SEAT POST DIAMETER
SITTELSTÜTZENDURCHMESSER
- SHOCK HARDWARE (Ø 8 MM)**
DÄMPFERBUCHSENMASSE (Ø 8 MM)
- SHOCK LENGTH**
DÄMPFEREINBAULÄNGE
- SHOCK TRAVEL**
DÄMPFERHUB
- FRONT FORK TRAVEL**
FEDERWEG VORNE
- REAR WHEEL TRAVEL**
FEDERWEG HINTEN
- STEM LENGTH**
VORBAULÄNGE
- HANDLEBAR WIDTH**
LENKERBREITE
- CRANK LENGTH**
KURBELLÄNGE
- ST** SEAT TUBE BOTTLE MOUNT
FLASCHE SITTELROHR
- DT** DOWNTUBE BOTTLE MOUNT
FLASCHE UNTERROHR

	STL	CSL	TTL	HTL	HTA	STA	BB	WB	ST	RE	SOH														
ROKET 5.7+ AL U																									
S	380	430	594	100	66	73.5	56	1146	620	409	704	44 / 56	148/110	Pressfit 92	31.6	- / -	-	-	130	-	45	780	175	-	0.75
M	420	430	610	105	66	73.5	56	1165	625	424	712	44 / 56	148/110	Pressfit 92	31.6	- / -	-	-	130	-	45	780	175	-	0.75
L	460	430	632	115	66	73.5	56	1186	634	443	747	44 / 56	148/110	Pressfit 92	31.6	- / -	-	-	130	-	45	780	175	-	0.75



army green / night black / riot red



ROKET 5.7+

ROKET AL	Shimano SLX SL-M7000	Formula DC-1248 12x148 mm
SR Suntour AION 35 LO-R DS 130 mm	Race Face Aeffect 32T	Ground Fiftyone 31.6 mm
Ground Fiftyone Dia. 31.8 mm	Shimano SLX CS-M7000 11-46	SDG Fly Mountain
Ground Fiftyone Race 780 mm Rise 15 mm Dia. 31.8 mm	Tektro HD-M285 2/2 Piston 180 mm Disc	16012
Ergon GA 20	WTB Trail Boss 27.5x2.65 // WTB Trail Boss 27.5x2.65	Race Face Pressfit
Shimano SLX RD-M7000 Shadow Plus 11-S	WTB STp i29 584x29 mm 32H // WTB STp i29 584x29 mm 32H	FRHG0022
-	Formula DC-711 15x110 mm	S-M-L

SIZE	ARTICLE NUMBER
S	18R01001
M	18R01002
L	18R01003

PRICE / PREIS

KATO FS



- AL**
- 27.5**
- 130
130**
- 4-BAR-LINKAGE
01
- BALL BEARINGS
03
- FEM
19
- BOTTLE CAGE READY
20
- FORGED YOKE
08
- DISC BRAKE
29
- VARIO-READY
21

// ALLROUND / ACTIVE

CHARACTERISTICS

The renowned Kato FS geometry offers playful handling

The plush AMR four-bar-linkage chassis guarantees successful balance between efficiency and gulping suspension performance

Touring-specific equipment options offer tremendous comfort on long tours

The compact cockpit offers a pleasantly upright seating position

TARGET GROUP // Cool mountain bikers who are looking for a powerful allrounder at a fair price



CHARAKTERISTIK

Die renommierte Kato FS-Geometrie bietet ein spielerisches Handling

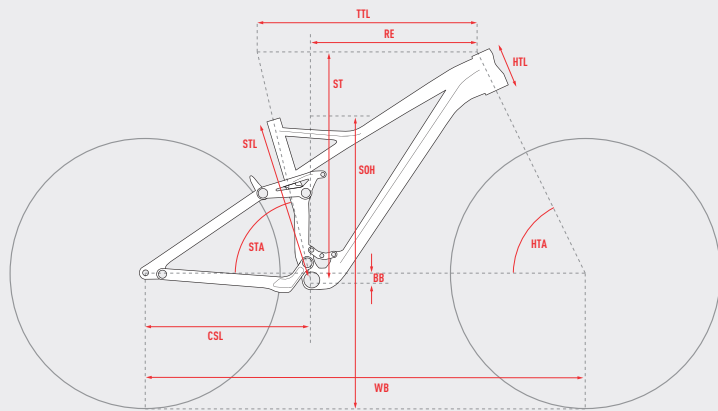
Dem satten AMR-Viergelenkfahwerk gelingt der Spagat zwischen Effizienz und Schluckfreudigkeit

Tourenspezifische Ausstattungsvarianten sorgen auch auf langen Touren für viel Komfort

Das kompakte Cockpit bietet eine angenehme, aufrechte Sitzposition

ZIELGRUPPE // Lässige Mountainbiker, die einen leistungsfähigen Alleskönner zum fairen Preis suchen





ALL DIMENSIONS IN MM (EXCEPT HTA AND STA IN °)

ALLE MASSE IN MM (AUSNAHME HTA UND STA IN °)

- STL** SEAT TUBE LENGTH
SITZROHRLÄNGE
- CSL** CHAINSTAY LENGTH
KETTENSTREBENLÄNGE
- TTL** TOP TUBE LENGTH
OBERROHRLÄNGE
- HTL** HEAD TUBE LENGTH
STEUERROHRLÄNGE
- HTA** HEAD TUBE ANGLE
STEUERROHRWINKEL
- RE** REACH
- SOH** STANDOVER HEIGHT
ÜBERSTANDSHÖHE
- ST** HEAD SET DIAMETER (UPPER / LOWER)
STEUERSATZDURCHMESSER (OBEN / UNTEN)
- BB** AXLE STANDARD (REAR / FRONT)
ACHSENSTANDARD (HINTEN / VORNE)
- BB** BOTTOM BRACKET STANDARD
TRETLAGERSTANDARD
- ST** SEAT POST DIAMETER
SITTELSTÜTZENDURCHMESSER
- SHOCK HARDWARE (Ø 8 MM)**
DÄMPFERBUCHSENMASSE (Ø 8 MM)
- SHOCK LENGTH**
DÄMPFEREINBAULÄNGE
- SHOCK TRAVEL**
DÄMPFERHUB
- FRONT FORK TRAVEL**
FEDERWEG VORNE
- REAR WHEEL TRAVEL**
FEDERWEG HINTEN
- STEM LENGTH**
VORBAULÄNGE
- HANDLEBAR WIDTH**
LENKERBREITE
- CRANK LENGTH**
KURBELLÄNGE
- SEAT TUBE BOTTLE MOUNT**
FLASCHE SITTELROHR
- DWNTUBE BOTTLE MOUNT**
FLASCHE UNTERROHR

	STL	CSL	TTL	HTL	HTA	STA	BB	WB	ST	RE	SOH														
KATO FS 5.7 / 3.7 / 2.7 ALU																									
S	420	430	575	110	69	75	15	1114	587	418	700	44 / 56	135/100	BSA 68	31.6	30 / 22.2	200	51	130	130	60	760	175	-	0.5
M	460	430	600	120	69	75	15	1141	597	440	745	44 / 56	135/100	BSA 68	31.6	30 / 22.2	200	51	130	130	60	760	175	-	0.75
L	500	430	625	130	69	75	15	1166	606	462	755	44 / 56	135/100	BSA 68	31.6	30 / 22.2	200	51	130	130	75	760	175	-	0.75
XL	540	430	645	140	69	75	15	1182	615	475	785	44 / 56	135/100	BSA 68	31.6	30 / 22.2	200	51	130	130	75	760	175	-	0.75



night black / titanium gray / monarch orange

27.5 AL



KATO FS 5.7

KATO FS AL	Shimano XT SL-M8000	GHOST Light DC 1 31.6 mm
Fox 32 Float Performance 130 mm	Shimano XT FC-M8000 Hollowtech II 36-26	Selle Italia X-Base
Fox Float DPS Performance 130 mm	Shimano SLX CS-M7000 11-42	16012
GHOST MTB Dia. 31.8 mm	Shimano XT BR-M8000 2/2 Piston 180 mm Disc	Shimano BB52 BSA
GHOST Low Rizer MTB 760 mm Rise 15 mm Dia. 31.8 mm	Continental X-King 27.5 x 2.2 // Continental X-King 27.5 x 2.2	EZ1954
GHOST Grip with Lock ring single	Rodi Blackrock 584 x 21 mm 32H // Rodi Blackrock 584 x 21 mm 32H	S-M-L-XL
Shimano XT RD-M8000 Shadow Plus 11-S	Shimano Deore HB-M6010 15 x 100 mm	
Shimano XT FD-M8020 Side Swing	Shimano Deore FH-M6000 QR	

SIZE	ARTICLE NUMBER
S	86KA5001
M	86KA5002
L	86KA5003
XL	86KA5004

PRICE / PREIS



KATO FS 3.7

🔗 KATO FS AL	🔋 Shimano SLX SL-M7000	🔧 GHOST Light DC 1 31.6 mm
🏠 SR Suntour AION 34 LO-R 130 mm	🔗 Shimano FC-MT600 36-26	👤 Selle Italia X-Base
🔧 SR Suntour Rear Shock DUAIR LO-R 130 mm	🔋 Shimano SLX CS-M7000 11-42	🔧 16012
🔧 GHOST MTB Dia. 31.8 mm	🔋 Shimano 506 Disc 2/2 Piston 180 mm Disc	🔧 Shimano BB52 BSA
📏 GHOST Low Rizer MTB 760 mm Rise 15 mm Dia. 31.8 mm	🔧 Continental X-King PureGrip 27.5x2.2 // Continental X-King PureGrip 27.5x2.2	🔧 EZ1954
🔧 GHOST Grip with lock ring single	🔗 Rodi Excalibur XC 584x19 mm 32H // Rodi Excalibur XC 584x19 mm 32H	🔗 S-M-L-XL
🔗 Shimano XT RD-M8000 Shadow Plus 11-S	🔋 Shimano Deore HB-M6010 15 x 100 mm	
🔗 Shimano SLX FD-M7020	🔋 Shimano Deore FH-M6000 QR	

SIZE	ARTICLE NUMBER
S	86KA5011
M	86KA5012
L	86KA5013
XL	86KA5014



KATO FS 2.7

🔗 KATO FS AL	🔋 Shimano Deore SL-M6000	🔧 GHOST Light DC 1 31.6 mm
🏠 SR Suntour XCR 34 LOR 130 mm	🔗 Shimano Deore FC-M6000 Hollowtech II 34-24	👤 Selle Italia X-Base
🔧 SR Suntour DUAIR 130 mm	🔋 Shimano CS-HG500-10 11-42	🔧 16012
🔧 GHOST MTB Dia. 31.8 mm	🔋 Tektro HD-M285 2/2 Piston 180 mm Disc	🔧 Shimano BB52 BSA
📏 GHOST Low Rizer MTB 760 mm Rise 15 mm Dia. 31.8 mm	🔧 Michelin Country Race R 27.5 x 2.10 // Michelin Country Race R 27.5 x 2.10	🔧 EZ1954
🔧 Velo Grip	🔗 Rodi Excalibur XC 584x19 mm 32H // Rodi Excalibur XC 584x19 mm 32H	🔗 S-M-L-XL
🔗 Shimano Deore RD-M6000 Shadow Plus 10-S	🔋 Formula DC-511 15 x 110 mm	
🔗 Shimano Deore FD-M6020 Side Swing	🔋 Formula DC 22 QR	

SIZE	ARTICLE NUMBER
S	86KA5006
M	86KA5007
L	86KA5008
XL	86KA5009



// ALLROUND / LIVELY

CHARACTERISTICS

The new geometry yields an exceptionally versatile hardtail

The latest standards like front and back thru-axles create an especially efficient unit

Progressive components simplify handling

Thanks to the low top tube and short seat tube, this bike excels in comfort and gives you plenty of space to move

TARGET GROUP // Athletic mountain bikers who give their all wherever they are and need a lot of bike at a fair price

CHARAKTERISTIK

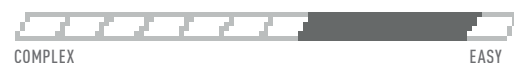
Die neue Geometrie resultiert in einem unvergleichbar vielseitigen Hardtail

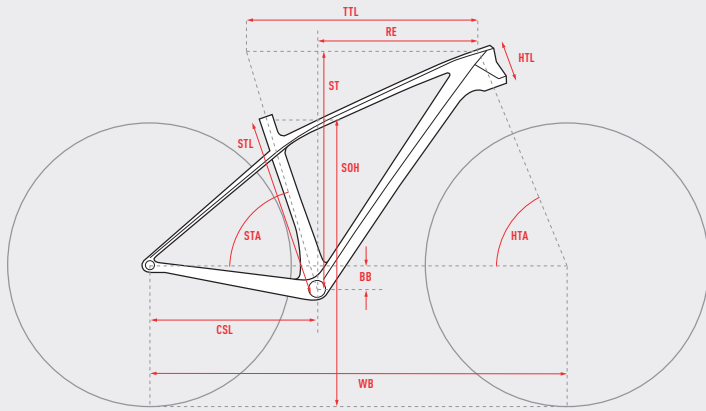
Moderne Standards wie Steckachsen vorn und hinten ergeben eine besonders effiziente Einheit

Fortschrittliche Komponenten vereinfachen die Handhabung

Dank tief gezogenem Oberrohr und kurzem Sitzrohr besticht das Bike mit Bewegungsfreiheit und Komfort

ZIELGRUPPE // Sportliche Mountainbiker, die überall alles geben und viel Bike zum fairen Preis suchen





ALL DIMENSIONS IN MM (EXCEPT HTA AND STA IN °)

ALLE MASSE IN MM (AUSNAHME HTA UND STA IN °)

- STL** SEAT TUBE LENGTH
SITZROHRLÄNGE
- CSL** CHAINSTAY LENGTH
KETTENSTREBENLÄNGE
- TTL** TOP TUBE LENGTH
OBERROHRLÄNGE
- HTL** HEAD TUBE LENGTH
STEUERROHRLÄNGE
- HTA** HEAD TUBE ANGLE
STEUERROHRWINKEL
- RE** REACH
- SOH** STANDOVER HEIGHT
ÜBERSTANDSHÖHE
- ST** HEAD SET DIAMETER (UPPER / LOWER)
STEUERSATZDURCHMESSER (OBEN / UNTEN)
- ST** AXLE STANDARD (REAR / FRONT)
ACHSENSTANDARD (HINTEN / VORNE)
- DT** BOTTOM BRACKET STANDARD
TRETLAGERSTANDARD
- DT** SEAT POST DIAMETER
SITTELSTÜTZENDURCHMESSER
- DT** SHOCK HARDWARE (Ø 8 MM)
DÄMPFERBUCHSENMASSE (Ø 8 MM)
- DT** SHOCK LENGTH
DÄMPFEREINBAULÄNGE
- DT** SHOCK TRAVEL
DÄMPFERHUB
- DT** FRONT FORK TRAVEL
FEDERWEG VORNE
- DT** REAR WHEEL TRAVEL
FEDERWEG HINTEN
- DT** STEM LENGTH
VORBAULÄNGE
- DT** HANDLEBAR WIDTH
LENKERBREITE
- DT** CRANK LENGTH
KURBELLÄNGE
- DT** SEATTUBE BOTTLE MOUNT
FLASCHE SITTELROHR
- DT** DOWNTUBE BOTTLE MOUNT
FLASCHE UNTERROHR

	STL	CSL	TTL	HTL	HTA	STA	BB	WB	ST	RE	SOH														
KATO X6.9 / X4.9 ALU																									
S	380	430	592	100	66.5	73	56	1142	616	415	689	44 / 56	148/100	Pressfit 92	31.6	- / -	-	-	120	-	45	760	175	-	0.75
M	420	430	608	105	66.5	73	56	1159	620	430	696	44 / 56	148/100	Pressfit 92	31.6	- / -	-	-	120	-	45	760	175	-	0.75
L	460	430	630	115	66.5	73	56	1183	629	450	730	44 / 56	148/100	Pressfit 92	31.6	- / -	-	-	120	-	45	760	175	-	0.75



















riot red / night black / star white

29 AL



KATO X 6.9

 KATO AL	 SRAM GX Eagle	 GHOST Light DC 1 31.6 mm
 SR Suntour AXON LO-R 120 mm	 Truvativ Descendant 6K Eagle X-Sync 32T	 Selle Italia X-Base
 GHOST MTB Dia. 31.8 mm	 SRAM XG 1275 10-50	 16012
 GHOST Low Rizer MTB 760 mm Rise 15 mm Dia. 31.8 mm	 Magura MT Thirty2 4/2 Piston 180 mm Disc	 Race Face Pressfit
 SRAM GX Eagle 12-S	 Schwalbe Racing Ralph Addix SpeedGrip 29x2.25 // Schwalbe Racing Ralph Addix SpeedGrip 29x2.25	 FRHG0021
 -	 DT Swiss M 1900 Spline 22.5 mm Wheelset 15x100 mm // DT Swiss M 1900 Spline 22.5 mm Wheelset 12x148 mm SRAM XD	 S-M-L

SIZE	ARTICLE NUMBER
S	18KX1006
M	18KX1007
L	18KX1008

PRICE / PREIS



KATO X 4.9

 KATO AL

 SR Suntour Raidon 34 XC LO-R Air 120 mm

 GHOST MTB Dia. 31.8 mm

 GHOST Low Rizer MTB 760 mm Rise 15 mm Dia. 31.8 mm

 Shimano SLX RD-M7000 Shadow Plus 11-S

 -

 Shimano SLX SL-M7000

 Race Face Aeffect 32T

 Sunrace MS8-E 11-46

 Tektro HD-M285 2/2 Piston 180 mm Disc

 Continental X-King PureGrip 29x2.2 //
Continental X-King PureGrip 29x2.2

 Rodi Blackrock 622x21 mm 32H //
Rodi Blackrock 622x21 mm 32H

 Formula DC-711 15x110 mm

 Formula DC-1248 12x148 mm

 GHOST Light DC 1 31.6 mm

 Selle Italia X-Base

 16012

 Race Face Pressfit

 FRHG0022

 S-M-L

SIZE

ARTICLE NUMBER

S	18KX1001
M	18KX1002
L	18KX1003

KATO



+ READY FOR DROPPER SEATPOSTS // VARIOSTÜTZEN MÖGLICH

29", 27" AND 26" MODELS // 29"-, 27.5"- UND 26"-MODELLE **+**

+ MANY EXCITING COLOR OPTIONS // VIELE SPANNENDE FARBOPTIONEN

+ BALANCED GEOMETRY // AUSBALANCIERTE GEOMETRIE



// ALLROUND / ACTIVE

CHARACTERISTICS

The trusted geometry offers quality riding characteristics in all conditions

Attractive designs make for a timeless bike holding its value

Durable components you can count on longterm

TARGET GROUP // For all bikers, who are looking for a high quality entry into mountain biking

CHARAKTERISTIK

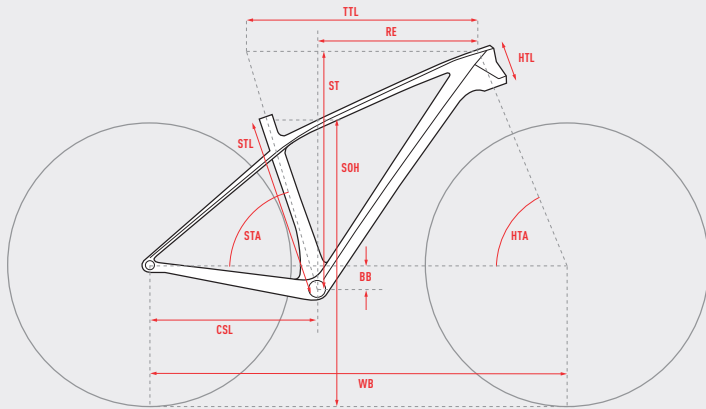
Die bewährte Geometrie bietet beste Fahreigenschaften in jeder Situation

Gefällige Designs ergeben ein zeitlos-wertstabiles Bike

Haltbare Komponenten lassen dich auch auf Dauer nicht im Stich

ZIELGRUPPE // Alle Biker, die einen hochwertigen Einstieg in den MTB-Sport suchen





ALL DIMENSIONS IN MM (EXCEPT HTA AND STA IN °)

ALLE MASSE IN MM (AUSNAHME HTA UND STA IN °)

- STL** SEAT TUBE LENGTH
SITZROHRLÄNGE
- CSL** CHAINSTAY LENGTH
KETTENSTREBENLÄNGE
- TTL** TOP TUBE LENGTH
OBERROHRLÄNGE
- HTL** HEADTUBE LENGTH
STEUERROHRLÄNGE
- HTA** HEADTUBE ANGLE
STEUERROHRWINKEL
- RE** REACH
- SOH** STANDOVER HEIGHT
ÜBERSTANDSHÖHE
- SO** HEAD SET DIAMETER (UPPER / LOWER)
STEUERSATZDURCHMESSER (OBEN / UNTEN)
- BB** AXLE STANDARD (REAR / FRONT)
ACHSENSTANDARD (HINTEN / VORNE)
- WB** BOTTOM BRACKET STANDARD
TRETLAGERSTANDARD
- ST** SEAT POST DIAMETER
SITTELSTÜTZENDURCHMESSER
- DT** SHOCK HARDWARE (Ø 8 MM)
DÄMPFERBUCHSENMASSE (Ø 8 MM)
- SL** SHOCK LENGTH
DÄMPFEREINBAULÄNGE
- SH** SHOCK TRAVEL
DÄMPFERHUB
- FT** FRONT FORK TRAVEL
FEDERWEG VORNE
- RT** REAR WHEEL TRAVEL
FEDERWEG HINTEN
- SL** STEM LENGTH
VORBAULÄNGE
- HW** HANDLEBAR WIDTH
LENKERBREITE
- CL** CRANK LENGTH
KURBELLÄNGE
- SB** SEATTUBE BOTTLE MOUNT
FLASCHE SITTELROHR
- UB** DOWNTUBE BOTTLE MOUNT
FLASCHE UNTERROHR

	STL	CSL	TTL	HTL	HTA	STA	BB	WB	ST	RE	SOH	SO	BB	WB	ST	RE	SOH	SO	SL	SH	FT	RT	SL	HW	CL	SB	UB	
KATO 9.9 / 7.9 AL U																												
S	420	445	595	110	70	73	66	1100	627	402	695	44 / 56	135/100	BSA 68	31.6	- / -	-	-	100	-	75	720	175	-	0.75			
M	460	445	610	120	70	73	66	1115	637	415	730	44 / 56	135/100	BSA 68	31.6	- / -	-	-	100	-	75	720	175	0.75	0.75			
L	500	445	620	130	70	73	66	1125	645	420	765	44 / 56	135/100	BSA 68	31.6	- / -	-	-	100	-	90	720	175	0.75	0.75			
XL	540	445	630	140	70	73	66	1135	655	430	795	44 / 56	135/100	BSA 68	31.6	- / -	-	-	100	-	90	720	175	0.75	0.75			
KATO 5.9 / 4.9 / 3.9 / 2.9 AL U																												
S	420	445	585	110	70	73	66	1095	627	395	695	44 / 44	135/100	BSA 68	31.6	- / -	-	-	100	-	75	720	175	-	0.75			
M	460	445	600	120	70	73	66	1110	637	405	725	44 / 44	135/100	BSA 68	31.6	- / -	-	-	100	-	75	720	175	0.75	0.75			
L	500	445	610	130	70	73	66	1125	645	412	760	44 / 44	135/100	BSA 68	31.6	- / -	-	-	100	-	90	720	175	0.75	0.75			
XL	540	445	620	140	70	73	66	1135	655	420	790	44 / 44	135/100	BSA 68	31.6	- / -	-	-	100	-	90	720	175	0.75	0.75			
KATO 4.7 / 3.7 AL U																												
XS	380	435	570	100	69	74	47	1090	582	398	680	44 / 44	135/100	BSA 68	31.6	- / -	-	-	100	-	60	720	170	-	0.75			
S	420	435	585	110	69	74	47	1100	592	411	695	44 / 44	135/100	BSA 68	31.6	- / -	-	-	100	-	75	720	170	-	0.75			
M	460	435	600	120	69	74	47	1120	600	423	727	44 / 44	135/100	BSA 68	31.6	- / -	-	-	100	-	75	720	170	0.75	0.75			
L	500	435	617	130	69	74	47	1140	610	440	756	44 / 44	135/100	BSA 68	31.6	- / -	-	-	100	-	90	720	170	0.75	0.75			
KATO 2.7 AL U																												
XXS	320	435	550	100	69	74	47	1070	582	384	645	44 / 44	135/100	BSA 68	31.6	- / -	-	-	100	-	60	720	170	-	0.75			
XS	380	435	570	100	69	74	47	1090	582	398	680	44 / 44	135/100	BSA 68	31.6	- / -	-	-	100	-	60	720	170	-	0.75			
S	420	435	585	110	69	74	47	1100	592	411	695	44 / 44	135/100	BSA 68	31.6	- / -	-	-	100	-	75	720	170	-	0.75			
M	460	435	600	120	69	74	47	1120	600	423	727	44 / 44	135/100	BSA 68	31.6	- / -	-	-	100	-	75	720	170	0.75	0.75			
L	500	435	617	130	69	74	47	1140	610	440	756	44 / 44	135/100	BSA 68	31.6	- / -	-	-	100	-	90	720	170	0.75	0.75			
KATO 1.6 AL U																												
XXS	340	425	560	115	71	73.5	35	1040	575	390	610	44 / 44	135/100	BSA 68	31.6	- / -	-	-	100	-	60	700	170	-	0.75			
XS	380	425	570	125	71	73.5	35	1050	585	395	650	44 / 44	135/100	BSA 68	31.6	- / -	-	-	100	-	60	700	170	-	0.75			
S	420	425	580	135	71	73.5	35	1060	595	405	685	44 / 44	135/100	BSA 68	31.6	- / -	-	-	100	-	75	700	170	-	0.75			
M	460	425	595	135	71	73.5	35	1070	595	415	700	44 / 44	135/100	BSA 68	31.6	- / -	-	-	100	-	75	700	170	0.75	0.75			
L	500	425	603	135	71	73.5	35	1080	613	415	755	44 / 44	135/100	BSA 68	31.6	- / -	-	-	100	-	75	700	170	0.75	0.75			



night black / titanium gray / riot red

29 AL



KATO 9.9

KATO AL	Shimano XT SL-M8000	Shimano FH-M7000 QR
Rock Shox 30 Silver Poploc 100 mm	Shimano XT FC-M8000 36-26	GHOST Light DC 1 31.6 mm
GHOST MTB Dia. 31.8 mm	Shimano SLX CS-M7000 11-42	Selle Italia X-Base
GHOST Low Rizer MTB 720 mm Rise 10 mm Dia. 31.8 mm	Shimano XT BR-M8000 2/2 Piston 180 mm Disc	14106
Grip RIOT with fixing screw blk/blk	Continental X-King 2.2 // Continental X-King 2.2	Shimano BB52 BSA
Shimano XT RD-M8000 11-S	Rodi Blackrock 622x21 mm 32H // Rodi Blackrock 622x21 mm 32H	EZ1954
Shimano XT FD-M8025	Shimano HB-M7000 QR	S-M-L-XL

SIZE	ARTICLE NUMBER
S	86KA4011
M	86KA4012
L	86KA4013
XL	86KA4014

PRICE / PREIS



riot red / night black



KATO 7.9

🔗 KATO AL	🔋 Shimano SLX SL-M7000	⚙️ Shimano FH-RM35 QR
🏠 Rock Shox 30 Silver Poploc 100 mm	🔗 Shimano SLX FC-M7000 34-24-22	🔧 GHOST Light DC 1 31.6 mm
🔧 GHOST MTB Dia. 31.8 mm	🔗 Shimano SLX CS-M7000 11-42	👤 Selle Italia X-Base
📏 GHOST Low Rizer MTB 720 mm Rise 10 mm Dia. 31.8 mm	🔗 Shimano BR-MT200 2/2 Piston 180 / 160 mm Disc	🔗 14106
🔗 GHOST Grip with lock ring single	🔗 Continental X-King 2.2 // Continental X-King 2.2	🔗 Shimano BB52 BSA
🔗 Shimano XT RD-M8000 11-S	🔗 Rodi Blackrock 622x21 mm 32H // Rodi Blackrock 622x21 mm 32H	🔗 EZ1954
🔗 Shimano SLX FD-M7025	🔗 Shimano HB-RM35 QR	🔗 S-M-L-XL

SIZE	ARTICLE NUMBER
S	86KA4006
M	86KA4007
L	86KA4008
XL	86KA4009

PRICE / PREIS



star white / night black / fiery red



KATO 7.9






















🔗 KATO AL	🔋 Shimano SLX SL-M7000	⚙️ Shimano FH-RM35 QR
🏠 Rock Shox 30 Silver Poploc 100 mm	🔗 Shimano SLX FC-M7000 34-24-22	🔧 GHOST Light DC 1 31.6 mm
🔧 GHOST MTB Dia. 31.8 mm	🔗 Shimano SLX CS-M7000 11-42	👤 Selle Italia X-Base
📏 GHOST Low Rizer MTB 720 mm Rise 10 mm Dia. 31.8 mm	🔗 Shimano BR-MT200 2/2 Piston 180 / 160 mm Disc	🔗 14106
🔗 GHOST Grip with lock ring single	🔗 Continental X-King 2.2 // Continental X-King 2.2	🔗 Shimano BB52 BSA
🔗 Shimano XT RD-M8000 11-S	🔗 Rodi Blackrock 622x21 mm 32H // Rodi Blackrock 622x21 mm 32H	🔗 EZ1954
🔗 Shimano SLX FD-M7025	🔗 Shimano HB-RM35 QR	🔗 S-M-L-XL

SIZE	ARTICLE NUMBER
S	86KA4001
M	86KA4002
L	86KA4003
XL	86KA4004

PRICE / PREIS
























KATO 5.9

 KATO AL	 Shimano Alivio SL-M4000	 Shimano FH-RM35 QR
 Rock Shox 30 Silver Poploc 100 mm	 Shimano Alivio FC-M4050 40-30-22	 GHOST Light DC 1 31.6 mm
 GHOST MTB Dia. 31.8 mm	 Shimano CS-HG-200-9 11-34	 Selle Italia X-Base
 GHOST Low Rizer MTB 720 mm Rise 10 mm Dia. 31.8 mm	 Shimano BR-MT200 2/2 Piston 160 mm Disc	 14106
 Velo Grip	 Continental X-King 2.2 // Continental X-King 2.2	 Shimano BB52 BSA
 Shimano XT RD-M772 9-S	 Rodi Excalibur XC 622x19 mm 32H // Rodi Excalibur XC 622x19 mm 32H	 EZ1954
 Shimano Alivio FD-M4000	 Shimano HB-RM35 QR	 S-M-L-XL

SIZE	ARTICLE NUMBER
S	86KA3036
M	86KA3037
L	86KA3038
XL	86KA3039



KATO 5.9

 KATO AL	 Shimano Alivio SL-M4000	 Shimano FH-RM35 QR
 Rock Shox 30 Silver Poploc 100 mm	 Shimano Alivio FC-M4050 40-30-22	 GHOST Light DC 1 31.6 mm
 GHOST MTB Dia. 31.8 mm	 Shimano CS-HG-200-9 11-34	 Selle Italia X-Base
 GHOST Low Rizer MTB 720 mm Rise 10 mm Dia. 31.8 mm	 Shimano BR-MT200 2/2 Piston 160 mm Disc	 14106
 Velo Grip	 Continental X-King 2.2 // Continental X-King 2.2	 Shimano BB52 BSA
 Shimano XT RD-M772 9-S	 Rodi Excalibur XC 622x19 mm 32H // Rodi Excalibur XC 622x19 mm 32H	 EZ1954
 Shimano Alivio FD-M4000	 Shimano HB-RM35 QR	 S-M-L-XL

SIZE	ARTICLE NUMBER
S	86KA3031
M	86KA3032
L	86KA3033
XL	86KA3034



night black / riot green



KATO 4.9

KATO AL	Shimano Altus SL-M2000	Shimano FH-RM35 QR
SR Suntour XCM RL 100 mm	Shimano FC-MT300-3 44-32-22	GHOSH Light DC 1 31.6 mm
GHOSH MTB Dia. 31.8 mm	Shimano CS-HG-200-9 11-34	Selle Italia X-Base
GHOSH Low Rizer MTB 720 mm Rise 10 mm Dia. 31.8 mm	Shimano BR-MT200 2/2 Piston 160 mm Disc	14106
Velo Grip	Continental X-King 2.2 // Continental X-King 2.2	Shimano BBUN100
Shimano Deore RD-M592 9-S	Rodi Excalibur XC 622x19 mm 32H // Rodi Excalibur XC 622x19 mm 32H	EZ1954
Shimano Acera FD-M3000	Shimano HB-RM35 QR	S-M-L-XL

SIZE	ARTICLE NUMBER
S	86KA3026
M	86KA3027
L	86KA3028
XL	86KA3029

PRICE / PREIS



riot red / night black



KATO 4.9

KATO AL	Shimano Altus SL-M2000	Shimano FH-RM35 QR
SR Suntour XCM RL 100 mm	Shimano FC-MT300-3 44-32-22	GHOSH Light DC 1 31.6 mm
GHOSH MTB Dia. 31.8 mm	Shimano CS-HG-200-9 11-34	Selle Italia X-Base
GHOSH Low Rizer MTB 720 mm Rise 10 mm Dia. 31.8 mm	Shimano BR-MT200 2/2 Piston 160 mm Disc	14106
Velo Grip	Continental X-King 2.2 // Continental X-King 2.2	Shimano BBUN100
Shimano Deore RD-M592 9-S	Rodi Excalibur XC 622x19 mm 32H // Rodi Excalibur XC 622x19 mm 32H	EZ1954
Shimano Acera FD-M3000	Shimano HB-RM35 QR	S-M-L-XL

SIZE	ARTICLE NUMBER
S	86KA3021
M	86KA3022
L	86KA3023
XL	86KA3024

PRICE / PREIS



KATO 4.7

KATO AL	Shimano Altus SL-M2000	Shimano FH-RM35 QR
SR Suntour XCM RL 100 mm	Shimano FC-MT300-3 44-32-22	GHOST Light DC 1 31.6 mm
GHOST MTB Dia. 31.8 mm	Shimano CS-HG-200-9 11-34	Selle Italia X-Base
GHOST Low Rizer Light 720 mm Rise 10 mm 31.8 mm	Shimano BR-MT200 2/2 Piston 160 mm Disc	14106
Velo Grip	Continental X-King 2.2 // Continental X-King 2.2	Shimano BBUN100
Shimano Deore RD-M592 9-S	Rodi Excalibur XC 584x19 mm 32H // Rodi Excalibur XC 584x19 mm 32H	EZ1954
Shimano Acera FD-M3000	Shimano HB-RM35 QR	XS-S-M-L

SIZE	ARTICLE NUMBER
XS	86KA2028
S	86KA2029
M	86KA2030
L	86KA2031



KATO 4.7

KATO AL	Shimano Altus SL-M2000	Shimano FH-RM35 QR
SR Suntour XCM RL 100 mm	Shimano FC-MT300-3 44-32-22	GHOST Light DC 1 31.6 mm
GHOST MTB Dia. 31.8 mm	Shimano CS-HG-200-9 11-34	Selle Italia X-Base
GHOST Low Rizer Light 720 mm Rise 10 mm 31.8 mm	Shimano BR-MT200 2/2 Piston 160 mm Disc	14106
Velo Grip	Continental X-King 2.2 // Continental X-King 2.2	Shimano BBUN100
Shimano Deore RD-M592 9-S	Rodi Excalibur XC 584x19 mm 32H // Rodi Excalibur XC 584x19 mm 32H	EZ1954
Shimano Acera FD-M3000	Shimano HB-RM35 QR	XS-S-M-L

SIZE	ARTICLE NUMBER
XS	86KA2023
S	86KA2024
M	86KA2025
L	86KA2026



riot green / night black



KATO 3.9

KATO AL	Shimano SL-M310	Shimano FH-RM35 QR
RST Blaze RL 100 mm	Shimano FC-TY501 42-34-24	GHOST Light DC 1 31.6 mm
GHOST MTB Dia. 31.8 mm	Shimano CS-HG-200-8 12-32	Selle Italia X-Base
GHOST Low Rizer MTB 720 mm Rise 10 mm Dia. 31.8 mm	Shimano BR-MT200 2/2 Piston 160 mm Disc	14106
Velo Grip	Michelin Country Race R 29x2.10 // Michelin Country Race R 29x2.10	Shimano BBUN100
Shimano Acera RD-M360 8-S	Rodi Excalibur XC 622x19 mm 32H // Rodi Excalibur XC 622x19 mm 32H	EZ1954
Shimano Tourney FD-TY700-TS6	Shimano HB-RM35 QR	S-M-L-XL

SIZE	ARTICLE NUMBER
S	86KA3011
M	86KA3012
L	86KA3013
XL	86KA3014

PRICE / PREIS



star white / night black / fiery red



KATO 3.9

KATO AL	Shimano SL-M310	Shimano FH-RM35 QR
RST Blaze RL 100 mm	Shimano FC-TY501 42-34-24	GHOST Light DC 1 31.6 mm
GHOST MTB Dia. 31.8 mm	Shimano CS-HG-200-8 12-32	Selle Italia X-Base
GHOST Low Rizer MTB 720 mm Rise 10 mm Dia. 31.8 mm	Shimano BR-MT200 2/2 Piston 160 mm Disc	14106
Velo Grip	Michelin Country Race R 29x2.10 // Michelin Country Race R 29x2.10	Shimano BBUN100
Shimano Acera RD-M360 8-S	Rodi Excalibur XC 622x19 mm 32H // Rodi Excalibur XC 622x19 mm 32H	EZ1954
Shimano Tourney FD-TY700-TS6	Shimano HB-RM35 QR	S-M-L-XL

SIZE	ARTICLE NUMBER
S	86KA3016
M	86KA3017
L	86KA3018
XL	86KA3019

PRICE / PREIS



KATO 3.7

KATO AL	Shimano SL-M310	Shimano FH-RM35 QR
RST Blaze RL 100 mm	Shimano FC-TY501 42-34-24	GHOSH Light DC 1 31.6 mm
GHOSH MTB Dia. 31.8 mm	Shimano CS-HG-200-8 12-32	Selle Italia X-Base
GHOSH Low Rizer Light 720 mm Rise 10 mm 31.8 mm	Shimano BR-MT200 2/2 Piston 160 mm Disc	14106
Velo Grip	Michelin Country Race R 2.10 // Michelin Country Race R 2.10	Shimano BBUN100
Shimano Acera RD-M360 8-S	Rodi Excalibur XC 584x19 mm 32H // Rodi Excalibur XC 584x19 mm 32H	EZ1954
Shimano Tourney FD-TY700-TS6	Shimano HB-RM35 QR	XS-S-M-L

SIZE	ARTICLE NUMBER
XS	86KA2013
S	86KA2014
M	86KA2015
L	86KA2016



KATO 3.7

KATO AL	Shimano SL-M310	Shimano FH-RM35 QR
RST Blaze RL 100 mm	Shimano FC-TY501 42-34-24	GHOSH Light DC 1 31.6 mm
GHOSH MTB Dia. 31.8 mm	Shimano CS-HG-200-8 12-32	Selle Italia X-Base
GHOSH Low Rizer Light 720 mm Rise 10 mm 31.8 mm	Shimano BR-MT200 2/2 Piston 160 mm Disc	14106
Velo Grip	Michelin Country Race R 2.10 // Michelin Country Race R 2.10	Shimano BBUN100
Shimano Acera RD-M360 8-S	Rodi Excalibur XC 584x19 mm 32H // Rodi Excalibur XC 584x19 mm 32H	EZ1954
Shimano Tourney FD-TY700-TS6	Shimano HB-RM35 QR	XS-S-M-L

SIZE	ARTICLE NUMBER
XS	86KA2018
S	86KA2019
M	86KA2020
L	86KA2021



night black / riot green



KATO 2.9

KATO AL	Shimano SL-M310	Shimano FH-TX505
SR Suntour SF19 XCT30 100 mm	Shimano FC-TY301 42-34-24	GHOST Light DC 1 31.6 mm
GHOST MTB Dia. 31.8 mm	Shimano CS-HG-200-8 12-32	Selle Italia X-Base
GHOST Low Rizer MTB 720 mm Rise 10 mm Dia. 31.8 mm	Shimano BR-MT200 2/2 Piston 160 mm Disc	14106
Velo Grip	Michelin Country Race R 29x2.10 // Michelin Country Race R 29x2.10	Shimano BBUN100
Shimano Acera RD-M360 8-S	Rodi Excalibur XC 622x19 mm 32H // Rodi Excalibur XC 622x19 mm 32H	EZ1954
Shimano Tourney FD-TY700-TS6	Shimano HB-TX505	S-M-L-XL

SIZE	ARTICLE NUMBER
S	86KA3006
M	86KA3007
L	86KA3008
XL	86KA3009

PRICE / PREIS



riot red / night black



KATO 2.9

KATO AL	Shimano SL-M310	Shimano FH-TX505
SR Suntour SF19 XCT30 100 mm	Shimano FC-TY301 42-34-24	GHOST Light DC 1 31.6 mm
GHOST MTB Dia. 31.8 mm	Shimano CS-HG-200-8 12-32	Selle Italia X-Base
GHOST Low Rizer MTB 720 mm Rise 10 mm Dia. 31.8 mm	Shimano BR-MT200 2/2 Piston 160 mm Disc	14106
Velo Grip	Michelin Country Race R 29x2.10 // Michelin Country Race R 29x2.10	Shimano BBUN100
Shimano Acera RD-M360 8-S	Rodi Excalibur XC 622x19 mm 32H // Rodi Excalibur XC 622x19 mm 32H	EZ1954
Shimano Tourney FD-TY700-TS6	Shimano HB-TX505	S-M-L-XL

SIZE	ARTICLE NUMBER
S	86KA3001
M	86KA3002
L	86KA3003
XL	86KA3004

PRICE / PREIS



KATO 2.7

KATO AL	Shimano SL-M310	Shimano FH-TX505 QR
SR Suntour SF19.XCT30 100 mm	Shimano FC-TY301 42-34-24	GHOSH Light DC 1 31.6 mm
GHOSH MTB Dia. 31.8 mm	Shimano CS-HG-200-8 12-32	Selle Italia X-Base
GHOSH Low Rizer Light 720 mm Rise 10 mm Dia. 31.8 mm	Shimano BR-MT200 2/2 Piston 160 mm Disc	14106
Velo Grip	Michelin Country Race R 2.10 // Michelin Country Race R 2.10	Shimano BBUN100
Shimano Acera RD-M360 8-S	Rodi Excalibur XC 584x19 mm 32H // Rodi Excalibur XC 584x19 mm 32H	EZ1954
Shimano Tourney FD-TY700-TS6	Shimano HB-TX505 QR	XXS-XS-S-M-L

SIZE	ARTICLE NUMBER
XXS	86KA2007
XS	86KA2008
S	86KA2009
M	86KA2010
L	86KA2011
























KATO 2.7

KATO AL	Shimano SL-M310	Shimano FH-TX505 QR
SR Suntour SF19.XCT30 100 mm	Shimano FC-TY301 42-34-24	GHOSH Light DC 1 31.6 mm
GHOSH MTB Dia. 31.8 mm	Shimano CS-HG-200-8 12-32	Selle Italia X-Base
GHOSH Low Rizer Light 720 mm Rise 10 mm Dia. 31.8 mm	Shimano BR-MT200 2/2 Piston 160 mm Disc	14106
Velo Grip	Michelin Country Race R 2.10 // Michelin Country Race R 2.10	Shimano BBUN100
Shimano Acera RD-M360 8-S	Rodi Excalibur XC 584x19 mm 32H // Rodi Excalibur XC 584x19 mm 32H	EZ1954
Shimano Tourney FD-TY700-TS6	Shimano HB-TX505 QR	XXS-XS-S-M-L

SIZE	ARTICLE NUMBER
XXS	86KA2001
XS	86KA2002
S	86KA2003
M	86KA2004
L	86KA2005



KATO 1.6

 KATO AL	 Shimano SL-M310	 Shimano FH-TX505 QR
 SR Suntour SF16 XCT HLO DS 100 mm	 Shimano FC-TY301 42-34-24	 GHOST Light DC 1 31.6 mm
 GHOST MTB Dia. 31.8 mm	 Shimano CS-HG-200-8 12-32	 Selle Italia X-Base
 GHOST Low Rizer MTB 700 mm Rise 10 mm Dia. 31.8 mm	 Shimano BR-MT200 2/2 Piston 160 mm Disc	 14106
 Velo Grip	 Michelin Country Race R 26x2.10 // Michelin Country Race R 26x2.10	 Shimano BBUN100
 Shimano Tourney TX RD-TX800 8-S	 Rodi Excalibur XC 559x19 mm 32H // Rodi Excalibur XC 559x19 mm 32H	 EZ2036
 Shimano Tourney FD-TY700-TS6	 Shimano HB-TX505 QR	 XXS-XS-S-M-L

SIZE	ARTICLE NUMBER
XXS	86KA1001
XS	86KA1002
S	86KA1003
M	86KA1004
L	86KA1005

LAWA



+ ERGONOMICALLY CORRECT COMPONENTS SELECTED SPECIFICALLY FOR WOMEN // SPEZIELL AUF DIE ERGONOMIE DER FRAU ABGESTIMMTE ANBAUTEILE

+ READY FOR DROPPER SEATPOSTS // VARIOSTÜTZEN MÖGLICH

29", 27.5" AND 26" MODELS // 29"-, 27.5"- UND 26"-MODELLE **+**

+ MANY EXCITING COLOR OPTIONS // VIELE SPANNENDE FARBOPTIONEN

- AL**
- 29 | 27.5 | 26
- 100**
0
- FEM**
19
- FORGED YOKE**
08
- BOTTLE CAGE READY**
20
- DISC BRAKE**
29
- KICK STAND READY**
42
- FENDER READY**
44
- HF-TUBES**
04

// ALLROUND / ACTIVE

CHARACTERISTICS

The proven geometry guarantees optimum riding characteristics in all conditions

Attractive designs make for a timeless bike holding its value

Female specific components guarantee ergonomically correct contact with the bike

The compact cockpit offers a pleasantly upright seating position

TARGET GROUP // For all bikers who are looking for a high quality entry into MTB riding

CHARAKTERISTIK

Die bewährte Geometrie bietet beste Fahreigenschaften in jeder Situation

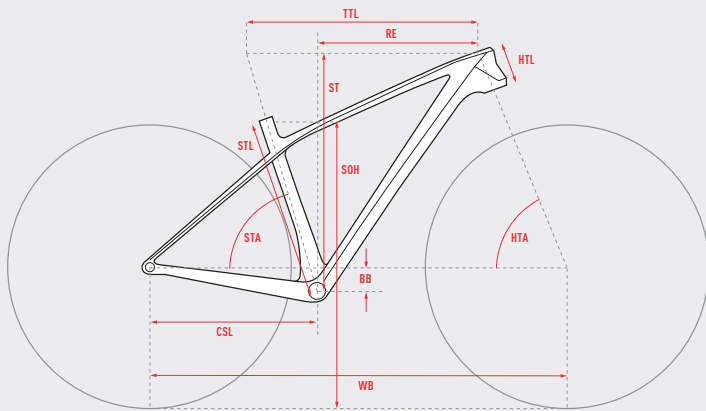
Gefällige Designs ergeben ein zeitlos-wertstabiles Bike

Frauen-spezifische Anbauteile ergeben ergonomisch korrekte Kontaktpunkte zum Bike

Das kompakte Cockpit bietet eine angenehme, aufrechte Sitzposition

ZIELGRUPPE // Alle Bikerinnen, die einen hochwertigen Einstieg in den MTB-Sport suchen





ALL DIMENSIONS IN MM (EXCEPT HTA AND STA IN °)

ALLE MASSE IN MM (AUSNAHME HTA UND STA IN °)

- STL** SEAT TUBE LENGTH
SITZROHRLÄNGE
- CSL** CHAINSTAY LENGTH
KETTENSTREBENLÄNGE
- TTL** TOP TUBE LENGTH
OBERROHRLÄNGE
- HTL** HEADTUBE LENGTH
STEUERROHRLÄNGE
- HTA** HEADTUBE ANGLE
STEUERROHRWINKEL
- RE** REACH
REACH
- SOH** STANDOVER HEIGHT
ÜBERSTANDSHÖHE
- ⌢** HEAD SET DIAMETER (UPPER / LOWER)
STEUERSATZDURCHMESSER (OBEN / UNTEN)
- ⌢** AXLE STANDARD (REAR / FRONT)
ACHSENSTANDARD (HINTEN / VORNE)
- ⌢** BOTTOM BRACKET STANDARD
TRETLAGERSTANDARD
- ⌢** SEAT POST DIAMETER
SITTELSTÜTZENDURCHMESSER
- ⌢** SHOCK HARDWARE (Ø 8 MM)
DÄMPFERBUCHSENMASSE (Ø 8 MM)
- ⌢** SHOCK LENGTH
DÄMPFEREINBAULÄNGE
- ⌢** SHOCK TRAVEL
DÄMPFERHUB
- ⌢** FRONT FORK TRAVEL
FEDERWEG VORNE
- ⌢** REAR WHEEL TRAVEL
FEDERWEG HINTEN
- ⌢** STEM LENGTH
VORBAULÄNGE
- ⌢** HANDLEBAR WIDTH
LENKERBREITE
- ⌢** CRANK LENGTH
KURBELLÄNGE
- ST** SEATTUBE BOTTLE MOUNT
FLASCHE SITTELROHR
- DT** DOWNTUBE BOTTLE MOUNT
FLASCHE UNTERROHR

	STL	CSL	TTL	HTL	HTA	STA	BB	WB	ST	RE	SOH	⌢	⌢	⌢	⌢	⌢	⌢	⌢	⌢	⌢	⌢	⌢	ST	DT	
LANAO 5.9 AL W																									
S	400	455	586	110	69.5	73	65	1114	623	395	678	44 / 44	135/100	BSA 68	31.6	- / -	-	-	100	-	60	720	175	-	0.75
M	440	455	601	110	69.5	73	65	1129	623	410	690	44 / 44	135/100	BSA 68	31.6	- / -	-	-	100	-	75	720	175	-	0.75
L	480	455	618	120	69.5	73	65	1146	633	425	704	44 / 44	135/100	BSA 68	31.6	- / -	-	-	100	-	90	720	175	0.75	0.75
LANAO 5.7 / 3.7 AL W																									
XS	360	435	564	110	69	73	40	1075	585	385	648	44 / 44	135/100	BSA 68	31.6	- / -	-	-	100	-	60	720	170	-	0.75
S	400	435	582	120	69	73	40	1094	585	400	678	44 / 44	135/100	BSA 68	31.6	- / -	-	-	100	-	75	720	170	-	0.75
M	440	435	599	120	69	73	40	1112	604	415	714	44 / 44	135/100	BSA 68	31.6	- / -	-	-	100	-	75	720	170	-	0.75
LANAO 3.9 / 2.9 AL W																									
S	400	455	586	110	69.5	73	65	1114	623	395	678	44 / 44	135/100	BSA 68	31.6	- / -	-	-	100	-	75	720	175	-	0.75
M	440	455	601	110	69.5	73	65	1129	623	410	690	44 / 44	135/100	BSA 68	31.6	- / -	-	-	100	-	75	720	175	-	0.75
L	480	455	618	120	69.5	73	65	1146	633	425	704	44 / 44	135/100	BSA 68	31.6	- / -	-	-	100	-	90	720	175	0.75	0.75
LANAO 2.7 AL W																									
XXS	320	435	541	90	69	73	40	1052	575	365	623	44 / 44	135/100	BSA 68	31.6	- / -	-	-	100	-	60	720	170	-	0.75
XS	360	435	564	100	69	73	40	1075	585	385	648	44 / 44	135/100	BSA 68	31.6	- / -	-	-	100	-	60	720	170	-	0.75
S	400	435	582	110	69	73	40	1094	585	400	678	44 / 44	135/100	BSA 68	31.6	- / -	-	-	100	-	75	720	170	-	0.75
M	440	435	599	120	69	73	40	1112	604	415	714	44 / 44	135/100	BSA 68	31.6	- / -	-	-	100	-	75	720	170	-	0.75
LANAO 1.6 AL W																									
XXS	340	425	550	115	71	73.5	35	1030	575	377	615	44 / 44	135/100	BSA 68	31.6	- / -	-	-	100	-	60	700	170	-	0.5
XS	380	425	560	125	71	73.5	35	1040	585	385	645	44 / 44	135/100	BSA 68	31.6	- / -	-	-	100	-	60	700	170	-	0.75
S	420	425	570	135	71	73.5	35	1050	595	390	660	44 / 44	135/100	BSA 68	31.6	- / -	-	-	100	-	75	700	170	-	0.75
M	460	425	588	135	71	73	35	1065	594	407	685	44 / 44	135/100	BSA 68	31.6	- / -	-	-	100	-	75	700	170	0.75	0.75
L	500	425	598	145	71	73	35	1075	604	415	717	44 / 44	135/100	BSA 68	31.6	- / -	-	-	100	-	90	700	170	0.75	0.75



LANAO 5.9

LANAO AL	Shimano Alivio SL-M4000	Shimano FH-RM35 QR
Rock Shox 30 Silver Poploc 100 mm	Shimano FCM 4050 40-30-22	GHOST Light DC 1 31.6 mm
GHOST MTB Dia. 31.8 mm	Shimano CS-HG-200-9 11-34	Velo VL-4212
GHOST Low Rizer 720 mm Rise 10 mm Dia. 31.8 mm	Shimano BR-MT200 2/2 Piston 160 mm Disc	14106
Velo Grip	Continental X-King 2.2 // Continental X-King 2.2	Shimano SM-BB52
Shimano XT RD-M772 9-S	Rodi Excalibur XC 622x19 mm 32H // Rodi Excalibur XC 622x19 mm 32H	EZ1954
Shimano Alivio FD-M4000	Shimano HB-RM35 QR	S-M-L

SIZE	ARTICLE NUMBER
S	86LA3021
M	86LA3022
L	86LA3023



LANAO 5.7

LANAO AL	Shimano Alivio SL-M4000	Shimano FH-RM35 QR
Rock Shox 30 Silver Poploc 100 mm	Shimano FC-M4050 40-30-22	GHOST Light DC 1 31.6 mm
GHOST MTB Dia. 31.8 mm	Shimano CS-HG-200-9 11-34	Velo VL-4212
GHOST Low Rizer 720 mm Rise 10 mm Dia. 31.8 mm	Shimano BR-MT200 2/2 Piston 160 mm Disc	14106
Velo Grip	Continental X-King 2.2 // Continental X-King 2.2	Shimano SM-BB52
Shimano XT RD-M772 9-S	Rodi Excalibur XC 584x19 mm 32H // Rodi Excalibur XC 584x19 mm 32H	EZ1954
Shimano Alivio FD-M4000	Shimano HB-RM35 QR	XS-S-M

SIZE	ARTICLE NUMBER
XS	86LA2023
S	86LA2024
M	86LA2025



LANAO 3.9

LANAO AL	Shimano SL-M310	Shimano FH-RM35 QR
RST Blaze RL 100 mm	Shimano FC-TY501 42-34-24	GHOST Light DC 1 31.6 mm
GHOST MTB Dia. 31.8 mm	Shimano CS-HG-200-8 12-32	Velo VL-4212
GHOST Low Rizer 720 mm Rise 10 mm Dia. 31.8 mm	Shimano BR-MT200 2/2 Piston 160 mm Disc	14106
Velo Grip	Michelin Country Race R 2.10 // Michelin Country Race R 2.10	Shimano BBUN100
Shimano Acera RD-M360 8-S	Rodi Excalibur XC 622x19 mm 32H // Rodi Excalibur XC 622x19 mm 32H	EZ1954
Shimano Tourney FD-TY700-TS6	Shimano HB-RM35 QR	S-M-L

SIZE	ARTICLE NUMBER
S	86LA3009
M	86LA3010
L	86LA3011



jade blue / night black



LANAO 3.7

LANAO AL	Shimano SL-M310	Shimano FH-RM35 QR
RST Blaze RL 100 mm	Shimano FC-TY501 42-34-24	GHOST Light DC 1 31.6 mm
GHOST MTB Dia. 31.8 mm	Shimano CS-HG-200-8 12-32	Velo VL-4212
GHOST Low Rizer 720 mm Rise 10 mm Dia. 31.8 mm	Shimano BR-MT200 2/2 Piston 160 mm Disc	14106
Velo Grip	Michelin Country Race R 2.10 // Michelin Country Race R 2.10	Shimano BBUN100
Shimano Acera RD-M360 8-S	Rodi Excalibur XC 584x19 mm 32H // Rodi Excalibur XC 584x19 mm 32H	EZ1954
Shimano Tourney FD-TY700-TS6	Shimano HB-RM35 QR	XS-S-M

SIZE	ARTICLE NUMBER
XS	86LA2011
S	86LA2012
M	86LA2013

PRICE / PREIS



star white / ruby pink



LANAO 2.9

LANAO AL	Shimano SL-M310	Shimano FH-TX505
SR Suntour SF19.XCT30 100 mm	Shimano FC-TY301 42-34-24	GHOST Light DC 1 31.6 mm
GHOST MTB Dia. 31.8 mm	Shimano CS-HG-200-8 12-32	Velo VL-4212
GHOST Low Rizer 720 mm Rise 10 mm Dia. 31.8 mm	Shimano BR-MT200 2/2 Piston 160 mm Disc	14106
Velo Grip	Michelin Country Race R 2.10 // Michelin Country Race R 2.10	Shimano BBUN100
Shimano Acera RD-M360 8-S	Rodi Excalibur XC 622x19 mm 32H // Rodi Excalibur XC 622x19 mm 32H	EZ1954
Shimano Tourney FD-TY700-TS6	Shimano HB-TX505	S-M-L

SIZE	ARTICLE NUMBER
S	86LA3001
M	86LA3002
L	86LA3003

PRICE / PREIS



star white / ruby pink



LANAO 2.7

LANAO AL	Shimano SL-M310	Shimano FH-TX505
SR Suntour SF19 XCT30 100 mm	Shimano FC-TY301 42-34-24	GHOST Light DC 1 31.6 mm
GHOST MTB Dia. 31.8 mm	Shimano CS-HG-200-8 12-32	Velo VL-4212
GHOST Low Rizer 720 mm Rise 10 mm Dia. 31.8 mm	Shimano BR-MT200 2/2 Piston 160 mm Disc	14106
Velo Grip	Michelin Country Race R 2.10 // Michelin Country Race R 2.10	Shimano BBUN100
Shimano Acera RD-M360 8-S	Rodi Excalibur XC 584x19 mm 32H // Rodi Excalibur XC 584x19 mm 32H	EZ1954
Shimano Tourney FD-TY700-TS6	Shimano HB-TX505	XXS-XS-S-M

SIZE	ARTICLE NUMBER
XXS	86LA2001
XS	86LA2002
S	86LA2003
M	86LA2004

PRICE / PREIS



jade blue / night black



LANAO 1.6

LANAO AL	Shimano SL-M310	Shimano FH-TX505 QR
SR Suntour SF16 XCT HLO 100 mm	Shimano FC-TY301 42-34-24	GHOST Light DC 1 31.6 mm
GHOST MTB Dia. 31.8 mm	Shimano CS-HG-200-8 12-32	Velo VL-4212
GHOST Low Rizer MTB 700 mm Rise 10 mm Dia. 31.8 mm	Shimano BR-MT200 2/2 Piston 160 mm Disc	14106
Velo Grip	Michelin Country Race R 2.10 // Michelin Country Race R 2.10	Shimano BBUN100
Shimano Tourney TX RD-TX800 8-S	Rodi Excalibur XC 559x19 mm 32H // Rodi Excalibur XC 559x19 mm 32H	EZ2036
Shimano Tourney FD-TY700-TS6	Shimano HB-TX505 QR	XXS-XS-S-M-L

SIZE	ARTICLE NUMBER
XXS	86LA1001
XS	86LA1002
S	86LA1003
M	86LA1004
L	86LA1005

PRICE / PREIS



- LC**
- 28**
- 0/0**
- DYNAMO**
39
- USB**
41
- FLEX STAYS**
06
- BOTTLE CAGE READY**
20
- INNER ROUTING**
11
- THROUGH AXLE**
14
- VARIO-READY**
21

// ADVENTURE / RELIABLE

CHARACTERISTICS

Extra comfortable long-distance bike with extensive detailed solutions

Comfort on non-paved trails with wider tires

Extensive mounting options for pack system make self-sufficient multi-day tours possible

TARGET GROUP // Explorers who are planning multi-day and long distance adventures

CHARAKTERISTIK

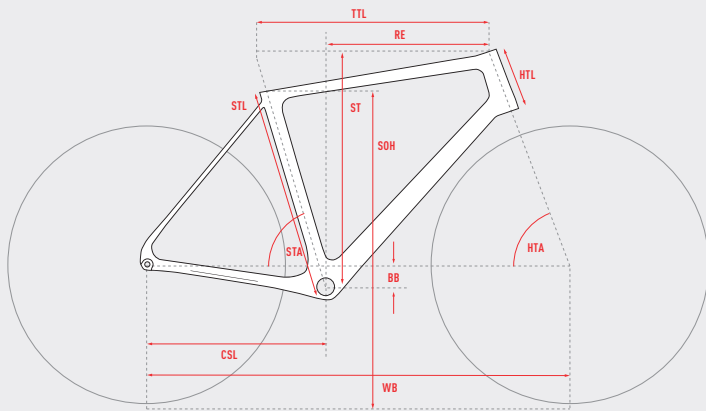
Besonders komfortables Langstrecken-Bike mit umfangreichen Detaillösungen

Komfort auch abseits befestigter Wege dank breiter Bereifung

Umfangreiche Aufnahmemöglichkeiten für Packsysteme erlauben autarke Mehrtagestouren

ZIELGRUPPE // Abenteurer, die Mehrtagestouren und Langstreckentouren im Sinn haben





ALL DIMENSIONS IN MM (EXCEPT HTA AND STA IN °)

ALLE MASSE IN MM (AUSNAHME HTA UND STA IN °)

- STL** SEAT TUBE LENGTH
SITZROHRLÄNGE
- CSL** CHAINSTAY LENGTH
KETTENSTREBENLÄNGE
- TTL** TOP TUBE LENGTH
OBERROHRLÄNGE
- HTL** HEADTUBE LENGTH
STEUERROHRLÄNGE
- HTA** HEADTUBE ANGLE
STEUERROHRWINKEL
- RE** REACH
- SOH** STANDOVER HEIGHT
ÜBERSTANDSHÖHE
- ST** HEAD SET DIAMETER (UPPER / LOWER)
STEUERSATZDURCHMESSER (OBEN / UNTEN)
- BB** AXLE STANDARD (REAR / FRONT)
ACHSENSTANDARD (HINTEN / VORNE)
- WB** BOTTOM BRACKET STANDARD
TRETLAGERSTANDARD
- ST** SEAT POST DIAMETER
SITTELSTÜTZENDURCHMESSER
- SHOCK HARDWARE (Ø 8 MM)**
DÄMPFERBUCHSENMASSE (Ø 8 MM)
- SHOCK LENGTH**
DÄMPFEREINBAULÄNGE
- SHOCK TRAVEL**
DÄMPFERHUB
- FRONT FORK TRAVEL**
FEDERWEG VORNE
- REAR WHEEL TRAVEL**
FEDERWEG HINTEN
- STEM LENGTH**
VORBAULÄNGE
- HANDLEBAR WIDTH**
LENKERBREITE
- CRANK LENGTH**
KURBELLENGE
- ST** SEATTUBE BOTTLE MOUNT
FLASCHE SITTELROHR
- DT** DOWNTUBE BOTTLE MOUNT
FLASCHE UNTERROHR

	STL	CSL	TTL	HTL	HTA	STA	BB	WB	ST	RE	SOH														
ENDLESS ROAD RAGE 8.7 LC U																									
XS	445	430	505	120	70	74.5	55	1012	527	359	722	42 / 52	142/100	Pressfit 92	31.6	- / -	-	-	-	-	75	420	170	0.75	0.75
S	465	432.5	525	135	70.5	74	55	1027	544	371	752	42 / 52	142/100	Pressfit 92	31.6	- / -	-	-	-	-	90	420	170	0.75	0.75
M	482.5	432.5	545	150	71	73.5	52.5	1037	554	381	770	42 / 52	142/100	Pressfit 92	31.6	- / -	-	-	-	-	90	440	175	0.75	0.75
L	505	432.5	568	165	71.5	73	52.5	1050	573	393	790	42 / 52	142/100	Pressfit 92	31.6	- / -	-	-	-	-	100	440	175	0.75	0.75
XL	530	432.5	590	180	72	72.5	52.5	1062	589	404	800	42 / 52	142/100	Pressfit 92	31.6	- / -	-	-	-	-	100	440	175	0.75	0.75



tan / titanium gray

27.5 LC



ENDLESS ROAD RAGE 8.7

ROAD RAGE LC	Truvativ Descendant X-Sync 36T	Ground Fiftyone 31.6 mm
GHOST LC Rigid	SRAM XG 1150 10-42	WTB Silverado Race
Ground Fiftyone Dia. 31.8 mm	SRAM Apex 2/2 Piston 180 / 160 mm Disc	HS0004
Ground Fiftyone Race WB 440 mm Dia. 31.8 mm	WTB Byway TCS 47-650 // WTB Byway TCS 47-650	SRAM Pressfit GXP
SRAM Rival 11-S	WTB XC i25 584x25 mm 32H // WTB XC i25 584x25 mm 32H	FRHG0003
-	KT Dynamo Hub JH-KD5F 12 x 100 mm	XS-S-M-L-XL
SRAM Apex	Formula DHT-1421 12x142 mm SRAM XD	

SIZE	ARTICLE NUMBER
XS	18RR1001
S	18RR1002
M	18RR1003
L	18RR1004
XL	18RR1005

PRICE / PREIS



HIDDEN SEATPOST CLAMP // VERSTECKTE SATTELSTÜTZENKLEMMUNG

LUGGAGE MOUNTS AT FRAME AND FORK // GEPÄCKAUFNAHMEN AN RAHMEN UND GABEL

29" X 2.00 TIRES: OUTSTANDING COMFORT // 29" X 2.00-REIFEN FÜR UNERREICHTEN KOMFORT

POSTMOUNT STANDARD FOR BIGGER DISC ROTORS // POSTMOUNT FÜR GRÖßERE BREMSSCHEIBEN

CARBON FLEXSTAYS FOR MAXIMUM COMFORT // CARBON-FLEXSTAYS FÜR MAXIMALEN KOMFORT



37



06



20



11



14



21

// GRAVEL / COMFORT

CHARACTERISTICS

Suitable for long tours; thanks to the 29" wheels ready for trips into terrain

Comfort on non-paved trails with wider tires

Masters long descents in superior fashion and guarantees full control in any situation thanks to the powerful disc brakes

TARGET GROUP // Versatile allrounder: ideal for gravel freaks with options for bikepacking



CHARAKTERISTIK

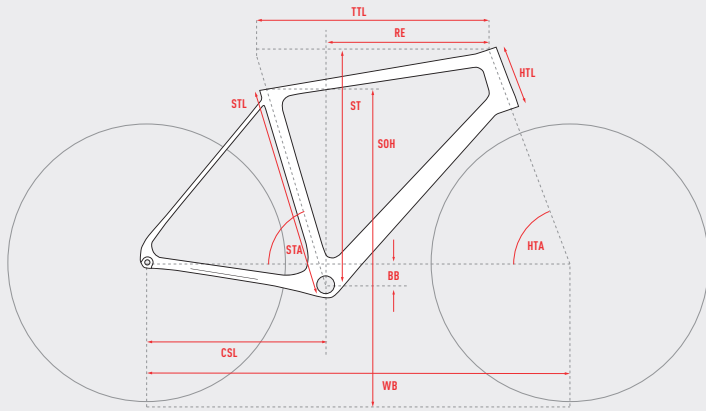
Bestens geeignet für lange Touren und dank 29"-Bereifung auch für Geländeausfahrten gewappnet

Komfort auch abseits befestigter Wege dank breiter Bereifung

Meistert auch lange Abfahrten souverän und bietet dank standfester Scheibenbremsen volle Kontrolle in jeder Situation

ZIELGRUPPE // Vielseitiger Allrounder: ideal für Gravelfreaks mit der Möglichkeit zum Bikepacking





ALL DIMENSIONS IN MM (EXCEPT HTA AND STA IN °)

ALLE MASSE IN MM (AUSNAHME HTA UND STA IN °)

- STL** SEAT TUBE LENGTH
SITZROHRLÄNGE
- CSL** CHAINSTAY LENGTH
KETTENSTREBENLÄNGE
- TTL** TOP TUBE LENGTH
OBERROHRLÄNGE
- HTL** HEADTUBE LENGTH
STEUERROHRLÄNGE
- HTA** HEADTUBE ANGLE
STEUERROHRWINKEL
- RE** REACH
- SOH** STANDOVER HEIGHT
ÜBERSTANDSHÖHE
- HTA** HEAD SET DIAMETER (UPPER / LOWER)
STEUERSATZDURCHMESSER (OBEN / UNTEN)
- HTA** AXLE STANDARD (REAR / FRONT)
ACHSENSTANDARD (HINTEN / VORNE)
- HTA** BOTTOM BRACKET STANDARD
TRETLAGERSTANDARD
- HTA** SEAT POST DIAMETER
SITTELSTÜTZENDURCHMESSER
- HTA** SHOCK HARDWARE (Ø 8 MM)
DÄMPFERBUCHSENMASSE (Ø 8 MM)
- HTA** SHOCK LENGTH
DÄMPFEREINBAULÄNGE
- HTA** SHOCK TRAVEL
DÄMPFERHUB
- HTA** FRONT FORK TRAVEL
FEDERWEG VORNE
- HTA** REAR WHEEL TRAVEL
FEDERWEG HINTEN
- HTA** STEM LENGTH
VORBAULÄNGE
- HTA** HANDLEBAR WIDTH
LENKERBREITE
- HTA** CRANK LENGTH
KURBELLÄNGE
- HTA** SEAT TUBE BOTTLE MOUNT
FLASCHE SITTELROHR
- HTA** DOWNTUBE BOTTLE MOUNT
FLASCHE UNTERROHR

	STL	CSL	TTL	HTL	HTA	STA	BB	WB	ST	RE	SOH													ST	DT	
FIRE ROAD RAGE 6.9 LC U																										
XS	445	430	505	120	70	74.5	55	1012	527	359	746	42 / 52	142/100	Pressfit 92	31.6	- / -	-	-	-	-	-	75	420	170	0.75	0.75
S	465	432.5	525	135	70.5	74	55	1027	544	371	776	42 / 52	142/100	Pressfit 92	31.6	- / -	-	-	-	-	-	90	420	170	0.75	0.75
M	482.5	432.5	545	150	71	73.5	52.5	1037	554	381	794	42 / 52	142/100	Pressfit 92	31.6	- / -	-	-	-	-	-	90	440	175	0.75	0.75
L	505	432.5	568	165	71.5	73	52.5	1050	573	393	814	42 / 52	142/100	Pressfit 92	31.6	- / -	-	-	-	-	-	100	440	175	0.75	0.75
XL	530	432.5	590	180	72	72.5	52.5	1062	589	404	824	42 / 52	142/100	Pressfit 92	31.6	- / -	-	-	-	-	-	100	440	175	0.75	0.75



monarch orange / night black



FIRE ROAD RAGE 6.9

ROAD RAGE LC	Truvativ Descendant X-Sync 36T	Ground Fiftyone 31.6 mm
GHOST LC Rigid	SRAM XG 1150 10-42	WTB Silverado Race
Ground Fiftyone Dia. 31.8 mm	SRAM Apex 2/2 Piston 180 / 160 mm Disc	HS0004
Ground Fiftyone Race WB 440 mm Dia. 31.8 mm	WTB Ranger Dual 29x2.0 TCS Light/Fast // WTB Ranger Dual 29x2.0 TCS Light/Fast	SRAM Pressfit GXP
SRAM Rival 11-S	WTB XC i25 622x25 mm 32H // WTB XC i25 622x25 mm 32H	FRHG0003
-	SRAM 900 12x100 32H	XS-S-M-L-XL
SRAM Apex	Formula DHT-1421 12x142 mm SRAM XD	

SIZE	ARTICLE NUMBER
XS	18RR2001
S	18RR2002
M	18RR2003
L	18RR2004
XL	18RR2005

PRICE / PREIS



+ CARBON FRAMES WITH SHOCK ABSORBING FIBER LAYUP // CARBONRAHMEN MIT SPEZIELLER FASERAUSRICHTUNG FÜR ERHÖHTE DÄMPFUNG

+ CUTTING EDGE CYCLOCROSS RACER // MODERNER CYCLOCROSS-WETTKAMPF-RACER

+ HIDDEN SEATPOST CLAMP // VERSTECKTE SÄTTELSTÜTZENKLEMMUNG

+ FLAT MOUNT DISC BRAKE STANDARD // FLATMOUNT SCHEIBENBREMS-STANDARD

+ CYCLOCROSS SPECIFIC GROUPSETS // CYCLOCROSS-GERECHTE ANTRIEBSGRUPPEN

- 
UC|LC
- 
28
- 
0/0
- 
RACE
READY
17
- 
UCI
CONFORM
18
- 
BOTTLE
CAGE
READY
20
- 
INNER
ROUTING
11
- 
THROUGH
AXLE
14
- 
1x ¹¹/₁₂
DRIVETRAIN
32
- 
VARIO-READY
21

// CYCLOCROSS / AGGRESSIVE

CHARACTERISTICS

Cutting edge cyclocross competition bike with superior power propulsion

Carbon frame with unique material structure and unsurpassed shock absorbing properties

Superior performance and handling in all sorts of terrain and weather

The LC model provides plenty of options for fenders and carriers

TARGET GROUP // Ideal bike for cyclocross competitions and winter training



SPORT

LIFESTYLE



STYLISH

PRACTICAL

CHARAKTERISTIK

Besonders kompromissloses Cyclocross-Wettkampfbike mit enormer Vortriebsstärke

Carbonrahmen mit eigenständiger Materialstruktur für unvergleichbare Dämpfungseigenschaften

Souveräner Umgang mit allen Untergründen und Witterungsbedingungen

Bietet mit dem LC-Modell umfassende Montagemöglichkeiten für Schutzbleche und Gepäckträger

ZIELGRUPPE // Ideales Bike für Cyclocross-Wettkämpfe und Wintertraining



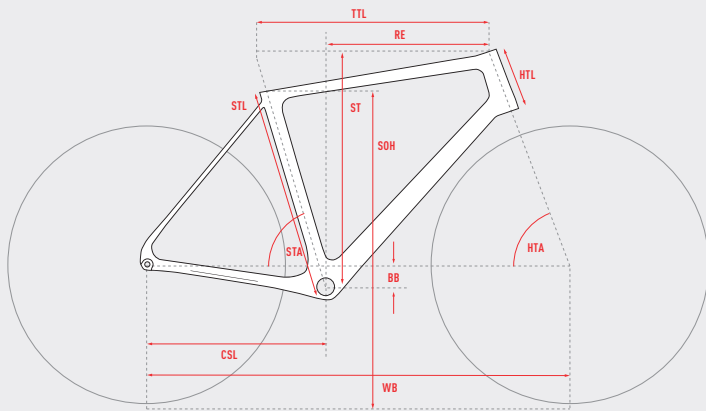
SPORTIVE

COMFORTABLE



COMPLEX

EASY



ALL DIMENSIONS IN MM (EXCEPT HTA AND STA IN °)

ALLE MASSE IN MM (AUSNAHME HTA UND STA IN °)

- STL** SEAT TUBE LENGTH
SITZROHRLÄNGE
- CSL** CHAINSTAY LENGTH
KETTENSTREBENLÄNGE
- TTL** TOP TUBE LENGTH
OBERROHRLÄNGE
- HTL** HEADTUBE LENGTH
STEUERROHRLÄNGE
- HTA** HEADTUBE ANGLE
STEUERROHRWINKEL
- RE** REACH
REACH
- SOH** STANDOVER HEIGHT
ÜBERSTANDSHÖHE
- ST** HEAD SET DIAMETER (UPPER / LOWER)
STEUERSATZDURCHMESSER (OBEN / UNTEN)
- BB** AXLE STANDARD (REAR / FRONT)
ACHSENSTANDARD (HINTEN / VORNE)
- WB** BOTTOM BRACKET STANDARD
TRETLAGERSTANDARD
- SO** SEAT POST DIAMETER
SITTELSTÜTZENDURCHMESSER
- SHOCK HARDWARE (Ø 8 MM)**
DÄMPFERBUCHSENMASSE (Ø 8 MM)
- SHOCK LENGTH**
DÄMPFEREINBAULÄNGE
- SHOCK TRAVEL**
DÄMPFERHUB
- FRONT FORK TRAVEL**
FEDERWEG VORNE
- REAR WHEEL TRAVEL**
FEDERWEG HINTEN
- STEM LENGTH**
VORBAULÄNGE
- HANDLEBAR WIDTH**
LENKERBREITE
- CRANK LENGTH**
KURBELLÄNGE
- ST** SEATTUBE BOTTLE MOUNT
FLASCHE SITTELROHR
- DT** DOWNTUBE BOTTLE MOUNT
FLASCHE UNTERROHR

	STL	CSL	TTL	HTL	HTA	STA	BB	WB	ST	RE	SOH									ST	DT				
VIOLENT ROAD RAGE 9.8 UC U																									
XS	445	420	505	120	70	74.5	55	1002	527	359	746	42 / 52	142/100	Pressfit 86,5	31,6	- / -	-	-	-	-	75	420	170	0.75	0.75
S	465	420	525	135	70.5	74	55	1015	544	371	764	42 / 52	142/100	Pressfit 86,5	31,6	- / -	-	-	-	-	90	420	170	0.75	0.75
M	482.5	422.5	545	150	71	73.5	52.5	1027	554	381	782	42 / 52	142/100	Pressfit 86,5	31,6	- / -	-	-	-	-	90	440	172,5	0.75	0.75
L	505	425	568	165	71.5	73	52.5	1043	573	393	802	42 / 52	142/100	Pressfit 86,5	31,6	- / -	-	-	-	-	100	440	175	0.75	0.75
XL	530	427.5	590	180	72	72.5	52.5	1057	589	404	827	42 / 52	142/100	Pressfit 86,5	31,6	- / -	-	-	-	-	100	440	175	0.75	0.75
VIOLENT ROAD RAGE 7.8 / 5.8 LC U																									
XS	445	420	505	120	70	74.5	55	1002	527	359	746	42 / 52	142/100	Pressfit 86,5	31,6	- / -	-	-	-	-	75	420	170	0.75	0.75
S	465	420	525	135	70.5	74	55	1015	544	371	764	42 / 52	142/100	Pressfit 86,5	31,6	- / -	-	-	-	-	90	420	170	0.75	0.75
M	482.5	422.5	545	150	71	73.5	52.5	1027	554	381	782	42 / 52	142/100	Pressfit 86,5	31,6	- / -	-	-	-	-	90	440	172,5	0.75	0.75
L	505	425	568	165	71.5	73	52.5	1043	573	393	802	42 / 52	142/100	Pressfit 86,5	31,6	- / -	-	-	-	-	100	440	175	0.75	0.75
XL	530	427.5	590	180	72	72.5	52.5	1057	589	404	827	42 / 52	142/100	Pressfit 86,5	31,6	- / -	-	-	-	-	100	440	175	0.75	0.75



night black / riot red

28 UC



VIOLENT ROAD RAGE 9.8

ROAD RAGE UC	SRAM Force	Syntace P6 Carbon 31.6 mm
GHOST LC Rigid	SRAM Force X-Sync 38T	Fizik Antares R7
Syntace Force 109 Dia. 31.8 mm	SRAM PG 1170 11-36	HS0004
Syntace Racelite CDR 7075 440 mm Dia. 31.8 mm	SRAM Force 2/2 Piston 160 / 140 mm Disc	SRAM PressFit
SRAM Force 11-S	WTB Cross Wolf TCS 700x32c Light/Fast // WTB Cross Wolf TCS 700x32c Light/Fast	FRHG0003
-	Syntace W21R Disc 24 12x100 Wheelset // Syntace W21R Disc 24 12x142 Wheelset	XS-S-M-L-XL

SIZE	ARTICLE NUMBER
XS	18RR5001
S	18RR5002
M	18RR5003
L	18RR5004
XL	18RR5005

PRICE / PREIS



riot red / night black



VIOLENT ROAD RAGE 7.8

ROAD RAGE LC	Shimano Ultegra ST-R8020	Ground Fiftyone 31.6 mm
GHOST LC Rigid	Shimano Ultegra FC-R8000 Hollowtech II 46-36	Fizik Antares R7
Ground Fiftyone Dia. 31.8 mm	Shimano Ultegra CS-R8000 11-30	HS0004
Ground Fiftyone Race WB 440 mm Dia. 31.8 mm	Shimano Ultegra BR-R8070 2/2 Piston 160 mm Disc	Shimano SM-BB71-41B PressFit
Shimano Ultegra RD-R8000 Shadow Design 11-S	WTB Cross Wolf TCS 700x32c Light/Fast // WTB Cross Wolf TCS 700x32c Light/Fast	FRHG0003
Shimano Ultegra FD-R8000	Fulcrum Racing 700 Wheelset CX 12x100 mm // Fulcrum Racing 700 Wheelset CX 12x142 mm	XS-S-M-L-XL

SIZE	ARTICLE NUMBER
XS	18RR4008
S	18RR4009
M	18RR4010
L	18RR4011
XL	18RR4012

PRICE / PREIS



night black / ultra violet













VIOLENT ROAD RAGE 5.8

ROAD RAGE LC	Shimano 105 FC-RS500 46-36	Ground Fiftyone 31.6 mm
GHOST LC Rigid	Shimano 105 CS-5800 11-32	Selle Italia SL
Ground Fiftyone Dia. 31.8 mm	Shimano BR-RS505 2/2 Piston 160 mm Disc	HS0004
Ground Fiftyone Race WB 440 mm Dia. 31.8 mm	WTB Riddler Comp 700x37c // WTB Riddler Comp 700x37c	Shimano SM-BB71-41B PressFit
Shimano 105 RD-5800 11-S	WTB STp i23 700c 32H // WTB STp i23 700c 32H	FRHG0003
Shimano 105 FD-5800	Formula CL-712 12 x 100 mm	XS-S-M-L-XL
Shimano ST-RS505	Formula RXC-142S 12x142 mm	

SIZE	ARTICLE NUMBER
XS	18RR4001
S	18RR4002
M	18RR4003
L	18RR4004
XL	18RR4005

PRICE / PREIS



- 
 LC
- 
 28
- 
 0/0
- 
 RACE
 READY
 17
- 
 FEM
 19
- 
 BOTTLE
 CAGE
 READY
 20
- 
 INNER
 ROUTING
 11
- 
 DISC
 BRAKE
 29
- 
 THROUGH
 AXLE
 14
- 
 VARIO-
 READY
 21

// ENDURANCE ROAD / ATHLETIC

CHARACTERISTICS

Great tire clearance permits riding in any weather condition - even in mud and snow

Stiff frame for maximum acceleration and optimum efficiency

Ideal for training outside of the regular season

More than a regular road bike

TARGET GROUP // For anyone looking for a low-maintenance training tool during the cold months and beyond



SPORT

LIFESTYLE



STYLISH

PRACTICAL

CHARAKTERISTIK

Große Reifenfreiheit erlaubt Fahrten bei jeder Witterung – egal ob Matsch oder Schnee

Besonders steifer Rahmen für maximalen Vortrieb und höchste Effizienz

Ideal, um außerhalb der klassischen Saison zu trainieren

Mehr als nur ein Rennrad

ZIELGRUPPE // Alle, die während der kalten Jahreszeit ein wartungsarmes Trainingsgerät suchen



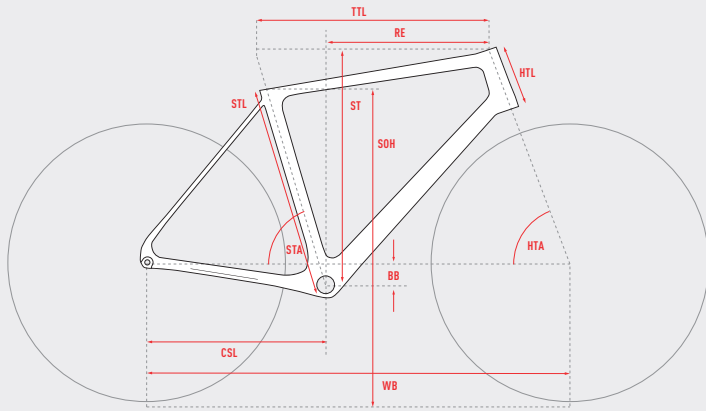
SPORTIVE

COMFORTABLE



COMPLEX

EASY



ALL DIMENSIONS IN MM (EXCEPT HTA AND STA IN °)

ALLE MASSE IN MM (AUSNAHME HTA UND STA IN °)

- STL** SEAT TUBE LENGTH
SITZROHRLÄNGE
- CSL** CHAINSTAY LENGTH
KETTENSTREBENLÄNGE
- TTL** TOP TUBE LENGTH
OBERROHRLÄNGE
- HTL** HEAD TUBE LENGTH
STEUERROHRLÄNGE
- HTA** HEAD TUBE ANGLE
STEUERROHRWINKEL
- RE** REACH
- SOH** STANDOVER HEIGHT
ÜBERSTANDSHÖHE
- HTA** HEAD SET DIAMETER (UPPER / LOWER)
STEUERSATZDURCHMESSER (OBEN / UNTEN)
- BB** AXLE STANDARD (REAR / FRONT)
ACHSENSTANDARD (HINTEN / VORNE)
- WB** BOTTOM BRACKET STANDARD
TRETLAGERSTANDARD
- ST** SEAT POST DIAMETER
SITTELSTÜTZENDURCHMESSER
- SHOCK HARDWARE (Ø 8 MM)**
DÄMPFERBUCHSENMASSE (Ø 8 MM)
- SHOCK LENGTH**
DÄMPFEREINBAULÄNGE
- SHOCK TRAVEL**
DÄMPFERHUB
- FRONT FORK TRAVEL**
FEDERWEG VORNE
- REAR WHEEL TRAVEL**
FEDERWEG HINTEN
- STEM LENGTH**
VORBAULÄNGE
- HANDLEBAR WIDTH**
LENKERBREITE
- CRANK LENGTH**
KURBELLÄNGE
- ST** SEAT TUBE BOTTLE MOUNT
FLASCHE SITTELROHR
- DT** DOWNTUBE BOTTLE MOUNT
FLASCHE UNTERROHR

	STL	CSL	TTL	HTL	HTA	STA	BB	WB	ST	RE	SOH														
ROAD RAGE 4.8 LC U																									
XS	445	420	505	120	70	74.5	55	1002	527	359	746	42 / 52	142/100	Pressfit 86,5	31.6	- / -	-	-	-	-	75	420	170	0.75	0.75
S	465	420	525	135	70.5	74	55	1015	544	371	764	42 / 52	142/100	Pressfit 86,5	31.6	- / -	-	-	-	-	90	420	170	0.75	0.75
M	482.5	422.5	545	150	71	73.5	53	1027	554	381	782	42 / 52	142/100	Pressfit 86,5	31.6	- / -	-	-	-	-	90	440	172.5	0.75	0.75
L	505	425	568	165	71.5	73	52.5	1043	573	393	802	42 / 52	142/100	Pressfit 86,5	31.6	- / -	-	-	-	-	100	440	175	0.75	0.75
XL	530	427.5	590	180	72	72.5	52.5	1057	589	404	827	42 / 52	142/100	Pressfit 86,5	31.6	- / -	-	-	-	-	100	440	175	0.75	0.75
ROAD RAGE 3.8 / 2.8 LC U																									
XS	445	420	505	120	70	74.5	55	1002	527	359	746	42 / 52	142/100	Pressfit 86,5	31.6	- / -	-	-	-	-	75	420	170	0.75	0.75
S	465	420	525	135	70.5	74	55	1015	544	371	764	42 / 52	142/100	Pressfit 86,5	31.6	- / -	-	-	-	-	75	420	170	0.75	0.75
M	482.5	422.5	545	150	71	73.5	53	1027	554	381	782	42 / 52	142/100	Pressfit 86,5	31.6	- / -	-	-	-	-	90	440	172.5	0.75	0.75
L	505	425	568	165	71.5	73	52.5	1043	573	393	802	42 / 52	142/100	Pressfit 86,5	31.6	- / -	-	-	-	-	100	440	175	0.75	0.75
XL	530	427.5	590	180	72	72.5	52.5	1057	589	404	827	42 / 52	142/100	Pressfit 86,5	31.6	- / -	-	-	-	-	100	440	175	0.75	0.75



iridium silver / riot red / night black

28 LC



ROAD RAGE 4.8

ROAD RAGE LC	SRAM Rival	Ground Fiftyone 31.6 mm
GHOST LC Rigid	SRAM Rival 46/36	Fizik Antares R7
Ground Fiftyone Dia. 31.8 mm	SRAM PG 1170 11-32	HS0004
Ground Fiftyone Race WB 440 mm Dia. 31.8 mm	SRAM Rival 2/2 Piston Flat Mount 160 mm Disc	SRAM PressFit
SRAM Rival 11-S	WTB Exposure Road TCS 700x32c // WTB Exposure Road TCS 700x32c	FRHG0003
SRAM Rival	Fulcrum Racing 700 Wheelset CX 12x100 mm // Fulcrum Racing 700 Wheelset CX 12x142 mm	XS-S-M-L-XL

SIZE	ARTICLE NUMBER
XS	18RR3001
S	18RR3002
M	18RR3003
L	18RR3004
XL	18RR3005

PRICE / PREIS



riot red / jet black



ROAD RAGE 3.8

ROAD RAGE LC	Shimano Ultegra ST-R8020	Fizik Antares R7
GHOST LC Rigid	Shimano Ultegra FC-R8000 46/36	HS0004
Ground Fiftyone Dia. 31.8 mm	Shimano Ultegra CS-R8000 11-30	Shimano SM-BB71-41B PressFit
Ground Fiftyone Race WB Dia. 31.8 mm	Shimano Ultegra BR-R8070 2/2 Piston 160 mm Disc	FRHG0003
Fizik Handlebar Tape	WTB Exposure Road TCS 700x32c // WTB Exposure Road TCS 700x32c	XS-S-M-L-XL
Shimano Ultegra RD-R8000 11-S	Fulcrum Racing 700 Wheelset CX 12x100 mm // Fulcrum Racing 700 Wheelset CX 12x142 mm	
Shimano FD-R8000	Ground Fiftyone 31.6 mm	

SIZE	ARTICLE NUMBER
XS	86RR1001
S	86RR1002
M	86RR1003
L	86RR1004
XL	86RR1005

PRICE / PREIS



jet black / iridium silver



ROAD RAGE 2.8

ROAD RAGE LC	Shimano 105 46/36	Ground Fiftyone 31.6 mm
GHOST LC Rigid	Shimano 105 CSR7000 11-32	Selle Italia SL
Ground Fiftyone Dia. 31.8 mm	Shimano 105 2/2 Piston Flat Mount 160 mm Disc	HS0004
Ground Fiftyone Race WB Dia. 31.8 mm	WTB Exposure Road TCS 700x32c // WTB Exposure Road TCS 700x32c	Shimano Pressfit BB
Shimano 105 RD-7000 11-S	WTB Rim STp i23 700c 32H // WTB Rim STp i23 700c 32H	FRHG0003
Shimano 105	Formula CL-712 12 x 100 mm	XS-S-M-L-XL
Shimano 105	Formula RXC-142S 12x142 mm	

SIZE	ARTICLE NUMBER
XS	86RR1007
S	86RR1008
M	86RR1009
L	86RR1010
XL	86RR1011

PRICE / PREIS

SQUARE^{SPEEDLINE}



ATHLETIC COMPONENTS FOR THE LOOK & FEEL OF A XC RACE BIKE // SPORTIVE ANBAUTEILE FÜR DEN LOOK & FEEL-EFFEKT EINES XC-RACEBIKES



1X11 DRIVETRAIN // 1X11-ANTRIEB



SLEEK, ELEGANT URBAN RACER // SCHNITTIG-ELEGANTER URBAN-RACER

AL

28

0/0

DISC BRAKE

29

BOTTLE CAGE READY

20

GHOST FORK

09

INVISIBLE ROUTING

12

MTB COCKPIT

38

// URBAN / SPEED

CHARACTERISTICS

1x11 drivetrain for maximum bandwidth and speed
Powerful brakes for reliable stopping power
Speed and style above all

TARGET GROUP // Appeals to style- and speed-conscious commuters

CHARAKTERISTIK

1x11-Antrieb für hohe Bandbreite und Geschwindigkeit
Kräftige Bremsanlage für zuverlässige Verzögerung
Geschwindigkeit trifft auf Stilsicherheit

ZIELGRUPPE // Stil- und Geschwindigkeits-fanatische Pendler



SPORT

LIFESTYLE



SPORTIVE

COMFORTABLE



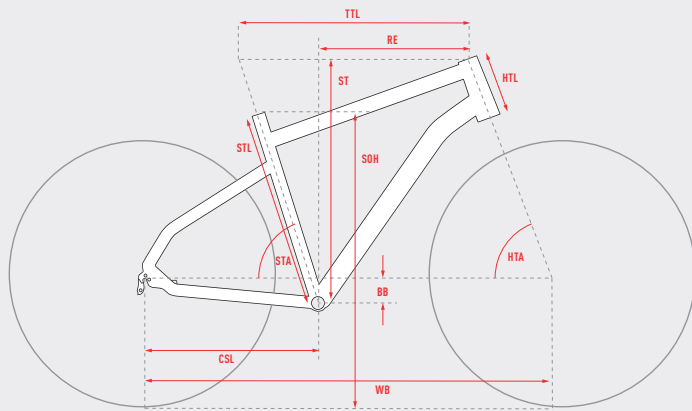
STYLISH

PRACTICAL



COMPLEX

EASY



ALL DIMENSIONS IN MM (EXCEPT HTA AND STA IN °)

ALLE MASSE IN MM (AUSNAHME HTA UND STA IN °)

- STL** SEAT TUBE LENGTH
SITZROHRLÄNGE
- CSL** CHAINSTAY LENGTH
KETTENSTREBENLÄNGE
- TTL** TOP TUBE LENGTH
OBERROHRLÄNGE
- HTL** HEADTUBE LENGTH
STEUERROHRLÄNGE
- HTA** HEADTUBE ANGLE
STEUERROHRWINKEL
- RE** REACH
- SOH** STANDOVER HEIGHT
ÜBERSTANDSHÖHE
- SO** HEAD SET DIAMETER (UPPER / LOWER)
STEUERSATZDURCHMESSER (OBEN / UNTEN)
- AXL** AXLE STANDARD (REAR / FRONT)
ACHSENSTANDARD (HINTEN / VORNE)
- BB** BOTTOM BRACKET STANDARD
TRETLAGERSTANDARD
- SPD** SEAT POST DIAMETER
SITTELSTÜTZENDURCHMESSER
- SHOCK HW** SHOCK HARDWARE (Ø 8 MM)
DÄMPFERBUCHSENMASSE (Ø 8 MM)
- SHOCK L** SHOCK LENGTH
DÄMPFEREINBAULÄNGE
- SHOCK T** SHOCK TRAVEL
DÄMPFERHUB
- FRT FTR** FRONT FORK TRAVEL
FEDERWEG VORNE
- RRT FTR** REAR WHEEL TRAVEL
FEDERWEG HINTEN
- STEM L** STEM LENGTH
VORBAULÄNGE
- HDL W** HANDLEBAR WIDTH
LENKERBREITE
- CRANK L** CRANK LENGTH
KURBELLÄNGE
- ST** SEATTUBE BOTTLE MOUNT
FLASCHE SITTELROHR
- DT** DOWNTUBE BOTTLE MOUNT
FLASCHE UNTERROHR

	STL	CSL	TTL	HTL	HTA	STA	BB	WB	ST	RE	SOH																
SQUARE SPEEDLINE 8.8 AL U																											
S	470	455	580	160	70	73.5	60	1105	636	391	735	44 / 56	135/100	BSA 68	31.6	- / -	-	-	-	-	-	-	60	660	175	0.75	0.75
M	520	455	595	165	70	72.5	60	1108	641	393	770	44 / 56	135/100	BSA 68	31.6	- / -	-	-	-	-	-	-	60	660	175	0.75	0.75
L	570	455	610	185	71	72.5	60	1112	664	400	815	44 / 56	135/100	BSA 68	31.6	- / -	-	-	-	-	-	-	60	660	175	0.75	0.75
XL	620	455	625	205	71	72	60	1121	683	403	855	44 / 56	135/100	BSA 68	31.6	- / -	-	-	-	-	-	-	60	660	175	0.75	0.75



riot red / night black

28 AL



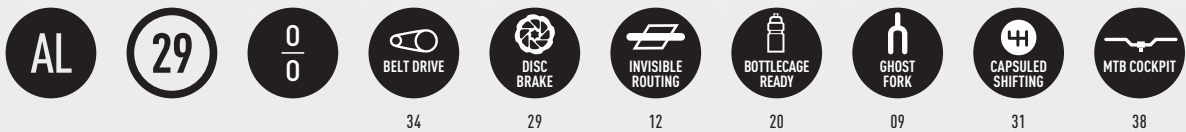
SQUARE SPEEDLINE 8.8

SQUARE Speedline AL	SRAM Apex	Formula DC 22 QR
GHOST AL Rigid	SRAM Apex X-Sync 44T	Satori HL Comet 31.6 mm
GHOST SQUARE Dia. 31.8 mm	SRAM PG-1130 11-42	Fizik Antares R7
GHOST Low Rizer SQUARE 660 mm Rise 9 mm Dia. 31.8 mm	SRAM Level 2/2 Piston 160 mm Disc	16358
Ergon GA20	WTB Exposure Road TCS 700x32c // WTB Exposure Road TCS 700x32c	SRAM GXP
SRAM Apex 11-S	Rodi AirLine 1 622x19 mm 32H // Rodi AirLine 1 622x19 mm 32H	EZ1954
-	Formula DC 20 QR	S-M-L-XL

SIZE	ARTICLE NUMBER
S	18SP1001
M	18SP1002
L	18SP1003
XL	18SP1004

PRICE / PREIS

SQUARE^{TIMES}



// URBAN / MINIMALIST

CHARACTERISTICS

Low maintenance, enclosed Doppio and Automatix shifting

Wide slicks for optimum traction, comfort and unique style

All bikes with high quality Gates belt drive system

TARGET GROUP // Ideal for design-loving and tech savvy urban dwellers

CHARAKTERISTIK

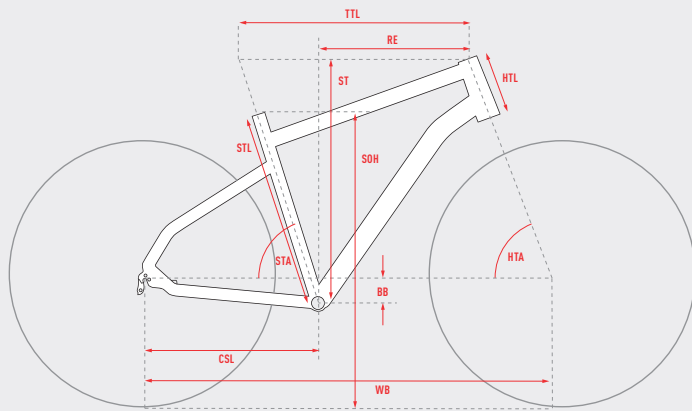
Gekapselt und wartungsarm: Doppio und Automatix-Getriebeschaltungen

Breite Slicks für beste Traktion, Komfort und einzigartige Optik

Alle Räder mit hochwertigem Gates-Riemenantrieb

ZIELGRUPPE // Ideal für designverliebte Städter mit Affinität zu technischen Innovationen





ALL DIMENSIONS IN MM (EXCEPT HTA AND STA IN °)

ALLE MASSE IN MM (AUSNAHME HTA UND STA IN °)

- STL** SEAT TUBE LENGTH
SITZROHRLÄNGE
- CSL** CHAINSTAY LENGTH
KETTENSTREBENLÄNGE
- TTL** TOP TUBE LENGTH
OBERROHRLÄNGE
- HTL** HEADTUBE LENGTH
STEUERROHRLÄNGE
- HTA** HEADTUBE ANGLE
STEUERROHRWINKEL
- RE** REACH
- SOH** STANDOVER HEIGHT
ÜBERSTANDSHÖHE
- ST** HEAD SET DIAMETER (UPPER / LOWER)
STEUERSATZDURCHMESSER (OBEN / UNTEN)
- BB** AXLE STANDARD (REAR / FRONT)
ACHSENSTANDARD (HINTEN / VORNE)
- WB** BOTTOM BRACKET STANDARD
TRETLAGERSTANDARD
- ST** SEAT POST DIAMETER
SITTELSTÜTZENDURCHMESSER
- SHOCK HARDWARE (Ø 8 MM)**
DÄMPFERBUCHSENMASSE (Ø 8 MM)
- SHOCK LENGTH**
DÄMPFEREINBAULÄNGE
- SHOCK TRAVEL**
DÄMPFERHUB
- FRONT FORK TRAVEL**
FEDERWEG VORNE
- REAR WHEEL TRAVEL**
FEDERWEG HINTEN
- STEM LENGTH**
VORBAULÄNGE
- HANDLEBAR WIDTH**
LENKERBREITE
- CRANK LENGTH**
KURBELLÄNGE
- SEATTUBE BOTTLE MOUNT**
FLASCHE SITTELROHR
- DOWNTUBE BOTTLE MOUNT**
FLASCHE UNTERROHR

	STL	CSL	TTL	HTL	HTA	STA	BB	WB	ST	RE	SOH														
SQUARE TIMES 9.9 AL U																									
S	470	455	580	160	70	73.5	60	1105	636	391	735	44 / 56	135/100	BSA 68	31.6	- / -	-	-	-	-	80	700	175	0.75	-
M	520	455	595	165	70	72.5	60	1108	641	393	770	44 / 56	135/100	BSA 68	31.6	- / -	-	-	-	-	80	700	175	0.75	-
L	570	455	610	185	71	72.5	60	1112	664	400	815	44 / 56	135/100	BSA 68	31.6	- / -	-	-	-	-	80	700	175	0.75	-
XL	620	455	625	205	71	72	60	1121	683	403	855	44 / 56	135/100	BSA 68	31.6	- / -	-	-	-	-	80	700	175	0.75	-
SQUARE TIMES 6.9 AL U																									
S	470	455	580	160	70	73.5	60	1105	636	391	735	44 / 56	135/100	BSA 68	31.6	- / -	-	-	-	-	80	700	175	0.75	-
M	520	455	595	165	70	72.5	60	1108	641	393	770	44 / 56	135/100	BSA 68	31.6	- / -	-	-	-	-	80	700	175	0.75	-
L	570	455	610	185	71	72.5	60	1112	664	400	815	44 / 56	135/100	BSA 68	31.6	- / -	-	-	-	-	80	700	175	0.75	-
XL	620	455	625	205	71	72	60	1121	683	403	855	44 / 56	135/100	BSA 68	31.6	- / -	-	-	-	-	80	700	175	0.75	-



frosted tan / star white

29 AL



SQUARE TIMES 9.9





















SQUARE Times AL	Kappstein Doppio CX	Formula DC 42 QR
GHOST AL Rigid	Kappstein Doppio CX 46T	Satori HL Comet 31.6 mm
Satori HL STEALTH 6 Dia. 31.8 mm	Gates Carbon Drive 22	Brooks Cambium C17 Natural
Satori Deviant Bow 700 mm Rise 12 mm Dia. 31.8 mm	Magura MT 2 2/2 Piston 160 mm Disc	16358
Ergon GA20	WTB Thickstick Comp 29x2.1 // WTB Thickstick Comp 29x2.1	Kappstein
-	Rodi AirLine 1 622x19 mm 32H // Rodi AirLine 1 622x19 mm 32H	S-M-L-XL
-	Formula DC 20 QR	

SIZE	ARTICLE NUMBER
S	18TS1007
M	18TS1008
L	18TS1009
XL	18TS1010

PRICE / PREIS



SQUARE TIMES 6.9

 SQUARE Times AL	 -	 SRAM Automatix
 GHOST AL Rigid	 Gates Carbon Drive S150 46T	 Satori HL Comet 31.6 mm
 Satori HL STEALTH 6 Dia. 31.8 mm	 Gates Carbon Drive Polymer Ceramic 24	 Justek 3050 HRN
 Satori Deviant Bow 700 mm Rise 12 mm Dia. 31.8 mm	 Magura MT 2 2/2 Piston 160 mm Disc	 16358
 Ergon GA20	 WTB Thickstick Comp 29x2.1 // WTB Thickstick Comp 29x2.1	 Thun Jive
 -	 Rodi Airline 1 622x19 mm 32H // Rodi Airline 1 622x19 mm 32H	 S-M-L-XL
 -	 Formula DC 20 QR	

SIZE	ARTICLE NUMBER
S	18TS1001
M	18TS1002
L	18TS1003
XL	18TS1004

SQUARE^{URBAN X}



CLEAN AND EASILY ACCESSIBLE CABLE ROUTING // SAUBERE ZUGVERLEGUNG, DIE TROTZDEM LEICHT ZUGÄNGLICH IST

SLEEK INTEGRATED SIDE BAG CARRIERS // NAHTLOS INTEGRIERTER SEITENTASCHESTRÄGER

X-MODEL WITH FULL ROAD COMPLIANCE // X-MODELL, STVZO-GERECHT AUSGESTATTET



// URBAN / COMMUTE

CHARACTERISTICS

With integrated carrier and fenders
Great equipment at an attractive pricepoint
High quality Gates belt drive

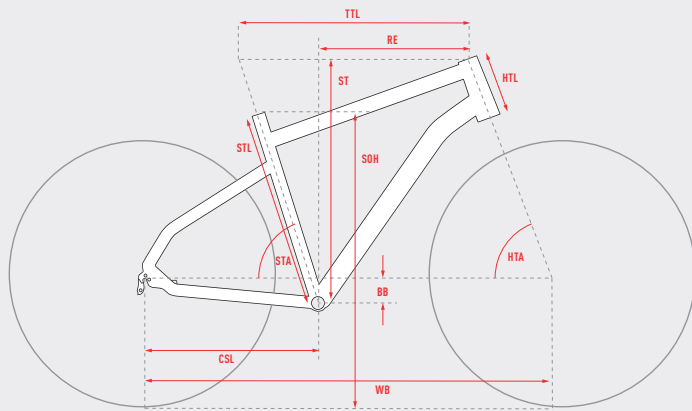
TARGET GROUP // Perfect for commuters: with lights, fenders and belt drive

CHARAKTERISTIK

Mit integriertem Gepäckträger und Schutzblechen
Toll ausgestattet zum attraktiven Preis
Hochwertiger Gates-Riemenantrieb

ZIELGRUPPE // Perfekt für Pendler: mit Licht, Schutzblechen und Riemenantrieb





ALL DIMENSIONS IN MM (EXCEPT HTA AND STA IN °)

ALLE MASSE IN MM (AUSNAHME HTA UND STA IN °)

- STL** SEAT TUBE LENGTH
SITZROHRLÄNGE
- CSL** CHAINSTAY LENGTH
KETTENSTREBENLÄNGE
- TTL** TOP TUBE LENGTH
OBERROHRLÄNGE
- HTL** HEADTUBE LENGTH
STEUERROHRLÄNGE
- HTA** HEADTUBE ANGLE
STEUERROHRWINKEL
- RE** REACH
- SOH** STANDOVER HEIGHT
ÜBERSTANDSHÖHE
- ST** HEAD SET DIAMETER (UPPER / LOWER)
STEUERSATZDURCHMESSER (OBEN / UNTEN)
- BB** AXLE STANDARD (REAR / FRONT)
ACHSENSTANDARD (HINTEN / VORNE)
- WB** BOTTOM BRACKET STANDARD
TRETLAGERSTANDARD
- ST** SEAT POST DIAMETER
SITTELSTÜTZENDURCHMESSER
- SHOCK HARDWARE (Ø 8 MM)**
DÄMPFERBUCHSENMASSE (Ø 8 MM)
- SHOCK LENGTH**
DÄMPFEREINBAULÄNGE
- SHOCK TRAVEL**
DÄMPFERHUB
- FRONT FORK TRAVEL**
FEDERWEG VORNE
- REAR WHEEL TRAVEL**
FEDERWEG HINTEN
- STEM LENGTH**
VORBAULÄNGE
- HANDLEBAR WIDTH**
LENKERBREITE
- CRANK LENGTH**
KURBELLÄNGE
- SEATTUBE BOTTLE MOUNT**
FLASCHE SITTELROHR
- DOWNTUBE BOTTLE MOUNT**
FLASCHE UNTERROHR

	STL	CSL	TTL	HTL	HTA	STA	BB	WB	ST	RE	SOH														
SQUARE URBAN X7.8 AL U																									
S	470	455	580	160	70	73.5	60	1105	636	391	735	44 / 56	135/100	BSA 68	31.6	- / -	-	-	-	-	80	700	175	0.75	0.75
M	520	455	595	165	70	72.5	60	1108	641	393	770	44 / 56	135/100	BSA 68	31.6	- / -	-	-	-	-	80	700	175	0.75	0.75
L	570	455	610	185	71	72.5	60	1112	664	400	815	44 / 56	135/100	BSA 68	31.6	- / -	-	-	-	-	80	700	175	0.75	0.75
XL	620	455	625	205	71	72	60	1121	683	403	855	44 / 56	135/100	BSA 68	31.6	- / -	-	-	-	-	80	700	175	0.75	0.75
SQUARE URBAN X7.8 AL W																									
XS	420	455	560	150	70.5	73	60	1073	629	368	630	44 / 56	135/100	BSA 68	31.6	- / -	-	-	-	-	80	700	170	-	0.75
S	470	455	575	155	70.5	72	60	1076	634	369	625	44 / 56	135/100	BSA 68	31.6	- / -	-	-	-	-	80	700	170	-	0.75
M	520	455	590	170	70.5	72	60	1091	648	379	625	44 / 56	135/100	BSA 68	31.6	- / -	-	-	-	-	80	700	170	-	0.75
L	560	455	610	185	70.5	72	60	1112	662	395	625	44 / 56	135/100	BSA 68	31.6	- / -	-	-	-	-	80	700	170	-	0.75



urban gray / night black

28 AL



SQUARE URBAN X 7.8

SQUARE Urban AL	Gates Carbon Drive S150 46T	Justek 2059 HRN
GHOST AL Rigid	Gates Carbon Drive Polymer Ceramic 24	GHOST SQUARE Urban Carrier
Satori HL STEALTH 6 Dia. 31.8 mm	Shimano BR-M315 2/2 Piston 160 mm Disc	GHOST RG40
Satori Deviant Bow 700 mm Rise 12 mm Dia. 31.8 mm	Continental Contact Speed 37-622 // Continental Contact Speed 37-622	Supernova Tail Light
Ergon GP10	Rodi Excalibur XC 622x19 mm 32H // Rodi Excalibur XC 622x19 mm 32H	Supernova E3 Pure3
-	KT Dynamo Hub JH-KC6F QR	16358
-	Shimano Alfine SG-S7001-11 11-Speed	Thun Jive
Shimano Alfine SL	Satori HL Comet 31.6 mm	S-M-L-XL

SIZE	ARTICLE NUMBER
S	18SU2013
M	18SU2014
L	18SU2015
XL	18SU2016

PRICE / PREIS



SQUARE URBAN X 7.8

SQUARE Urban AL	Gates Carbon Drive S150 46T	Justek 2059 DRN
GHOST AL Rigid	Gates Carbon Drive Polymer Ceramic 24	GHOST SQUARE Urban Carrier
Satori HL STEALTH 6 Dia. 31.8 mm	Shimano BR-M315 2/2 Piston 160 mm Disc	GHOST RG40
Satori Deviant Bow 700 mm Rise 12 mm Dia. 31.8 mm	Continental Contact Speed 37-622 // Continental Contact Speed 37-622	Supernova Tail Light
Ergon GP10	Rodi Excalibur XC 622x19 mm 32H // Rodi Excalibur XC 622x19 mm 32H	Supernova E3 Pure3
-	KT Dynamo Hub JH-KC6F QR	16358
-	Shimano Alfine SG-S7001-11 11-Speed	Thun Jive
Shimano Alfine SL	Satori HL Comet 31.6 mm	XS-S-M-L

SIZE	ARTICLE NUMBER
XS	18SU4013
S	18SU4014
M	18SU4015
L	18SU4016

SQUARE^{URBAN}



CLEAN AND EASILY ACCESSIBLE CABLE ROUTING // SAUBERE ZUGVERLEGUNG, DIE TROTZDEM LEICHT ZUGÄNGLICH IST



SLEEK INTEGRATED SIDE BAG CARRIERS // NAHTLOS INTEGRIERTER SEITENTASCENTRÄGER



GEAR HUBS FOR LONG TERM RELIABILITY // NABENSCHALTUNGEN FÜR HÖCHSTE LANGLEBIGKEIT



- AL
- 28
- 0/0
- 
 BELT DRIVE
 34
- 
 INVISIBLE ROUTING
 12
- 
 BOTTLE CAGE READY
 20
- 
 I-LOW-CARRIER
 46
- 
 CAPSULED SHIFTING
 31
- 
 X-STRONG
 43

// COMMUTING / STYLISH

CHARACTERISTICS

With integrated carrier and fenders
Great equipment at an attractive pricepoint
Automatix or 8-speed Nexus drive system

TARGET GROUP // For athletic, trendy commuters in metropolitan areas

CHARAKTERISTIK

Mit integriertem Gepäckträger und Schutzblechen
Toll ausgestattet zum attraktiven Preis
Automatix oder 8-Gang Nexus-Antrieb

ZIELGRUPPE // Sportliche, designorientierte Biker im Großstadtdschungel



SPORT

LIFESTYLE



SPORTIVE

COMFORTABLE



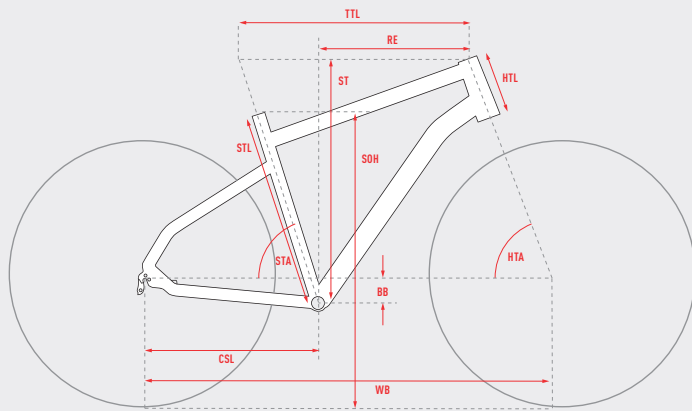
STYLISH

PRACTICAL



COMPLEX

EASY



ALL DIMENSIONS IN MM (EXCEPT HTA AND STA IN °)

ALLE MASSE IN MM (AUSNAHME HTA UND STA IN °)

- STL** SEAT TUBE LENGTH
SITZROHRLÄNGE
- CSL** CHAINSTAY LENGTH
KETTENSTREBENLÄNGE
- TTL** TOP TUBE LENGTH
OBERROHRLÄNGE
- HTL** HEADTUBE LENGTH
STEUERROHRLÄNGE
- HTA** HEADTUBE ANGLE
STEUERROHRWINKEL
- RE** REACH
- SOH** STANDOVER HEIGHT
ÜBERSTANDSHÖHE
- HEAD SET DIAMETER (UPPER / LOWER)**
STEUERSATZDURCHMESSER (OBEN / UNTEN)
- AXLE STANDARD (REAR / FRONT)**
ACHSENSTANDARD (HINTEN / VORNE)
- BOTTOM BRACKET STANDARD**
TRETLAGERSTANDARD
- SEAT POST DIAMETER**
SITTELSTÜTZENDURCHMESSER
- SHOCK HARDWARE (Ø 8 MM)**
DÄMPFERBUCHSENMASSE (Ø 8 MM)
- SHOCK LENGTH**
DÄMPFEREINBAULÄNGE
- SHOCK TRAVEL**
DÄMPFERHUB
- FRONT FORK TRAVEL**
FEDERWEG VORNE
- REAR WHEEL TRAVEL**
FEDERWEG HINTEN
- STEM LENGTH**
VORBAULÄNGE
- HANDLEBAR WIDTH**
LENKERBREITE
- CRANK LENGTH**
KURBELLÄNGE
- SEATTUBE BOTTLE MOUNT**
FLASCHE SITTELROHR
- DOWNTUBE BOTTLE MOUNT**
FLASCHE UNTERROHR

	STL	CSL	TTL	HTL	HTA	STA	BB	WB	ST	RE	SOH															
SQUARE URBAN 5.8 / 3.8 AL U																										
S	470	455	580	160	70	73.5	60	1105	636	391	735	44 / 56	135/100	BSA 68	31.6	- / -	-	-	-	-	-	80	700	175	0.75	0.75
M	520	455	595	165	70	72.5	60	1108	641	393	770	44 / 56	135/100	BSA 68	31.6	- / -	-	-	-	-	-	80	700	175	0.75	0.75
L	570	455	610	185	71	72.5	60	1112	664	400	815	44 / 56	135/100	BSA 68	31.6	- / -	-	-	-	-	-	80	700	175	0.75	0.75
XL	620	455	625	205	71	72	60	1121	683	403	855	44 / 56	135/100	BSA 68	31.6	- / -	-	-	-	-	-	80	700	175	0.75	0.75
SQUARE URBAN 5.8 / 3.8 AL W																										
XS	420	455	560	150	70.5	73	60	1073	629	368	630	44 / 56	135/100	BSA 68	31.6	- / -	-	-	-	-	-	80	700	170	-	0.75
S	470	455	575	155	70.5	72	60	1076	634	369	625	44 / 56	135/100	BSA 68	31.6	- / -	-	-	-	-	-	80	700	170	-	0.75
M	520	455	590	170	70.5	72	60	1091	648	379	625	44 / 56	135/100	BSA 68	31.6	- / -	-	-	-	-	-	80	700	170	-	0.75
L	560	455	610	185	70.5	72	60	1112	662	395	625	44 / 56	135/100	BSA 68	31.6	- / -	-	-	-	-	-	80	700	170	-	0.75



urban gray / iridium silver / night black

28 AL



SQUARE URBAN 5.8

SQUARE Urban AL	Gates Carbon Drive S150 46T	Justek 2059 HRN
GHOST AL Rigid	Gates Carbon Drive Polymer Ceramic 24	GHOST SQUARE Urban Carrier
Satori HL STEALTH 6 Dia. 31.8 mm	Shimano BR-M315 2/2 Piston 160 mm Disc	GHOST RG40
GHOST Low Rizer SQUARE 700 mm Rise 10 mm Dia. 31.8 mm	Continental Contact Speed 37-622 // Continental Contact Speed 37-622	16358
Ergon GP10	Rodi Excalibur XC 622x19 mm 32H // Rodi Excalibur XC 622x19 mm 32H	Thun Jive
-	Shimano HB-RM35 QR	S-M-L-XL
-	Shimano Nexus SG-C6000-8D 8-Speed	
Shimano Alfine SL	Satori HL Comet 31.6 mm	

SIZE	ARTICLE NUMBER
S	18SU2007
M	18SU2008
L	18SU2009
XL	18SU2010

PRICE / PREIS



SQUARE URBAN 5.8

🔗 SQUARE Urban AL	🔗 Gates Carbon Drive S150 46T	🔗 Justek 2059 DRN
🏠 GHOST AL Rigid	🎯 Gates Carbon Drive Polymer Ceramic 24	🏠 GHOST SQUARE Urban Carrier
🔗 Satori HL STEALTH 6 Dia. 31.8 mm	⚙️ Shimano BR-M315 2/2 Piston 160 mm Disc	🏠 GHOST RG40
📏 GHOST Low Rizer SQUARE 700 mm Rise 10 mm Dia. 31.8 mm	🌀 Continental Contact Speed 37-622 // Continental Contact Speed 37-622	🔗 16358
⚖️ Ergon GP10	🏠 Rodi Excalibur XC 622x19 mm 32H // Rodi Excalibur XC 622x19 mm 32H	🔗 Thun Jive
🔗 -	🔗 Shimano HB-RM35 QR	📏 XS-S-M-L
🔗 -	🔗 Shimano Nexus SG-C6000-8D 8-Speed	
🔗 Shimano Alfine SL	🔗 Satori HL Comet 31.6 mm	

SIZE	ARTICLE NUMBER
XS	18SU4007
S	18SU4008
M	18SU4009
L	18SU4010



SQUARE URBAN 3.8

🔗 SQUARE Urban AL	🔗 Gates Carbon Drive S150 46T	🔗 Justek 2059 HRN
🏠 GHOST AL Rigid	🎯 Gates Carbon Drive Polymer Ceramic 24	🏠 GHOST SQUARE Urban Carrier
🔗 Satori HL STEALTH 6 Dia. 31.8 mm	⚙️ Tektro HD-M285 2/2 Piston 160 mm Disc	🏠 GHOST RG40
📏 GHOST Low Rizer SQUARE 700 mm Rise 10 mm Dia. 31.8 mm	🌀 Continental Contact Speed 37-622 // Continental Contact Speed 37-622	🔗 16358
⚖️ Herrmans Klik	🏠 Rodi Excalibur XC 622x19 mm 32H // Rodi Excalibur XC 622x19 mm 32H	🔗 Thun Jive
🔗 -	🔗 Formula DC 20 QR	📏 S-M-L-XL
🔗 -	🔗 SRAM Automatix	
🔗 -	🔗 Satori HL Comet 31.6 mm	

SIZE	ARTICLE NUMBER
S	18SU2001
M	18SU2002
L	18SU2003
XL	18SU2004



SQUARE URBAN 3.8

SQUARE Urban AL	Gates Carbon Drive S150 46T	Justek 2059 DRN
GHOST AL Rigid	Gates Carbon Drive Polymer Ceramic 24	GHOST SQUARE Urban Carrier
Satori HL STEALTH 6 Dia. 31.8 mm	Tektro HD-M285 2/2 Piston 160 mm Disc	GHOST RG40
GHOST Low Rizer SQUARE 700 mm Rise 10 mm Dia. 31.8 mm	Continental Contact Speed 37-622 // Continental Contact Speed 37-622	16358
Herrmans Klik	Rodi Excalibur XC 622x19 mm 32H // Rodi Excalibur XC 622x19 mm 32H	Thun Jive
-	Formula DC 20 QR	XS-S-M-L
-	SRAM Automatix	
-	Satori HL Comet 31.6 mm	


SIZE	ARTICLE NUMBER
XS	18SU4001
S	18SU4002
M	18SU4003
L	18SU4004

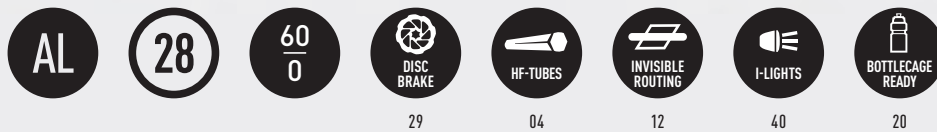
SQUARE^{CROSS}



STYLISH SQUARE PLATFORM DESIGN //
STYLISCHES DESIGN DER SQUARE-PLATTFORM 

FAST FITNESS BIKE FOR EASY OFF-ROAD TERRAIN //
SCHNELLES FITNESSBIKE FÜR LEICHTES OFFROAD-TERRAIN 

CLEAN CABLE ROUTING WITH EASY ACCESS //
SAUBERE ZUGVERLEGUNG, DIE TROTZDEM
LEICHT ZUGÄNGLICH IST 



29

04

12

40

20

// CROSS / FITNESS

CHARACTERISTICS

Athletic look and drive: definite mountain bike roots

Suspension forks for athletic operation also in easy terrain

TARGET GROUP // For all riders looking for the ideal combination of training tool and every-day bike

CHARAKTERISTIK

Sportiver Look und Antrieb: Wurzeln beim Mountainbike

Federgabeln für sportiven Einsatz auch in leichtem Gelände

ZIELGRUPPE // Für alle, die Trainingsgerät und Alltagsrad verbinden möchten



SPORT

LIFESTYLE



SPORTIVE

COMFORTABLE



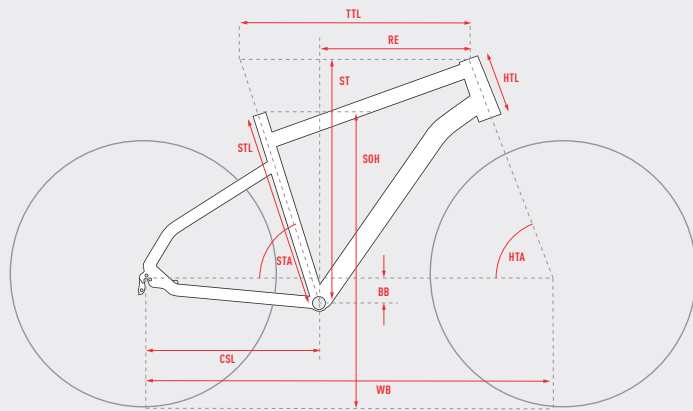
STYLISH

PRACTICAL



COMPLEX

EASY



ALL DIMENSIONS IN MM (EXCEPT HTA AND STA IN °)

ALLE MASSE IN MM (AUSNAHME HTA UND STA IN °)

- STL** SEAT TUBE LENGTH
SITZROHRLÄNGE
- CSL** CHAINSTAY LENGTH
KETTENSTREBENLÄNGE
- TTL** TOP TUBE LENGTH
OBERROHRLÄNGE
- HTL** HEADTUBE LENGTH
STEUERROHRLÄNGE
- HTA** HEADTUBE ANGLE
STEUERROHRWINKEL
- RE** REACH
- SOH** STANDOVER HEIGHT
ÜBERSTANDSHÖHE
- SOH** HEAD SET DIAMETER (UPPER / LOWER)
STEUERSATZDURCHMESSER (OBEN / UNTEN)
- BB** AXLE STANDARD (REAR / FRONT)
ACHSENSTANDARD (HINTEN / VORNE)
- BB** BOTTOM BRACKET STANDARD
TRETLAGERSTANDARD
- ST** SEAT POST DIAMETER
SITTELSTÜTZENDURCHMESSER
- SHOCK HARDWARE (Ø 8 MM)**
DÄMPFERBUCHSENMASSE (Ø 8 MM)
- SHOCK LENGTH**
DÄMPFEREINBAULÄNGE
- SHOCK TRAVEL**
DÄMPFERHUB
- FRONT FORK TRAVEL**
FEDERWEG VORNE
- REAR WHEEL TRAVEL**
FEDERWEG HINTEN
- STEM LENGTH**
VORBAULÄNGE
- HANDLEBAR WIDTH**
LENKERBREITE
- CRANK LENGTH**
KURBELLÄNGE
- SEAT TUBE BOTTLE MOUNT**
FLASCHE SITTELROHR
- DOWNTUBE BOTTLE MOUNT**
FLASCHE UNTERROHR

	STL	CSL	TTL	HTL	HTA	STA	BB	WB	ST	RE	SOH														
SQUARE CROSS 4.8 AL U																									
S	470	455	580	160	70	73.5	60	1105	636	391	735	44 / 56	135/100	BSA 68	31.6	- / -	-	-	65	-	80	680	175	0.75	0.75
M	520	455	595	165	70	72.5	60	1108	641	393	770	44 / 56	135/100	BSA 68	31.6	- / -	-	-	65	-	80	680	175	0.75	0.75
L	570	455	610	185	71	72.5	60	1112	664	400	815	44 / 56	135/100	BSA 68	31.6	- / -	-	-	65	-	80	680	175	0.75	0.75
XL	620	455	625	205	71	72	60	1121	683	403	855	44 / 56	135/100	BSA 68	31.6	- / -	-	-	65	-	80	680	175	0.75	0.75
SQUARE CROSS 4.8 AL W																									
XS	420	455	560	150	70.5	73	60	1073	629	368	630	44 / 56	135/100	BSA 68	31.6	- / -	-	-	65	-	80	680	175	-	0.75
S	470	455	575	155	70.5	72	60	1076	634	369	625	44 / 56	135/100	BSA 68	31.6	- / -	-	-	65	-	80	680	175	-	0.75
M	520	455	590	170	70.5	72	60	1091	648	379	625	44 / 56	135/100	BSA 68	31.6	- / -	-	-	65	-	80	680	175	-	0.75
L	560	455	610	185	70.5	72	60	1112	662	395	625	44 / 56	135/100	BSA 68	31.6	- / -	-	-	65	-	80	680	175	-	0.75
SQUARE CROSS 2.8 AL U																									
S	470	455	580	160	70	73.5	60	1105	636	391	735	44 / 56	135/100	BSA 68	31.6	- / -	-	-	63	-	80	680	170	0.75	0.75
M	520	455	595	165	70	72.5	60	1108	641	393	770	44 / 56	135/100	BSA 68	31.6	- / -	-	-	63	-	80	680	170	0.75	0.75
L	570	455	610	185	71	72.5	60	1112	664	400	815	44 / 56	135/100	BSA 68	31.6	- / -	-	-	63	-	80	680	170	0.75	0.75
XL	620	455	625	205	71	72	60	1121	683	403	855	44 / 56	135/100	BSA 68	31.6	- / -	-	-	63	-	80	680	170	0.75	0.75
SQUARE CROSS 2.8 AL W																									
XS	420	455	560	150	70.5	73	60	1073	629	368	630	44 / 56	135/100	BSA 68	31.6	- / -	-	-	63	-	80	680	170	-	0.75
S	470	455	575	155	70.5	72	60	1076	634	369	625	44 / 56	135/100	BSA 68	31.6	- / -	-	-	63	-	80	680	170	-	0.75
M	520	455	590	170	70.5	72	60	1091	648	379	625	44 / 56	135/100	BSA 68	31.6	- / -	-	-	63	-	80	680	170	-	0.75
L	560	455	610	185	70.5	72	60	1112	662	395	625	44 / 56	135/100	BSA 68	31.6	- / -	-	-	63	-	80	680	170	-	0.75
SQUARE CROSS 1.8 AL U																									
S	470	455	580	160	70	73.5	60	1105	636	391	735	44 / 56	135/100	BSA 68	31.6	- / -	-	-	63	-	75	680	175	0.75	0.75
M	520	455	595	165	70	72.5	60	1108	641	393	770	44 / 56	135/100	BSA 68	31.6	- / -	-	-	63	-	75	680	175	0.75	0.75
L	570	455	610	185	71	72.5	60	1112	664	400	815	44 / 56	135/100	BSA 68	31.6	- / -	-	-	63	-	75	680	175	0.75	0.75
XL	620	455	625	205	71	72	60	1121	683	403	855	44 / 56	135/100	BSA 68	31.6	- / -	-	-	63	-	75	680	175	0.75	0.75
SQUARE CROSS 1.8 AL W																									
XS	420	455	560	150	70.5	73	60	1073	629	368	630	44 / 56	135/100	BSA 68	31.6	- / -	-	-	63	-	75	680	175	-	0.75
S	470	455	575	155	70.5	72	60	1076	634	369	625	44 / 56	135/100	BSA 68	31.6	- / -	-	-	63	-	75	680	175	-	0.75
M	520	455	590	170	70.5	72	60	1091	648	379	625	44 / 56	135/100	BSA 68	31.6	- / -	-	-	63	-	75	680	175	-	0.75
L	560	455	610	185	70.5	72	60	1112	662	395	625	44 / 56	135/100	BSA 86	31.6	- / -	-	-	63	-	75	680	175	-	0.75



riot red / jet black / star white

28 AL



SQUARE CROSS 4.8

SQUARE Cross AL	SRAM NX Eagle	Formula DC 22 QR
Rock Shox Paragon Gold RL Solo Air 65 mm	SRAM NX Eagle 34	Satori HL Comet 31.6 mm
Satori HL Stealth 6 31.8 mm	SRAM PG-1230 11-50	Justek 3050 HRN
GHOST Low Rizer SQUARE 680 mm Rise 25 mm Dia. 31.8 mm	Tektro HD-M285 2/2 Piston 160 mm Disc	14106
Ergon GP10	Continental AT Ride 42-622 // Continental AT Ride 42-622	SRAM BB DUB BSA
SRAM NX Eagle 12-S	Rodi Excalibur XC 622x19 mm 32H // Rodi Excalibur XC 622x19 mm 32H	EZ1954
-	Formula DC 20 QR	S-M-L-XL

SIZE	ARTICLE NUMBER
S	86SC1013
M	86SC1014
L	86SC1015
XL	86SC1016

PRICE / PREIS



SQUARE CROSS 4.8

🔗 SQUARE Cross AL	🔋 SRAM NX Eagle	⚙️ Formula DC 22 QR
🏠 Rock Shox Paragon Gold RL Solo Air 65 mm	🔗 SRAM NX Eagle 34	🔧 Satori HL Comet 31.6 mm
🔗 Satori HL Stealth 6 31.8 mm	🔋 SRAM PG-1230 11-50	🔧 Justek 3050 DRN
📏 GHOST Low Rizer SQUARE 680 mm Rise 25 mm Dia. 31.8 mm	🔋 Tektro HD-M285 2/2 Piston 160 mm Disc	🔋 14106
🔧 Ergon GP10	🔋 Continental AT Ride 42-622 // Continental AT Ride 42-622	🔧 SRAM BB DUB BSA
🔗 SRAM NX Eagle 12-S	🔗 Rodi Excalibur XC 622x19 mm 32H // Rodi Excalibur XC 622x19 mm 32H	🔧 EZ1954
🔗 -	⚙️ Formula DC 20 QR	🔗 XS-S-M-L

SIZE	ARTICLE NUMBER
XS	86SC2013
S	86SC2014
M	86SC2015
L	86SC2016



SQUARE CROSS 2.8

🔗 SQUARE Cross AL	🔋 Shimano Deore SL-M6000	⚙️ Formula DC 22 QR
🏠 SR Suntour SF16 NEX HLO-DS 63 mm	🔗 Shimano FC-T551 48-36-26	🔧 Satori HL Comet 31.6 mm
🔗 Satori HL Stealth 6 31.8 mm	🔋 Shimano CS-HG-50-10 11-36	🔧 Justek 3050 HRN
📏 GHOST Low Rizer SQUARE 680 mm Rise 25 mm Dia. 31.8 mm	🔋 Tektro HD-M285 2/2 Piston 160 mm Disc	🔋 14106
🔧 Ergon GP10	🔋 Continental AT Ride 42-622 // Continental AT Ride 42-622	🔧 Shimano BB-ES300
🔗 Shimano XT RD-M781 10-S Shadow Profile	🔗 Rodi Excalibur XC 622x19 mm 32H // Rodi Excalibur XC 622x19 mm 32H	🔧 EZ1954
🔗 Shimano Deore FD-T6000	⚙️ Formula DC 20 QR	🔗 S-M-L-XL

SIZE	ARTICLE NUMBER
S	86SC1007
M	86SC1008
L	86SC1009
XL	86SC1010



SQUARE CROSS 2.8

SQUARE Cross AL	Shimano Deore SL-M6000	Formula DC 22 QR
SR Suntour SF16 NEX HLO-DS 63 mm	Shimano FC-T551 48-36-26	Satori HL Comet 31.6 mm
Satori HL Stealth 6 31.8 mm	Shimano CS-HG-50-10 11-36	Justek 3050 DRN
GHOST Low Rizer SQUARE 680 mm Rise 25 mm Dia. 31.8 mm	Tektro HD-M285 2/2 Piston 160 mm Disc	14106
Ergon GP10	Continental AT Ride 42-622 // Continental AT Ride 42-622	Shimano BB-ES300
Shimano XT RD-M781 10-S Shadow Profile	Rodi Excalibur XC 622x19 mm 32H // Rodi Excalibur XC 622x19 mm 32H	EZ1954
Shimano Deore FD-T6000	Formula DC 20 QR	XS-S-M-L

SIZE	ARTICLE NUMBER
XS	86SC2007
S	86SC2008
M	86SC2009
L	86SC2010



SQUARE CROSS 1.8

SQUARE Cross AL	Shimano Altus SL-M2000	Formula DC 22 QR
SR Suntour SF14 NEX DS-700C 63 mm	Shimano FC-M371 48-36-26	GHOST SP-DC1 31.6 mm
GHOST SQUARE Dia. 31.8 mm	Shimano CS-HG-200-9 11-34	Justek 3050 HRN
GHOST Low Rizer SQUARE 680 mm Rise 25 mm Dia. 31.8 mm	Tektro HD-M285 2/2 Piston 160 mm Disc	14106
Ergon GP10	Continental AT Ride 42-622 // Continental AT Ride 42-622	Thun Jive
Shimano Altus RD-M2000 9-S Shadow Design	Rodi Excalibur XC 622x19 mm 32H // Rodi Excalibur XC 622x19 mm 32H	EZ1954
Shimano Altus FD-M370	Formula DC 20 QR	S-M-L-XL

SIZE	ARTICLE NUMBER
S	86SC1001
M	86SC1002
L	86SC1003
XL	86SC1004

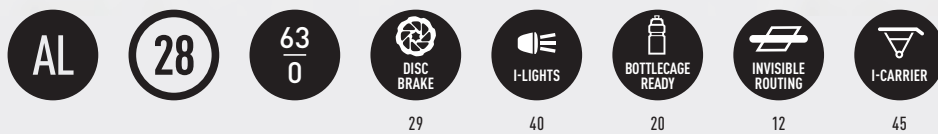


SQUARE CROSS 1.8

SQUARE Cross AL	Shimano Altus SL-M2000	Formula DC 22 QR
SR Suntour SF14 NEX DS-700C 63 mm	Shimano FC-M371 48-36-26	GHOST SP-DC1 31.6 mm
GHOST SQUARE Dia. 31.8 mm	Shimano CS-HG-200-9 11-34	Justek 3050 DRN
GHOST Low Rizer SQUARE 680 mm Rise 25 mm Dia. 31.8 mm	Tektro HD-M285 2/2 Piston 160 mm Disc	14106
Ergon GP10	Continental AT Ride 42-622 // Continental AT Ride 42-622	Thun Jive
Shimano Altus RD-M2000 9-S Shadow Design	Rodi Excalibur XC 622x19 mm 32H // Rodi Excalibur XC 622x19 mm 32H	EZ1954
Shimano Altus FD-M370	Formula DC 20 QR	XS-S-M-L

SIZE	ARTICLE NUMBER
XS	86SC2001
S	86SC2002
M	86SC2003
L	86SC2004

SQUARE TREKKING



// TREKKING / LEISURE

CHARACTERISTICS

All models fully equipped including hub dynamo
 High-quality trekking bike with comfortable contact points
 New: completely redesigned carrier

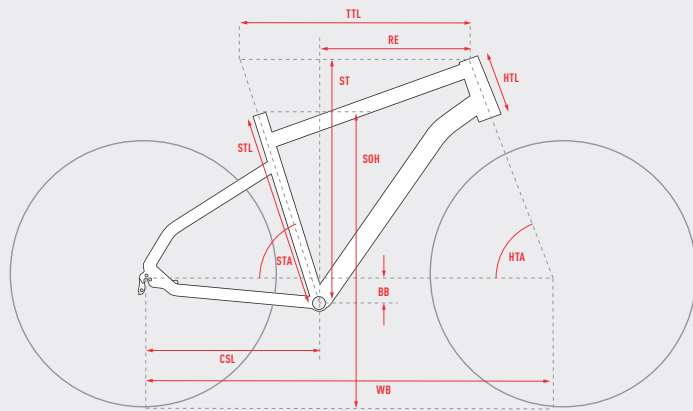
TARGET GROUP // Comfort-oriented trekking riders with a sense of appreciation for design

CHARAKTERISTIK

Alle Modelle mit Vollausstattung und Nabendynamo
 Hochwertiges Trekkingrad mit komfortablen Kontaktpunkten
 Neu: komplett überarbeiteter Gepäckträger

ZIELGRUPPE // Komfortorientierte Trekkingfahrer mit Sinn für Design





ALL DIMENSIONS IN MM (EXCEPT HTA AND STA IN °)

ALLE MASSE IN MM (AUSNAHME HTA UND STA IN °)

- STL** SEAT TUBE LENGTH
SITZROHRLÄNGE
- CSL** CHAINSTAY LENGTH
KETTENSTREBENLÄNGE
- TTL** TOP TUBE LENGTH
OBERROHRLÄNGE
- HTL** HEADTUBE LENGTH
STEUERROHRLÄNGE
- HTA** HEADTUBE ANGLE
STEUERROHRWINKEL
- RE** REACH
- SOH** STANDOVER HEIGHT
ÜBERSTANDSHÖHE
- SO** HEAD SET DIAMETER (UPPER / LOWER)
STEUERSATZDURCHMESSER (OBEN / UNTEN)
- BB** AXLE STANDARD (REAR / FRONT)
ACHSENSTANDARD (HINTEN / VORNE)
- WB** BOTTOM BRACKET STANDARD
TRETLAGERSTANDARD
- STA** SEAT POST DIAMETER
SITZSTÜTZENDURCHMESSER
- SHOCK HARDWARE (Ø 8 MM)**
DÄMPFERBUCHSENMASSE (Ø 8 MM)
- SHOCK LENGTH**
DÄMPFEREINBAULÄNGE
- SHOCK TRAVEL**
DÄMPFERHUB
- FRONT FORK TRAVEL**
FEDERWEG VORNE
- REAR WHEEL TRAVEL**
FEDERWEG HINTEN
- STEM LENGTH**
VORBAULÄNGE
- HANDLEBAR WIDTH**
LENKERBREITE
- CRANK LENGTH**
KURBELLÄNGE
- SEATTUBE BOTTLE MOUNT**
FLASCHE SÄTTELROHR
- DOWNTUBE BOTTLE MOUNT**
FLASCHE UNTERROHR



























	STL	CSL	TTL	HTL	HTA	STA	BB	WB	ST	RE	SOH														
SQUARE TREKKING 6.8 AL U																									
S	470	455	580	160	70	73.5	60	1105	636	391	735	44 / 56	135/100	BSA 68	31.6	- / -	-	-	63	-	80	680	175	0.75	0.75
M	520	455	595	165	70	72.5	60	1108	641	393	770	44 / 56	135/100	BSA 68	31.6	- / -	-	-	63	-	80	680	175	0.75	0.75
L	570	455	610	185	71	72.5	60	1112	664	400	815	44 / 56	135/100	BSA 68	31.6	- / -	-	-	63	-	80	680	175	0.75	0.75
XL	620	455	625	205	71	72	60	1121	683	403	855	44 / 56	135/100	BSA 68	31.6	- / -	-	-	63	-	80	680	175	0.75	0.75
SQUARE TREKKING 6.8 AL W																									
XS	420	455	560	150	70.5	73	60	1073	629	368	630	44 / 56	135/100	BSA 68	31.6	- / -	-	-	63	-	80	680	175	-	0.75
S	470	455	575	155	70.5	72	60	1076	634	369	625	44 / 56	135/100	BSA 68	31.6	- / -	-	-	63	-	80	680	175	-	0.75
M	520	455	590	170	70.5	72	60	1091	648	379	625	44 / 56	135/100	BSA 68	31.6	- / -	-	-	63	-	80	680	175	-	0.75
L	560	455	610	185	70.5	72	60	1112	662	395	625	44 / 56	135/100	BSA 68	31.6	- / -	-	-	63	-	80	680	175	-	0.75
SQUARE TREKKING 4.8 / 2.8 AL U																									
S	470	455	580	160	70	73.5	60	1105	636	391	735	44 / 56	135/100	BSA 68	31.6	- / -	-	-	63	-	75	680	175	0.75	0.75
M	520	455	595	165	70	72.5	60	1108	641	393	770	44 / 56	135/100	BSA 68	31.6	- / -	-	-	63	-	75	680	175	0.75	0.75
L	570	455	610	185	71	72.5	60	1112	664	400	815	44 / 56	135/100	BSA 68	31.6	- / -	-	-	63	-	75	680	175	0.75	0.75
XL	620	455	625	205	71	72	60	1121	683	403	855	44 / 56	135/100	BSA 68	31.6	- / -	-	-	63	-	75	680	175	0.75	0.75
SQUARE TREKKING 4.8 / 2.8 AL W																									
XS	420	455	560	150	70.5	73	60	1073	629	368	630	44 / 56	135/100	BSA 68	31.6	- / -	-	-	63	-	75	680	175	-	0.75
S	470	455	575	155	70.5	72	60	1076	634	369	625	44 / 56	135/100	BSA 68	31.6	- / -	-	-	63	-	75	680	175	-	0.75
M	520	455	590	170	70.5	72	60	1091	648	379	625	44 / 56	135/100	BSA 68	31.6	- / -	-	-	63	-	75	680	175	-	0.75
L	560	455	610	185	70.5	72	60	1112	662	395	625	44 / 56	135/100	BSA 68	31.6	- / -	-	-	63	-	75	680	175	-	0.75



ext gold / jet black / star white



SQUARE TREKKING 6.8

 SQUARE Trekking AL	 Shimano CS-HG50-10 11-36	 GHOST RG40
 SR Suntour NCX D LO Air 63 mm	 Tektro HD-M285 2/2 Piston 160 mm Disc	 Pletscher Zoom
 Satori HL Stealth 6 31.8 mm	 Continental Contact Plus 42-622 // Continental Contact Plus 42-622	 Busch & Müller Toplight 2C Plus
 Satori Deviant Bow 680 mm Rise 12 mm Dia. 31.8 mm	 Rodi Excalibur XC 622x19 mm 32H // Rodi Excalibur XC 622x19 mm 32H	 Busch & Müller Lumotec UPP N
 Ergon GP10	 Shimano Hub Dynamo DH-3D32-QR	 14106
 Shimano XT RD-M781 10-S	 Formula DC 22 QR	 Shimano SM-BB52
 Shimano Deore FD-T6000	 Satori HL Comet 31.6 mm	 EZ1954
 Shimano Deore SL-M610	 Justek 3050 HRN	 S-M-L-XL
 Shimano FC-T551 48-36-26	 GHOST SQUARE Trekking Carrier	

SIZE	ARTICLE NUMBER
S	86ST1013
M	86ST1014
L	86ST1015
XL	86ST1016



SQUARE TREKKING 6.8

SQUARE Trekking AL	Shimano CS-HG50-10 11-36	GHOST RG40
SR Suntour NCX D LO Air 63 mm	Tektro HD-M285 2/2 Piston 160 mm Disc	Pletscher Zoom
Satori HL Stealth 6 31.8 mm	Continental Contact Plus 42-622 // Continental Contact Plus 42-622	Busch & Müller Toplight 2C Plus
Satori Deviant Bow 680 mm Rise 12 mm Dia. 31.8 mm	Rodi Excalibur XC 622x19 mm 32H // Rodi Excalibur XC 622x19 mm 32H	Busch & Müller Lumotec UPP N
Ergon GP10	Shimano Hub Dynamo DH-3D32-QR	14106
Shimano XT RD-M781 10-S	Formula DC 22 QR	Shimano SM-BB52
Shimano Deore FD-T6000	Satori HL Comet 31.6 mm	EZ1954
Shimano Deore SL-M610	Justek 3050 DRN	XS-S-M-L
Shimano FC-T551 48-36-26	GHOST SQUARE Trekking Carrier	

SIZE	ARTICLE NUMBER
XS	86ST2013
S	86ST2014
M	86ST2015
L	86ST2016



SQUARE TREKKING 4.8

SQUARE Trekking AL	Shimano CS-HG-200-9 11-34	GHOST RG40
SR Suntour SF16 NEX HLO-DS 63 mm	Tektro HD-M285 2/2 Piston 160 mm Disc	Pletscher Zoom
GHOST SQUARE Dia. 31.8 mm	Continental Contact Plus 42-622 // Continental Contact Plus 42-622	Busch & Müller Toplight 2C Plus
GHOST Low Rizer SQUARE 680 mm Rise 25 mm Dia. 31.8 mm	Rodi Excalibur XC 622x19 mm 32H // Rodi Excalibur XC 622x19 mm 32H	Busch & Müller Lumotec UPP N
Herrmans Grip Klik	Shimano Hub Dynamo DH-3D32-QR	14106
Shimano XT RD-M772 9-S	Formula DC 22 QR	Thun Jive
Shimano Alivio FD-T4000	GHOST SP-DC1 31.6 mm	EZ1954
Shimano Altus SL-M2000	Justek 3050 HRN	S-M-L-XL
Shimano FC-M371 48-36-26	GHOST SQUARE Trekking Carrier	

SIZE	ARTICLE NUMBER
S	86ST1007
M	86ST1008
L	86ST1009
XL	86ST1010



SQUARE TREKKING 4.8

SQUARE Trekking AL	Shimano CS-HG-200-9 11-34	GHOST RG40
SR Suntour SF16 NEX HLO-DS 63 mm	Tektro HD-M285 2/2 Piston 160 mm Disc	Pletscher Zoom
GHOST SQUARE Dia. 31.8 mm	Continental Contact Plus 42-622 // Continental Contact Plus 42-622	Busch & Müller Toplight 2C Plus
GHOST Low Rizer SQUARE 680 mm Rise 25 mm Dia. 31.8 mm	Rodi Excalibur XC 622x19 mm 32H // Rodi Excalibur XC 622x19 mm 32H	Busch & Müller Lumotec UPP N
Herrmans Grip Cltik	Shimano Hub Dynamo DH-3D32-QR	14106
Shimano XT RD-M772 9-S	Formula DC 22 QR	Thun Jive
Shimano Alivio FD-T4000	GHOST SP-DC1 31.6 mm	EZ1954
Shimano Altus SL-M2000	Justek 3050 DRN	XS-S-M-L
Shimano FC-M371 48-36-26	GHOST SQUARE Trekking Carrier	

SIZE	ARTICLE NUMBER
XS	86ST2007
S	86ST2008
M	86ST2009
L	86ST2010



SQUARE TREKKING 2.8

SQUARE Trekking AL	Shimano CS-HG31 11-30	GHOST RG40
SR Suntour SF14 NEX DS 63 mm	Tektro HD-M285 2/2 Piston 160 mm Disc	Pletscher Zoom
GHOST SQUARE Dia. 31.8 mm	Continental Contact Plus 42-622 // Continental Contact Plus 42-622	Spanninga Vivo XDS
GHOST Low Rizer SQUARE 680 mm Rise 25 mm Dia. 31.8 mm	Rodi Excalibur XC 622x19 mm 32H // Rodi Excalibur XC 622x19 mm 32H	Spanninga Brio XDO
Herrmans Ergo Grip	Shimano Hub Dynamo DH-3D32-QR	14106
Shimano Altus RD-M310 8-S	Formula DC 22 QR	Thun Jive
Shimano FD-TX800	GHOST SP-DC1 31.6 mm	EZ1954
Shimano SL-M310	Justek 3050 HRN	S-M-L-XL
Shimano Tourney FC-TX801 48-38-28	GHOST SQUARE Trekking Carrier	

SIZE	ARTICLE NUMBER
S	86ST1001
M	86ST1002
L	86ST1003
XL	86ST1004




SQUARE TREKKING 2.8

📏 SQUARE Trekking AL	🌀 Shimano CS-HG31 11-30	🛞 GHOST RG40
🏠 SR Suntour SF14 NEX DS 63 mm	🌀 Tektro HD-M285 2/2 Piston 160 mm Disc	🔧 Pletscher Zoom
🔗 GHOST SQUARE Dia. 31.8 mm	🌀 Continental Contact Plus 42-622 // Continental Contact Plus 42-622	🔊 Spanninga Vivo XDS
📏 GHOST Low Rizer SQUARE 680 mm Rise 25 mm Dia. 31.8 mm	🌀 Rodi Excalibur XC 622x19 mm 32H // Rodi Excalibur XC 622x19 mm 32H	🔊 Spanninga Brio XDO
🔧 Herrmans Ergo Grip	🔧 Shimano Hub Dynamo DH-3D32-QR	🌀 14106
🔧 Shimano Altus RD-M310 8-S	🔧 Formula DC 22 QR	🔧 Thun Jive
🔧 Shimano FD-TX800	🔧 GHOST SP-DC1 31.6 mm	🔧 EZ1954
🔧 Shimano SL-M310	🔧 Justek 3050 DRN	📏 XS-S-M-L
🔧 Shimano Tourney FC-TX801 48-38-28	🔧 GHOST SQUARE Trekking Carrier	

SIZE	ARTICLE NUMBER
XS	86ST2001
S	86ST2002
M	86ST2003
L	86ST2004

LECTOR^{KID}



// KIDS / EFFICIENT

CHARACTERISTICS

Compact frame for optimum agility and playful riding characteristics

Child-appropriate package with ergonomically optimized equipment

Intuitive handling, easy to use components, full focus on riding

Lightweight and stiff for optimum pedaling efficiency of the young and wild

TARGET GROUP // For young upcoming talents and the future heroes of racing

CHARAKTERISTIK

Kompakter Rahmen für beste Wendigkeit und spielerisches Fahrverhalten

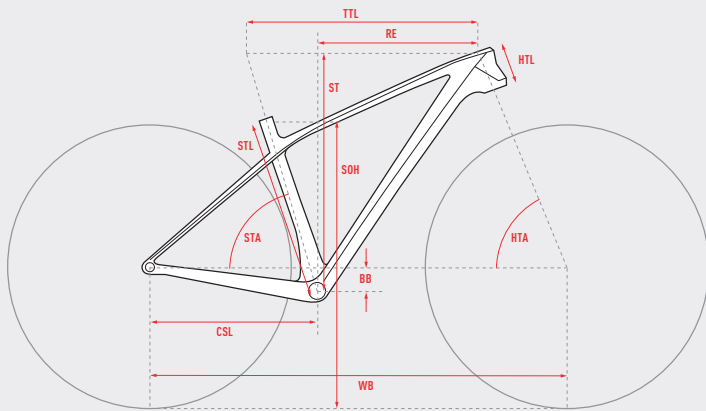
Kindgerechtes Gesamtpaket mit ergonomisch optimierter Ausstattung

Intuitives Handling mit unkomplizierten Bedienelementen für vollen Fokus auf die Strecke

Leicht und steif für bestmögliche Treteffizienz der jungen Wilden

ZIELGRUPPE // Heranwachsende Talente und die zukünftigen Helden des Rennsports





ALL DIMENSIONS IN MM (EXCEPT HTA AND STA IN °)

ALLE MASSE IN MM (AUSNAHME HTA UND STA IN °)

- STL** SEAT TUBE LENGTH
SITZROHRLÄNGE
- CSL** CHAINSTAY LENGTH
KETTENSTREBENLÄNGE
- TTL** TOP TUBE LENGTH
OBERROHRLÄNGE
- HTL** HEADTUBE LENGTH
STEUERROHRLÄNGE
- HTA** HEADTUBE ANGLE
STEUERROHRWINKEL
- RE** REACH
- SOH** STANDOVER HEIGHT
ÜBERSTANDSHÖHE
- HEAD SET DIAMETER (UPPER / LOWER)**
STEUERSATZDURCHMESSER (OBEN / UNTEN)
- AXLE STANDARD (REAR / FRONT)**
ACHSENSTANDARD (HINTEN / VORNE)
- BOTTOM BRACKET STANDARD**
TRETLAGERSTANDARD
- SEAT POST DIAMETER**
SITTELSTÜTZENDURCHMESSER
- SHOCK HARDWARE (Ø 8 MM)**
DÄMPFERBUCHSENMASSE (Ø 8 MM)
- SHOCK LENGTH**
DÄMPFEREINBAULÄNGE
- SHOCK TRAVEL**
DÄMPFERHUB
- FRONT FORK TRAVEL**
FEDERWEG VORNE
- REAR WHEEL TRAVEL**
FEDERWEG HINTEN
- STEM LENGTH**
VORBAULÄNGE
- HANDLEBAR WIDTH**
LENKERBREITE
- CRANK LENGTH**
KURBELLÄNGE
- SEATTUBE BOTTLE MOUNT**
FLASCHE SITTELROHR
- DOWNTUBE BOTTLE MOUNT**
FLASCHE UNTERROHR

	STL	CSL	TTL	HTL	HTA	STA	BB	WB	ST	RE	SOH													ST	DT
LECTOR 1.6 LCU																									
XS	380	423	550	100.5	69.5	74.6	51	1052	576	391	650	44 / 56	142/100	Pressfit 92	31.6	- / -	-	-	100	-	35	680	155	-	0.75






















riot red / jet black

26 LC



LECTOR KID 1.6

 LECTOR LC	 SRAM NX	 Fizik Antares R7
 XFusion Velvet RL2 100 mm	 GHOST 28T	 16012
 GND 51 Stem 45 mm / 31.8 mm	 Sunrace MS8-E 11-46	 Pressfit
 GND 51 Race 680 mm 31.8 mm	 Tektro HD-M282 2/2 Piston 160 mm Disc	 FRHG0021
 Ergon GA 20	 Mitas SCYLLA 26 x 2.25 // Mitas SCYLLA 26 x 2.25	 XS
 SRAM NX 11-S	 Rodi Wheelset 26 25 mm // Rodi Wheelset 26 25 mm	
 -	 GND 51 RACE Seatpost 31.6 mm 350 mm	

SIZE

ARTICLE NUMBER

XS

86LE4001

PRICE / PREIS

ASKET KID



FRAME ALSO ACCOMMODATES 27.5" WHEELS // RAHMEN LÄSST SICH AUCH MIT 27,5"-RÄDERN AUFBAUEN 

 ASKET TRAIL GEOMETRY FOR PERFECT ALLROUND QUALITIES // ASKET TRAIL-GEOMETRIE FÜR PERFERKE ALLROUND-EIGENSCHAFTEN

 26" WHEELS FOR MAXIMUM AGILITY // 26"-LAUFRÄDER FÜR HÖCHSTE AGILITÄT

 SMALL CHAINRING FOR EASY, CHILD-FRIENDLY PEDALING // KLEINES KETTENBLATT FÜR LEICHTES, KINDGERECHTES PEDALIEREN



// KIDS / FUN

CHARACTERISTICS

26" for kids and teenagers: can be used as dirt and pumptrack bike
 Fun-focused hardtail: offers a great value
 Enormously versatile hardtail with no boundaries
 Great durability through smart engineering and long-lasting design

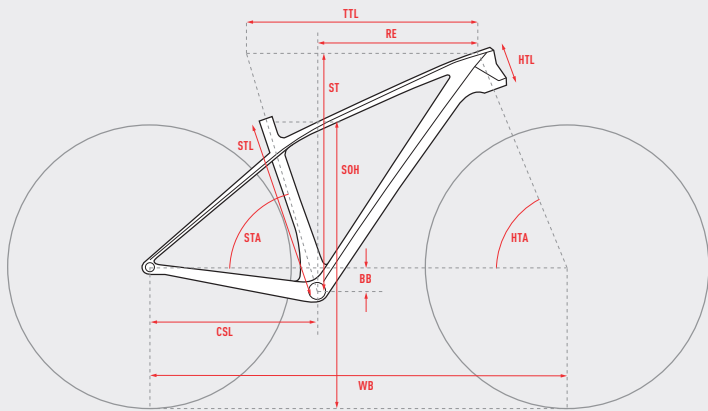
TARGET GROUP // For kids and teens looking for a versatile bike

CHARAKTERISTIK

26" für Kinder und Jugendliche: auch nutzbar für Dirt und Pumptrack
 Fun-orientiertes Hardtail: bietet viel und schont den Geldbeutel
 Enorm vielseitiges Hardtail ohne Grenzen
 Besonders robuste Konstruktion für ausgesprochen gute Langlebigkeit

ZIELGRUPPE // Für Kinder und Jugendliche, die ein vielseitiges Bike suchen





ALL DIMENSIONS IN MM (EXCEPT HTA AND STA IN °)

ALLE MASSE IN MM (AUSNAHME HTA UND STA IN °)

- STL** SEAT TUBE LENGTH
SITZROHRLÄNGE
- CSL** CHAINSTAY LENGTH
KETTENSTREBENLÄNGE
- TTL** TOP TUBE LENGTH
OBERROHRLÄNGE
- HTL** HEADTUBE LENGTH
STEUERROHRLÄNGE
- HTA** HEADTUBE ANGLE
STEUERROHRWINKEL
- RE** REACH
- SOH** STANDOVER HEIGHT
ÜBERSTANDSHÖHE
- HD** HEAD SET DIAMETER (UPPER / LOWER)
STEUERSATZDURCHMESSER (OBEN / UNTEN)
- AS** AXLE STANDARD (REAR / FRONT)
ACHSENSTANDARD (HINTEN / VORNE)
- BS** BOTTOM BRACKET STANDARD
TRETLAGERSTANDARD
- SD** SEAT POST DIAMETER
SITTELSTÜTZENDURCHMESSER
- DH** SHOCK HARDWARE (Ø 8 MM)
DÄMPFERBUCHSENMASSE (Ø 8 MM)
- DL** SHOCK LENGTH
DÄMPFEREINBAULÄNGE
- DH** SHOCK TRAVEL
DÄMPFERHUB
- FR** FRONT FORK TRAVEL
FEDERWEG VORNE
- RR** REAR WHEEL TRAVEL
FEDERWEG HINTEN
- SL** STEM LENGTH
VORBAULÄNGE
- HW** HANDLEBAR WIDTH
LENKERBREITE
- KL** CRANK LENGTH
KURBELLENGE
- ST** SEATTUBE BOTTLE MOUNT
FLASCHE SITTELROHR
- DT** DOWNTUBE BOTTLE MOUNT
FLASCHE UNTERROHR

	STL	CSL	TTL	HTL	HTA	STA	BB	WB	ST	RE	SOH	HD	AS	BS	SD	DH	DL	FR	RR	SL	HW	KL	ST	DT	
ASKET 4.6 AL U																									
M	380	430	587	110	66.8	74.3	47	1124	601	418	677	44 / 56	148/110	Pressfit 92	31.6	- / -	-	-	120	-	35	640	155	-	0.75
























riot red / night black / star white

26 AL



ASKET KID 4.6

 ASKET AL	 Shimano Deore SL-M6000	 Formula DC-1248 12x148 mm
 SR Suntour Raidon XC LO R 120 mm	 GHOST 28T	 GHOST Light DC 1 31.6 mm
 GHOST MTB Dia. 31.8 mm	 Shimano CS-HG500-10 11-42	 SDG Fly JR
 GHOST Low Rizer MTB 640 mm Rise 15 mm Dia. 31.8 mm	 Tektro HD-M282 2/2 Piston 180 / 160 mm Disc	 16012
 GHOST Grip with lock ring single	 WTb Vigilante Comp 26x2.3 // WTb Trail Boss 26x2.25	 SAMOX BB9201 Pressfit
 Shimano Deore RD-M6000 10-Speed	 WTb XC i25 559x25 mm 32H // WTb XC i25 559x25 mm 32H	 FRHG0022
 -	 Formula DC-51 15 x 100 mm	 S

SIZE


ARTICLE NUMBER

S

18AS4001

PRICE / PREIS



POPULAR GEOMETRY // BELIEBTE GEOMETRIE 

 CHILD-FRIENDLY EQUIPMENT // ANGENEHME AUSSTATTUNG FÜR KINDER

 NEW DESIGNS // NEUE DESIGNS

AL

24|20

50
0

 GHOST FORK

09

 BOTTLE CAGE READY

20

 HF-TUBES

04

// KIDS / PLAYFUL

CHARACTERISTICS

Trusted kid frame, matches the adult models perfectly

Child-friendly saddles and components

24" and 20" models

24" also available with disc brakes

TARGET GROUP // Kids who want to try the first longer tours with their families

CHARAKTERISTIK

Bewährter Kinderrahmen, passt perfekt zu den Erwachsenenmodellen

Kindgerechte Sättel und Anbauteile

24"- und 20"-Modelle

24" auch mit Scheibenbremsen erhältlich

ZIELGRUPPE // Kinder, die mit der Familie die ersten längeren Touren angehen möchten



DOWNHILL

UPHILL



SPEED

PLAYFUL



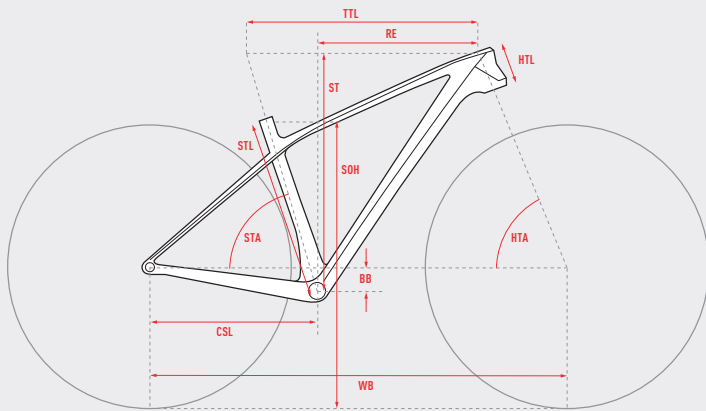
TOUGH

LIGHTWEIGHT



COMPLEX

EASY



ALL DIMENSIONS IN MM (EXCEPT HTA AND STA IN °)

ALLE MASSE IN MM (AUSNAHME HTA UND STA IN °)

- STL** SEAT TUBE LENGTH
SITZROHRLÄNGE
- CSL** CHAINSTAY LENGTH
KETTENSTREBENLÄNGE
- TTL** TOP TUBE LENGTH
OBERROHRLÄNGE
- HTL** HEADTUBE LENGTH
STEUERROHRLÄNGE
- HTA** HEADTUBE ANGLE
STEUERROHRWINKEL
- RE** REACH
REACH
- SOH** STANDOVER HEIGHT
ÜBERSTANDSHÖHE
- [Icon]** HEAD SET DIAMETER (UPPER / LOWER)
STEUERSATZDURCHMESSER (OBEN / UNTEN)
- [Icon]** AXLE STANDARD (REAR / FRONT)
ACHSENSTANDARD (HINTEN / VORNE)
- [Icon]** BOTTOM BRACKET STANDARD
TRETLAGERSTANDARD
- [Icon]** SEAT POST DIAMETER
SITTELSTÜTZENDURCHMESSER
- [Icon]** SHOCK HARDWARE (Ø 8 MM)
DÄMPFERBUCHSENMASSE (Ø 8 MM)
- [Icon]** SHOCK LENGTH
DÄMPFEREINBAULÄNGE
- [Icon]** SHOCK TRAVEL
DÄMPFERHUB
- [Icon]** FRONT FORK TRAVEL
FEDERWEG VORNE
- [Icon]** REAR WHEEL TRAVEL
FEDERWEG HINTEN
- [Icon]** STEM LENGTH
VORBAULÄNGE
- [Icon]** HANDLEBAR WIDTH
LENKERBREITE
- [Icon]** CRANK LENGTH
KURBELLÄNGE
- [Icon]** SEATTUBE BOTTLE MOUNT
FLASCHE SITTELROHR
- [Icon]** DOWNTUBE BOTTLE MOUNT
FLASCHE UNTERROHR

	STL	CSL	TTL	HTL	HTA	STA	BB	WB	ST	RE	SOH	[Icon]	[Icon]	[Icon]	[Icon]	[Icon]	[Icon]	[Icon]	[Icon]	[Icon]	[Icon]	[Icon]	[Icon]	[Icon]	[Icon]
KATO D4.4 / 2.4 AL U																									
24	320	415	485	100	71	73	40	955	-	-	550	44 / 44	135/100	BSA 68	31.6	- / -	-	-	50	-	60	580	140	-	0.5
KATO D4.4 / 2.4 / 2.4 AL U																									
24	320	415	485	100	71	73	40	955	-	-	550	44 / 44	135/100	BSA 68	31.6	- / -	-	-	50	-	60	580	140	-	0.5
KATO 2.0 AL U																									
20	270	355	440	110	73.5	73.5	20	840	-	-	470	34 / 34	135/100	BSA 68	27.2	- / -	-	-	50	-	60	520	140	-	-
KATO R1.0 AL U																									
20	270	355	440	110	73.5	73.5	20	840	-	-	470	34 / 34	135/100	BSA 68	27.2	- / -	-	-	-	-	60	520	140	-	-



night blue / neon yellow / riot blue

24 AL



KATO KID D4.4

KATO Kid AL	Shimano Tourney	GHOSH Light DC 1 31.6 mm
RST Capa T 50 mm	GHOSH 38/24	GHOSH VL 5062
GHOSH Kid Dia. 31.8 mm	Shimano CS-HG-200-8 12-32	14106
GHOSH Low Rizer Kid 580 mm Rise 15 mm Dia. 31.8 mm	Tektro HD-M282 2/2 Piston 160 mm Disc	-
Shimano Tourney TX RD-TX800 8-S	Mitas Ocelot 24 x 2.10 // Mitas Ocelot 24 x 2.10	E22036
Shimano Tourney FD-TY500-TS6	Rodi Viper Wheelset 507x21 mm QR // Rodi Viper Wheelset 507x21 mm QR	one size

SIZE

ARTICLE NUMBER

24

86KA8001

PRICE / PREIS



KATO KID D4.4

KATO Kid AL	Shimano Tourney	GHOST Light DC 1 31.6 mm
RST Capa T 50 mm	GHOST 38/24	GHOST VL 5062
GHOST Kid Dia. 31.8 mm	Shimano CS-HG-200-8 12-32	14106
GHOST Low Rizer Kid 580 mm Rise 15 mm Dia. 31.8 mm	Tektro HD-M282 2/2 Piston 160 mm Disc	-
Shimano Tourney TX RD-TX800 8-S	Mitas Ocelot 24 x 2.10 // Mitas Ocelot 24 x 2.10	EZ2036
Shimano Tourney FD-TY500-TS6	Rodi Viper Wheelset 507x21 mm QR // Rodi Viper Wheelset 507x21 mm QR	one size

SIZE	ARTICLE NUMBER
24	86KA8002



KATO KID 2.4

KATO Kid AL	Shimano Tourney	GHOST Light DC 1 31.6 mm
RST Capa T 50 mm	GHOST 38/24	GHOST VL 5062
GHOST Kid Dia. 31.8 mm	Shimano CS-HG-200-8 12-32	14106
GHOST Low Rizer Kid 580 mm Rise 15 mm Dia. 31.8 mm	Tektro 855 AL	-
Shimano Tourney TX RD-TX800 8-S	Mitas Ocelot 24 x 2.10 // Mitas Ocelot 24 x 2.10	EZ2036
Shimano Tourney FD-TY500-TS6	Rodi Viper Wheelset 507x21 mm QR // Rodi Viper Wheelset 507x21 mm QR	one size

SIZE	ARTICLE NUMBER
24	86KA7001

24 AL



riot green / jet black



KATO KID 2.4

KATO Kid AL	Shimano Tourney	GHOSH Light DC 1 31.6 mm
RST Capa T 50 mm	GHOSH 38/24	GHOSH VL 5062
GHOSH Kid Dia. 31.8 mm	Shimano CS-HG-200-8 12-32	14106
GHOSH Low Rizer Kid 580 mm Rise 15 mm Dia. 31.8 mm	Tektro 855 AL	-
Shimano Tourney TX RD-TX800 8-S	Mitas Ocelot 24 x 2.10 // Mitas Ocelot 24 x 2.10	EZZ036
Shimano Tourney FD-TY500-TS6	Rodi Viper Wheelset 507x21 mm QR // Rodi Viper Wheelset 507x21 mm QR	one size

SIZE	ARTICLE NUMBER
24	86KA7002

PRICE / PREIS

20 AL



night blue / neon yellow / riot blue



KATO KID 2.0

KATO Kid AL	Shimano Tourney	GHOSH Light DC 1 27.2 mm
RST Capa T 50 mm	GHOSH 32T	GHOSH VL 5062
GHOSH Kid Dia. 25.4 mm	Shimano CS-HG-200-8 12-32	14440
GHOSH Low Rizer Kid 520 mm Rise 20 mm Dia. 25.4 mm	Tektro 855 AL	-
Shimano Tourney TX RD-TX800 8-S	Mitas Ocelot 20 x 2.10 // Mitas Ocelot 20 x 2.10	EZZ036
Rodi Scout Wheelset 406x21 mm QR // Rodi Scout Wheelset 406x21 mm QR		one size

SIZE	ARTICLE NUMBER
20	86KA6004

PRICE / PREIS

20 AL



riot green / jet black



KATO KID 2.0

KATO Kid AL	Shimano Tourney	GHST Light DC 1 27.2 mm
RST Capa T 50 mm	GHST 32T	GHST VL 5062
GHST Kid Dia. 25.4 mm	Shimano CS-HG-200-8 12-32	14440
GHST Low Rizer Kid 520 mm Rise 20 mm Dia. 25.4 mm	Tektro 855 AL	-
Shimano Tourney TX RD-TX800 8-S	Mitas Ocelot 20 x 2.10 // Mitas Ocelot 20 x 2.10	EZZ036
-	Rodi Scout Wheelset 406x21 mm QR // Rodi Scout Wheelset 406x21 mm QR	one size

SIZE	ARTICLE NUMBER
20	86KA6005

PRICE / PREIS

20 AL



night blue / neon yellow / riot blue



KATO KID 1.0



















KATO Kid AL	Shimano Tourney	GHST Light DC 1 27.2 mm
GHST AL 20 Rigid	GHST 32T	GHST VL 5062
GHST Kid Dia. 25.4 mm	Shimano CS-HG-200-8 12-32	14440
GHST Low Rizer Kid 520 mm Rise 20 mm Dia. 25.4 mm	Tektro 855 AL	-
Shimano Tourney TX RD-TX800 8-S	Mitas Ocelot 20 x 2.10 // Mitas Ocelot 20 x 2.10	EZZ036
-	Rodi Scout Wheelset 406x21 mm QR // Rodi Scout Wheelset 406x21 mm QR	one size

SIZE	ARTICLE NUMBER
20	86KA6001

PRICE / PREIS



KATO KID 1.0

 KATO Kid AL	 Shimano Tourney	 GHOST Light DC 1 27.2 mm
 GHOST AL 20 Rigid	 GHOST 32T	 GHOST VL 5062
 GHOST Kid Dia. 25.4 mm	 Shimano CS-HG-200-8 12-32	 14440
 GHOST Low Rizer Kid 520 mm Rise 20 mm Dia. 25.4 mm	 Tektro 855 AL	 -
 Shimano Tourney TX RD-TX800 8-S	 Mitas Ocelot 20 x 2.10 // Mitas Ocelot 20 x 2.10	 EZ2036
 -	 Rodi Scout Wheelset 406x21 mm QR // Rodi Scout Wheelset 406x21 mm QR	 one size



POPULAR GEOMETRY // BELIEBTE GEOMETRIE 

 CHILD-FRIENDLY EQUIPMENT // ANGENEHME AUSSTATTUNG FÜR KINDER

 NEW DESIGNS // NEUE DESIGNS



// KIDS / PLAYFUL

CHARACTERISTICS

Trusted kid frame, matches the adult models perfectly
 Child-friendly saddles and components
 24" and 20" models
 24" also available with disc brakes

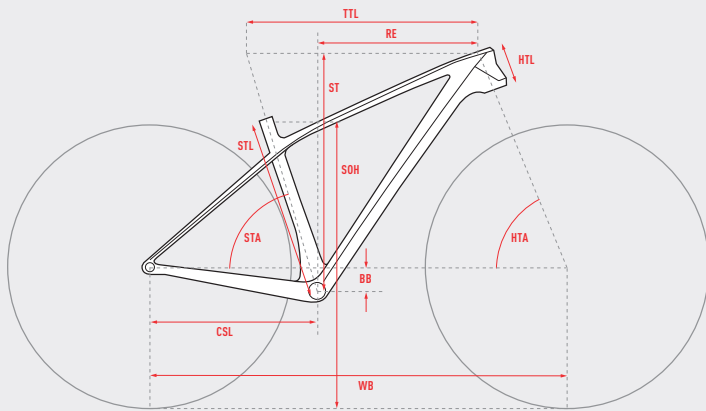
TARGET GROUP // Kids who want to try the first longer tours with their families

CHARAKTERISTIK

Bewährter Kinderrahmen, passt perfekt zu den Erwachsenenmodellen
 Kindgerechte Sättel und Anbauteile
 24"- und 20"-Modelle
 24" auch mit Scheibenbremsen erhältlich

ZIELGRUPPE // Kinder, die mit der Familie die ersten längeren Touren angehen möchten





ALL DIMENSIONS IN MM (EXCEPT HTA AND STA IN °)

ALLE MASSE IN MM (AUSNAHME HTA UND STA IN °)

- STL** SEAT TUBE LENGTH
SITZROHRLÄNGE
- CSL** CHAINSTAY LENGTH
KETTENSTREBENLÄNGE
- TTL** TOP TUBE LENGTH
OBERROHRLÄNGE
- HTL** HEADTUBE LENGTH
STEUERROHRLÄNGE
- HTA** HEADTUBE ANGLE
STEUERROHRWINKEL
- RE** REACH
- SOH** STANDOVER HEIGHT
ÜBERSTANDSHÖHE
- [Icon]** HEAD SET DIAMETER (UPPER / LOWER)
STEUERSATZDURCHMESSER (OBEN / UNTEN)
- [Icon]** AXLE STANDARD (REAR / FRONT)
ACHSENSTANDARD (HINTEN / VORNE)
- [Icon]** BOTTOM BRACKET STANDARD
TRETLAGERSTANDARD
- [Icon]** SEAT POST DIAMETER
SITTELSTÜTZENDURCHMESSER
- [Icon]** SHOCK HARDWARE (Ø 8 MM)
DÄMPFERBUCHSENMASSE (Ø 8 MM)
- [Icon]** SHOCK LENGTH
DÄMPFEREINBAULÄNGE
- [Icon]** SHOCK TRAVEL
DÄMPFERHUB
- [Icon]** FRONT FORK TRAVEL
FEDERWEG VORNE
- [Icon]** REAR WHEEL TRAVEL
FEDERWEG HINTEN
- [Icon]** STEM LENGTH
VORBAULÄNGE
- [Icon]** HANDLEBAR WIDTH
LENKERBREITE
- [Icon]** CRANK LENGTH
KURBELLÄNGE
- [Icon]** SEATTUBE BOTTLE MOUNT
FLASCHE SITTELROHR
- [Icon]** DOWNTUBE BOTTLE MOUNT
FLASCHE UNTERROHR

	STL	CSL	TTL	HTL	HTA	STA	BB	WB	ST	RE	SOH	[Icon]	[Icon]	[Icon]	[Icon]	[Icon]	[Icon]	[Icon]	[Icon]	[Icon]	[Icon]	[Icon]	[Icon]	[Icon]	[Icon]
LANAO D4.4 / 2.4 AL W																									
24	320	415	485	100	71	73	40	955	-	-	530	44 / 44	135/100	BSA 68	31.6	- / -	-	-	50	-	60	580	140	-	0.5
LANAO 2.0 AL W																									
20	270	355	440	110	73.5	73.5	20	840	-	-	442	34 / 34	135/100	BSA 68	27.2	- / -	-	-	50	-	60	520	140	-	-
LANAO R1.0 AL W																									
20	270	355	440	110	73.5	73.5	20	840	-	-	442	34 / 34	135/100	BSA 68	27.2	- / -	-	-	-	-	60	520	140	-	-



rubi pink / jet black



LANAO KID D4.4

LANAo Kid AL	Shimano Tourney	GHOST Light DC 1 31.6 mm
RST Capa T 50 mm	GHOST 38/24	GHOST VL 5062
GHOST MTB Dia. 31.8 mm	Shimano CS-HG-200-8 12-32	14106
GHOST Low Rizer Kid 580 mm Rise 15 mm Dia. 31.8 mm	Tektro HD-M282 2/2 Piston 160 mm Disc	-
Shimano Tourney TX RD-TX800 8-S	Mitas Ocelot 24 x 2.10 // Mitas Ocelot 24 x 2.10	EZZ036
Shimano Tourney FD-TY500-TS6	Rodi Viper Wheelset 507x21 mm QR // Rodi Viper Wheelset 507x21 mm QR	one size

SIZE

24

ARTICLE NUMBER

86LA8002

PRICE / PREIS

24 AL

star white / neon red / juice orange



LANAO KID D4.4

LANAO Kid AL	Shimano Tourney	GHOST Light DC 1 31.6 mm
RST Capa T 50 mm	GHOST 38/24	GHOST VL 5062
GHOST MTB Dia. 31.8 mm	Shimano CS-HG-200-8 12-32	14106
GHOST Low Rizer Kid 580 mm Rise 15 mm Dia. 31.8 mm	Tektro HD-M282 2/2 Piston 160 mm Disc	-
Shimano Tourney TX RD-TX800 8-S	Mitas Ocelot 24 x 2.10 // Mitas Ocelot 24 x 2.10	EZ2036
Shimano Tourney FD-TY500-TS6	Rodi Viper Wheelset 507x21 mm QR // Rodi Viper Wheelset 507x21 mm QR	one size

SIZE	ARTICLE NUMBER
24	86LA8001

PRICE / PREIS

rubi pink / jet black

24 AL



LANAO KID 2.4

LANAO Kid AL	Shimano Tourney	GHOST Light DC 1 31.6 mm
RST Capa T 50 mm	GHOST 38/24	GHOST VL 5062
GHOST MTB Dia. 31.8 mm	Shimano CS-HG-200-8 12-32	14106
GHOST Low Rizer Kid 580 mm Rise 15 mm Dia. 31.8 mm	Tektro 855 AL	-
Shimano Tourney TX RD-TX800 8-S	Mitas Ocelot 24 x 2.10 // Mitas Ocelot 24 x 2.10	EZ2036
Shimano Tourney FD-TY500-TS6	Rodi Viper Wheelset 507x21 mm QR // Rodi Viper Wheelset 507x21 mm QR	one size

SIZE	ARTICLE NUMBER
24	86LA7002

PRICE / PREIS

24 AL

star white / neon red / juice orange



LANAO KID 2.4

LANAO Kid AL	Shimano Tourney	GHOST Light DC 1 31.6 mm
RST Capa T 50 mm	GHOST 38/24	GHOST VL 5062
GHOST MTB Dia. 31.8 mm	Shimano CS-HG-200-8 12-32	14106
GHOST Low Rizer Kid 580 mm Rise 15 mm Dia. 31.8 mm	Tektro 855 AL	-
Shimano Tourney TX RD-TX800 8-S	Mitas Ocelot 24 x 2.10 // Mitas Ocelot 24 x 2.10	EZ2036
Shimano Tourney FD-TY500-TS6	Rodi Viper Wheelset 507x21 mm QR // Rodi Viper Wheelset 507x21 mm QR	one size

SIZE	ARTICLE NUMBER
24	86LA7001

PRICE / PREIS

rubi pink / jet black

20 AL



LANAO KID 2.0

LANAO Kid AL	Shimano Tourney	GHOST Light DC 1 27.2 mm
RST Capa T 50 mm	GHOST 32T	GHOST VL 5062
GHOST Kid Dia. 25.4 mm	Shimano CS-HG-200-8 12-32	14440
GHOST Low Rizer Kid 520 mm Rise 20 mm Dia. 25.4 mm	Tektro 855 AL	-
Shimano Tourney TX RD-TX800 8-S	Mitas Ocelot 20 x 2.10 // Mitas Ocelot 20 x 2.10	EZ2036
-	Rodi Scout Wheelset 406x21 mm QR // Rodi Scout Wheelset 406x21 mm QR	one size

SIZE	ARTICLE NUMBER
20	86LA6005

PRICE / PREIS

20 AL



star white / neon red / juice orange



LANAO KID 2.0

LANAO Kid AL	Shimano Tourney	GHOST Light DC 1 27.2 mm
RST Capa T 50 mm	GHOST 32T	GHOST VL 5062
GHOST Kid Dia. 25.4 mm	Shimano CS-HG-200-8 12-32	14440
GHOST Low Rizer Kid 520 mm Rise 20 mm Dia. 25.4 mm	Tektro 855 AL	-
Shimano Tourney TX RD-TX800 8-S	Mitas Ocelot 20 x 2.10 // Mitas Ocelot 20 x 2.10	EZ2036
-	Rodi Scout Wheelset 406x21 mm QR // Rodi Scout Wheelset 406x21 mm QR	one size

SIZE	ARTICLE NUMBER
20	86LA6004

PRICE / PREIS

20 AL



rubi pink / jet black



LANAO KID 1.0

LANAO Kid AL	Shimano Tourney	GHOST Light DC 1 27.2 mm
GHOST AL 20 Rigid	GHOST 32T	GHOST VL 5062
GHOST Kid Dia. 25.4 mm	Shimano CS-HG-200-8 12-32	14440
GHOST Low Rizer Kid 520 mm Rise 20 mm Dia. 25.4 mm	Tektro 855 AL	-
Shimano Tourney TX RD-TX800 8-S	Mitas Ocelot 20 x 2.10 // Mitas Ocelot 20 x 2.10	EZ2036
-	Rodi Scout Wheelset 406x21 mm QR // Rodi Scout Wheelset 406x21 mm QR	one size

SIZE	ARTICLE NUMBER
20	86LA6002

PRICE / PREIS



LANA KID 1.0

LANA Kid AL	Shimano Tourney	GHOST Light DC 1 27.2 mm
GHOST AL 20 Rigid	GHOST 32T	GHOST VL 5062
GHOST Kid Dia. 25.4 mm	Shimano CS-HG-200-8 12-32	14440
GHOST Low Rizer Kid 520 mm Rise 20 mm Dia. 25.4 mm	Tektro 855 AL	-
Shimano Tourney TX RD-TX800 8-S	Mitas Ocelot 20 x 2.10 // Mitas Ocelot 20 x 2.10	EZ2036
-	Rodi Scout Wheelset 406x21 mm QR // Rodi Scout Wheelset 406x21 mm QR	one size

POWERKID

CHILD-FRIENDLY DESIGN //
KINDGERECHTE GESTALTUNG



HANDLEBAR WITH RUBBER PADS //
LENKERENDEN MIT GUMMIPUFFER

AL

16|12

0
0

// KIDS / ENTRY

CHARACTERISTICS

16" and 12" models

Comfortable saddles, focus on safety

With training wheels and pennant

TARGET GROUP // Young explorers who won't let anybody or anything hold them back on their bike.

CHARAKTERISTIK

16"- und 12"-Modelle

Bequeme Sättel, Augenmerk auf Sicherheit

Mit Stützrädern und Wimpel

ZIELGRUPPE // Junge Entdecker, die sich draußen auf dem Rad durch nichts und niemanden aufhalten lassen wollen



SPORT

LIFESTYLE



SPORTIVE

COMFORTABLE



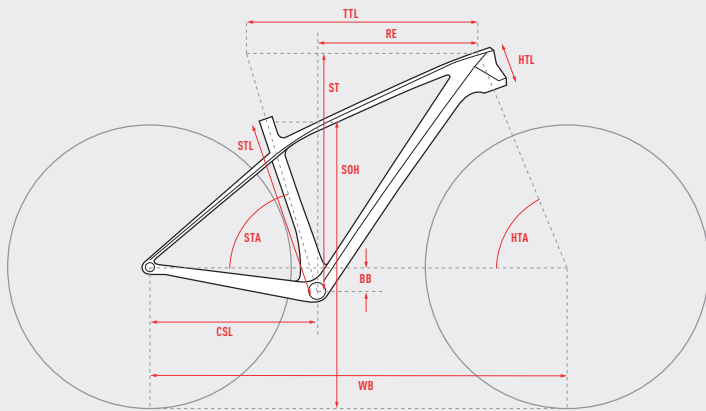
STYLISH

PRACTICAL



COMPLEX

EASY



ALL DIMENSIONS IN MM (EXCEPT HTA AND STA IN °)

ALLE MASSE IN MM (AUSNAHME HTA UND STA IN °)

- STL** SEAT TUBE LENGTH
SITZROHRLÄNGE
- CSL** CHAINSTAY LENGTH
KETTENSTREBENLÄNGE
- TTL** TOP TUBE LENGTH
OBERROHRLÄNGE
- HTL** HEADTUBE LENGTH
STEUERROHRLÄNGE
- HTA** HEADTUBE ANGLE
STEUERROHRWINKEL
- RE** REACH
- SOH** STANDOVER HEIGHT
ÜBERSTANDSHÖHE
- [Icon]** HEAD SET DIAMETER (UPPER / LOWER)
STEUERSATZDURCHMESSER (OBEN / UNTEN)
- [Icon]** AXLE STANDARD (REAR / FRONT)
ACHSENSTANDARD (HINTEN / VORNE)
- [Icon]** BOTTOM BRACKET STANDARD
TRETLAGERSTANDARD
- [Icon]** SEAT POST DIAMETER
SITTELSTÜTZENDURCHMESSER
- [Icon]** SHOCK HARDWARE (Ø 8 MM)
DÄMPFERBUCHSENMASSE (Ø 8 MM)
- [Icon]** SHOCK LENGTH
DÄMPFEREINBAULÄNGE
- [Icon]** SHOCK TRAVEL
DÄMPFERHUB
- [Icon]** FRONT FORK TRAVEL
FEDERWEG VORNE
- [Icon]** REAR WHEEL TRAVEL
FEDERWEG HINTEN
- [Icon]** STEM LENGTH
VORBAULÄNGE
- [Icon]** HANDLEBAR WIDTH
LENKERBREITE
- [Icon]** CRANK LENGTH
KURBELLÄNGE
- [Icon]** SEATTUBE BOTTLE MOUNT
FLASCHE SITTELROHR
- [Icon]** DOWNTUBE BOTTLE MOUNT
FLASCHE UNTERROHR

	STL	CSL	TTL	HTL	HTA	STA	BB	WB	ST	RE	SOH	[Icon]	[Icon]	[Icon]	[Icon]	[Icon]	[Icon]	[Icon]	[Icon]	[Icon]	[Icon]	[Icon]	[Icon]	[Icon]	[Icon]	
POWERKID AL 16 K																										
16	230	315	380	100	71	73	-3	725	-	-	395	30 / 30	110/100	BSA 68	27.2	- / -	-	-	-	-	-	-	30	460	-	-
POWERKID AL 12 K																										
12	180	240	315	100	71	73	-8	595	-	-	340	30 / 30	110/100	BSA 68	27.2	- / -	-	-	-	-	-	-	30	460	-	-





















dark fuchsia pink / violet / star white

16 AL



POWERKID 16

 POWERKID AL	 -	 Joytech/KT
 GHOST AL 16 Rigid	 GHOST POWERKID	 Joytech/KT
 GHOST POWERKID	 -	 Leadtec
 GHOST POWERKID	 Front: V-Brake, Rear: back pedal brake	 Velo
 -	 Kenda 16 // Kenda 16	 -
 -	 AL 16 // AL 16	 one size

SIZE

ARTICLE NUMBER

16

18PK1009

PRICE / PREIS



night black / riot blue / star white



POWERKID 16

POWERKID AL	-	Joytech/KT
GHOST AL 16 Rigid	GHOST POWERKID	Joytech/KT
GHOST POWERKID	-	Leadtec
GHOST POWERKID	Front: V-Brake, Rear: back pedal brake	Velo
-	Kenda 16 // Kenda 16	-
-	AL 16 // AL 16	one size

SIZE	ARTICLE NUMBER
16	18PK1010

PRICE / PREIS



riot green / cane yellow / night black



POWERKID 16

POWERKID AL	-	Joytech/KT
GHOST AL 16 Rigid	GHOST POWERKID	Joytech/KT
GHOST POWERKID	-	Leadtec
GHOST POWERKID	Front: V-Brake, Rear: back pedal brake	Velo
-	Kenda 16 // Kenda 16	-
-	AL 16 // AL 16	one size

SIZE	ARTICLE NUMBER
16	18PK1007

PRICE / PREIS



star white / riot blue / dark fuchsia pink



POWERKID 16

POWERKID AL	-	Joytech/KT
GHOST AL 16 Rigid	GHOST POWERKID	Joytech/KT
GHOST POWERKID	-	Leadtec
GHOST POWERKID	Front: V-Brake, Rear: back pedal brake	Velo
-	Kenda 16 // Kenda 16	-
-	AL 16 // AL 16	one size

SIZE	ARTICLE NUMBER
16	18PK1008

PRICE / PREIS



dark fuchsia pink / violet / star white



POWERKID 12

POWERKID AL	-	Joytech/KT
GHOST AL 12 Rigid	GHOST POWERKID	Joytech/KT
GHOST POWERKID	-	Leadtec
GHOST POWERKID	Front: V-Brake, Rear: back pedal brake	Velo
-	Kenda 12 // Kenda 12	-
-	AL 12 // AL 12	one size

SIZE	ARTICLE NUMBER
12	18PK1005

PRICE / PREIS



juice orange / riot red / riot blue



POWERKID 12

POWERKID AL	-	Joytech/KT
GHOST AL 12 Rigid	GHOST POWERKID	Joytech/KT
GHOST POWERKID	-	Leadtec
GHOST POWERKID	Front: V-Brake, Rear: back pedal brake	Velo
-	Kenda 12 // Kenda 12	-
-	AL 12 // AL 12	one size

SIZE	ARTICLE NUMBER
12	18PK1004

PRICE / PREIS



night black / riot green / star white



POWERKID 12

POWERKID AL	-	Joytech/KT
GHOST AL 12 Rigid	GHOST POWERKID	Joytech/KT
GHOST POWERKID	-	Leadtec
GHOST POWERKID	Front: V-Brake, Rear: back pedal brake	Velo
-	Kenda 12 // Kenda 12	-
-	AL 12 // AL 12	one size

SIZE	ARTICLE NUMBER
12	18PK1006

PRICE / PREIS



POWERKID 12

POWERKID AL	-	Joytech/KT
GHOST AL 12 Rigid	GHOST POWERKID	Joytech/KT
GHOST POWERKID	-	Leadtec
GHOST POWERKID	Front: V-Brake, Rear: back pedal brake	Velo
-	Kenda 12 // Kenda 12	-
-	AL 12 // AL 12	one size

POWERKIDDY



CHILD-FRIENDLY DESIGN //
KINDERECHTE GESTALTUNG



HANDLEBAR WITH RUBBER PADS //
LENKERENDEN MIT GUMMIPUFFER

AL

12

0
0

// KIDS / FIRST RIDE

CHARACTERISTICS

12" balance bike
Comfortable and safe
Trusted and popular for years

TARGET GROUP // The first two-wheeler

CHARAKTERISTIK

12"-LaufRAD
Bequem und sicher
Seit Jahren bewährt und beliebt

ZIELGRUPPE // Das erste Zweirad



SPORT

LIFESTYLE



SPORTIVE

COMFORTABLE



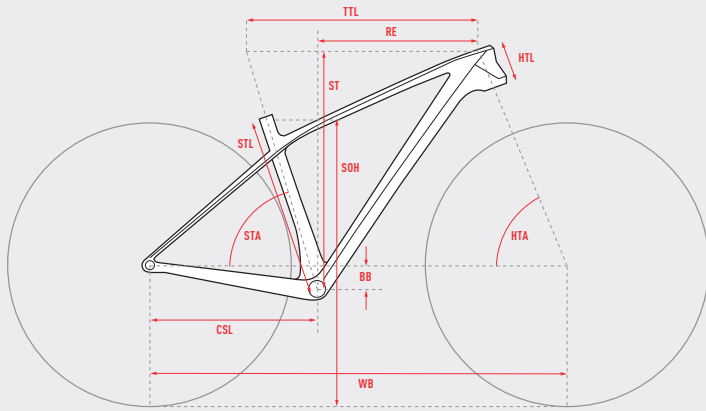
STYLISH

PRACTICAL



COMPLEX

EASY



ALL DIMENSIONS IN MM (EXCEPT HTA AND STA IN °)

ALLE MASSE IN MM (AUSNAHME HTA UND STA IN °)

- STL** SEAT TUBE LENGTH
SITZROHRLÄNGE
- CSL** CHAINSTAY LENGTH
KETTENSTREBENLÄNGE
- TTL** TOP TUBE LENGTH
OBERROHRLÄNGE
- HTL** HEADTUBE LENGTH
STEUERROHRLÄNGE
- HTA** HEADTUBE ANGLE
STEUERROHRWINKEL
- RE** REACH
- SOH** STANDOVER HEIGHT
ÜBERSTANDSHÖHE
- [Icon]** HEAD SET DIAMETER (UPPER / LOWER)
STEUERSATZDURCHMESSER (OBEN / UNTEN)
- [Icon]** AXLE STANDARD (REAR / FRONT)
ACHSENSTANDARD (HINTEN / VORNE)
- [Icon]** BOTTOM BRACKET STANDARD
TRETLAGERSTANDARD
- [Icon]** SEAT POST DIAMETER
SITTELSTÜTZENDURCHMESSER
- [Icon]** SHOCK HARDWARE (Ø 8 MM)
DÄMPFERBUCHSENMASSE (Ø 8 MM)
- [Icon]** SHOCK LENGTH
DÄMPFEREINBAULÄNGE
- [Icon]** SHOCK TRAVEL
DÄMPFERHUB
- [Icon]** FRONT FORK TRAVEL
FEDERWEG VORNE
- [Icon]** REAR WHEEL TRAVEL
FEDERWEG HINTEN
- [Icon]** STEM LENGTH
VORBAULÄNGE
- [Icon]** HANDLEBAR WIDTH
LENKERBREITE
- [Icon]** CRANK LENGTH
KURBELLÄNGE
- [Icon]** SEATTUBE BOTTLE MOUNT
FLASCHE SITTELROHR
- [Icon]** DOWNTUBE BOTTLE MOUNT
FLASCHE UNTERROHR

	STL	CSL	TTL	HTL	HTA	STA	BB	WB	ST	RE	SOH	[Icon]	[Icon]	[Icon]	[Icon]	[Icon]	[Icon]	[Icon]	[Icon]	[Icon]	[Icon]	[Icon]	[Icon]	[Icon]	[Icon]	[Icon]	[Icon]	[Icon]	[Icon]	[Icon]	[Icon]	[Icon]	[Icon]	[Icon]	[Icon]	[Icon]
POWERKIDDY AL 12 K																																				
12	165	295	300	60	72	72	-	563	-	-	350	30 / 30	100/100	-	27.2	- / -	-	-	-	-	-	-	-	-	-	-	30	460	-	-	-	-	-	-	-	





















riot green / riot red / star white

12 AL



POWERKIDDY 12

 POWERKIDDY AL	 -	 Joytech/KT
 GHOST AL Rigid	 -	 Joytech/KT
 GHOST POWERKIDDY	 -	 Leadtec
 GHOST POWERKIDDY	 -	 Velo
 -	 Kenda 12 // Kenda 12	 -
 -	 AL 12 // AL 12	 one size

SIZE

ARTICLE NUMBER



















12

18PK1001

PRICE / PREIS



POWERKIDDY 12

 POWERKIDDY AL	 -	 Joytech/KT
 GHOST AL Rigid	 -	 Joytech/KT
 GHOST POWERKIDDY	 -	 Leadtec
 GHOST POWERKIDDY	 -	 Velo
 -	 Kenda 12 // Kenda 12	 -
 -	 AL 12 // AL 12	 one size

SLAMR X^{LC}

CARBON FRAME WITH EASILY ACCESSIBLE INTEGRATED BATTERY AND SLEEK DESIGN // CARBONRAHMEN MIT LEICHT ZUGÄNGLICHER, INTEGRIERTER BATTERIE IM SPORTLICH-SCHNITTIGEM LOOK



POWERFUL 4-PISTON BRAKE SYSTEMS // KRAFTVOLLE 4-KOLBEN-BREMSANLAGEN

HYBRIDE MX CONCEPT: 29"/27.5"-MIX FOR PERFECTLY TUNED RIDING STABILITY AND TRACTION // HYBRIDE MXER KONZEPT: 29"/27.5"-MIX FÜR PERFEKT ABGESTIMMTE FAHRSTABILITÄT UND TRAKTION



BASED ON THE DNA OF OUR AMR FAMILY // BASIERT AUF DER DNA UNSERER AMR-FAMILIE



COIL SPRING SHOCKS FOR BEST POSSIBLE RELIABILITY AND MAXIMUM COMFORT // STAHLFEDERDÄMPFER FÜR HÖCHSTE ZUVERLÄSSIGKEIT UND BESTEN KOMFORT



35



30



28



22



10



02



27

// ENDURO / AGGRESSIVE

CHARACTERISTICS

Carbon frame with integrated 504 Wh battery and Shimano Steps 8000 motor with up to 70 Nm torque at under 2.9 kg

The whole package, built for fun, sets itself apart through its impressive low weight resulting in playful handling

A genuine and true e-trail bike ready to tackle any uphill, let alone any descent

TARGET GROUP // For e-bikers with high expectations and the skills to master technical climbs and rough descents with playful ease



CHARAKTERISTIK

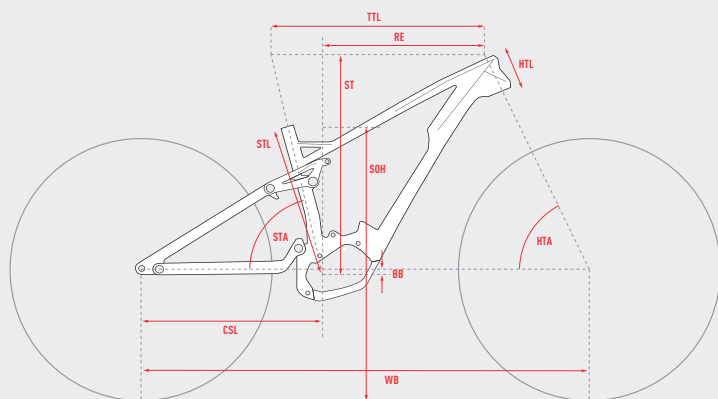
Carbonrahmen mit integriertem 504 Wh Akku und Shimano Steps 8000 Motor mit max. 70 Nm Drehmoment bei unter 2.9 kg

Das auf Fahrspaß optimierte Gesamtpaket besticht durch sein beachtlich geringes Gewicht und resultiert in einem spielerischen Handling

Ein waschechtes E-Trailbike, das keinen Uphill und erst recht keinen Downhill scheut

ZIELGRUPPE // Für anspruchsvolle E-Biker, die technische Uphills und ruppige Downhills mit spielerischer Leichtigkeit meistern





ALL DIMENSIONS IN MM (EXCEPT HTA AND STA IN °)

ALLE MASSE IN MM (AUSNAHME HTA UND STA IN °)

- STL** SEAT TUBE LENGTH
SITZROHRLÄNGE
- CSL** CHAINSTAY LENGTH
KETTENSTREBENLÄNGE
- TTL** TOP TUBE LENGTH
OBERROHRLÄNGE
- HTL** HEAD TUBE LENGTH
STEUERROHRLÄNGE
- HTA** HEAD TUBE ANGLE
STEUERROHRWINKEL
- RE** REACH
- SOH** STANDOVER HEIGHT
ÜBERSTANDSHÖHE
- HTA** HEAD SET DIAMETER (UPPER / LOWER)
STEUERSATZDURCHMESSER (OBEN / UNTEN)
- BB** AXLE STANDARD (REAR / FRONT)
ACHSENSTANDARD (HINTEN / VORNE)
- BB** BOTTOM BRACKET STANDARD
TRETLAGERSTANDARD
- ST** SEAT POST DIAMETER
SITTELSTÜTZENDURCHMESSER
- SHOCK HARDWARE (Ø 8 MM)**
DÄMPFERBUCHSENMASSE (Ø 8 MM)
- SHOCK LENGTH**
DÄMPFEREINBAULÄNGE
- SHOCK TRAVEL**
DÄMPFERHUB
- FRONT FORK TRAVEL**
FEDERWEG VORNE
- REAR WHEEL TRAVEL**
FEDERWEG HINTEN
- STEM LENGTH**
VORBAULÄNGE
- HANDLEBAR WIDTH**
LENKERBREITE
- CRANK LENGTH**
KURBELLÄNGE
- ST** SEAT TUBE BOTTLE MOUNT
FLASCHE SITTELROHR
- DT** DOWNTUBE BOTTLE MOUNT
FLASCHE UNTERROHR

	STL	CSL	TTL	HTL	HTA	STA	BB	WB	ST	RE	SOH														
HYBRIDE SL AMR X S7.7+ / S5.7+ LC																									
S	390	455	574	90	65.6	75.2	23	1186	616	411	722	44 / 56	148/110	-	31.6	30 / 30	210	55	160	140	45	780	155	-	-
M	430	455	596	100	65.6	75.2	23	1209	625	430	727	44 / 56	148/110	-	31.6	30 / 30	210	55	160	140	45	780	155	-	-
L	460	455	636	120	65.7	75.3	23	1253	644	466	753	44 / 56	148/110	-	31.6	30 / 30	210	55	160	140	45	780	155	-	-
XL	500	455	670	140	65.7	75.3	23	1290	663	495	775	44 / 56	148/110	-	31.6	30 / 30	210	55	160	140	45	780	155	-	-



titanium gray / riot red / star white



HYBRIDE SL AMR X S7.7+

HybRide SL AMR LC	SRAM EX1	Shimano SC-E8000
Rock Shox Lyrik RCT3 Dual Position Air 160 mm	Ground Fiftyone 34T	Shimano DU-E8000
Rock Shox Super Deluxe Coil RCT 140 mm	SRAM XG 899 11-48	Shimano BT-E8010 504 Wh
Ground Fiftyone Team Dia. 35 mm	SRAM Code R 4/4 Piston 200 mm Disc	Shimano EC-E6000
Ground Fiftyone Carbon 780 mm Rise 35 mm Dia. 35 mm	Maxxis Shorty 3C MaxxTerra Exo 29x2.5 // Maxxis Minion DHR II 3C MaxxTerra Exo 27.5x2.8	16012
Ergon GE10	DT Swiss H 1700 Spline 30 mm Wheelset 15x110 mm // DT Swiss H 1700 Spline 35 mm Wheelset 12x148 mm	FRHG0057
SRAM EX1 8-S	Kind Shock LEV Integra 31.6 mm	S-M-L-XL
Ergon SME30		

SIZE	ARTICLE NUMBER
S	18YA1025
M	18YA1026
L	18YA1027
XL	18YA1028

PRICE / PREIS



HYBRIDE SL AMR X S5.7+

HybRide SL AMR LC	Shimano SLX SL-M7000	Shimano SC-E8000
Rock Shox Yari RC Dual Position Air 160 mm	Ground Fiftyone 34T	Shimano DU-E8000
Cane Creek DB InLine Coil CS 140 mm	Sunrace MS8-E 11-46	Shimano BT-E8010 504 Wh
Ground Fiftyone Team Dia. 35 mm	Magura MT 5 4/4 Piston 203 mm Disc	Shimano EC-E6000
Ground Fiftyone Race 780 mm Rise 35 mm Dia. 35 mm	Maxxis Shorty 3C MaxxTerra Exo 29x2.5 // Maxxis Minion DHR II 3C MaxxTerra Exo 27.5x2.8	16012
Ergon GE10	DT Swiss H 1900 Spline 30 mm Wheelset 15x110 mm // DT Swiss H 1900 Spline 35 mm Wheelset 12x148 mm	-
Shimano XT RD-M8000 Shadow Plus 11-S	Kind Shock LEV Integra 31.6 mm	FRHG0058
-	Ergon SME30	S-M-L-XL

SIZE	ARTICLE NUMBER
S	18YA1019
M	18YA1020
L	18YA1021
XL	18YA1022

SLAMR X^{AL}

MODERN ALUMINUM FRAME WITH EASILY ACCESSIBLE INTEGRATED BATTERY AND SLEEK DESIGN // MODERNER ALUMINIUMRAHMEN MIT LEICHT ZUGÄNGLICHER, INTEGRIERTER BATTERIE IM SPORTLICH-SCHNITTIGEM LOOK



EQUIPPED WITHOUT COMPROMISE FOR MAXIMUM RIDING FUN IN ANY TERRAIN // KOMPROMISSLOS AUSGESTATTET FÜR MAXIMALEN FAHRSPASS IN JEDEM GELÄNDE

HYBRIDE MX CONCEPT: 29"/27.5"+ MIX FOR PERFECTLY TUNED RIDING STABILITY AND TRACTION // HYBRIDE MXER KONZEPT: 29"/27.5"+-MIX FÜR PERFECT ABGESTIMMTE FAHRSTABILITÄT UND TRAKTION



BASED ON THE DNA OF OUR AMR FAMILY // BASIERT AUF DER DNA UNSERER AMR-FAMILIE



COIL SPRING SHOCKS FOR BEST POSSIBLE RELIABILITY AND MAXIMUM COMFORT // STAHLFEDERDÄMPFER FÜR HÖCHSTE ZUVERLÄSSIGKEIT UND BESTEN KOMFORT



35



30



28



22



10



02



27

// ALL MOUNTAIN / PLAYFUL

CHARACTERISTICS

New aluminum frame with integrated 504 Wh battery and Shimano Steps 8000 motor with up to 70 Nm torque at under 2.9 kg

Lightweight aluminum full-suspension with e-bike specific equipment for long-term riding fun

A genuine and true e-allrounder with outstandingly superior riding characteristics for maximum riding fun

TARGET GROUP // E-mountain bikers with high demands in terms of superior riding performance and visual elegance



DOWNHILL

UPHILL



TOUGH

LIGHTWEIGHT

CHARAKTERISTIK

Neuer Aluminiumrahmen mit integriertem 504 Wh Akku und Shimano Steps 8000 Motor mit max. 70 Nm Drehmoment bei unter 2.9 kg

Leichtes Alu-Fully mit E-Bike-spezifischer Ausstattung für langanhaltende Fahrfreude


Ein waschechter E-Allrounder mit bestechend souveränen Fahrqualitäten für maximalen Fahrspaß

ZIELGRUPPE // E-Mountainbiker mit höchsten Ansprüchen an souveräne Fahr-Performance und optische Eleganz



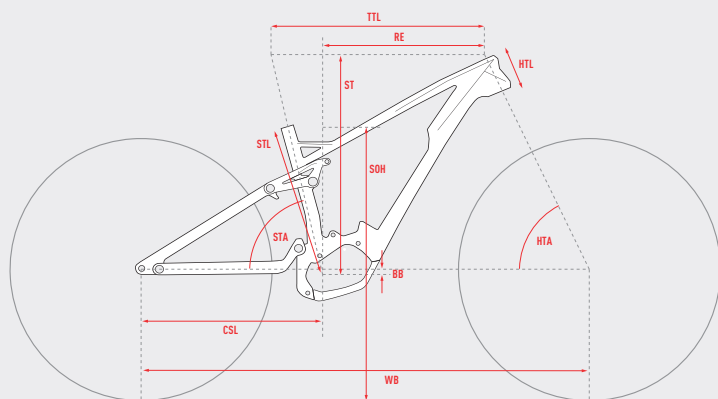
SPEED

PLAYFUL



COMPLEX

EASY



ALL DIMENSIONS IN MM (EXCEPT HTA AND STA IN °)

ALLE MASSE IN MM (AUSNAHME HTA UND STA IN °)

- STL** SEAT TUBE LENGTH
SITZROHRLÄNGE
- CSL** CHAINSTAY LENGTH
KETTENSTREBENLÄNGE
- TTL** TOP TUBE LENGTH
OBERROHRLÄNGE
- HTL** HEADTUBE LENGTH
STEUERROHRLÄNGE
- HTA** HEADTUBE ANGLE
STEUERROHRWINKEL
- RE** REACH
REACH
- SOH** STANDOVER HEIGHT
ÜBERSTANDSHÖHE
- ST** HEAD SET DIAMETER (UPPER / LOWER)
STEUERSATZDURCHMESSER (OBEN / UNTEN)
- BB** AXLE STANDARD (REAR / FRONT)
ACHSENSTANDARD (HINTEN / VORNE)
- BB** BOTTOM BRACKET STANDARD
TRETLAGERSTANDARD
- ST** SEAT POST DIAMETER
SITTELSTÜTZENDURCHMESSER
- SHOCK HARDWARE (Ø 8 MM)**
DÄMPFERBUCHSENMASSE (Ø 8 MM)
- SHOCK LENGTH**
DÄMPFEREINBAULÄNGE
- SHOCK TRAVEL**
DÄMPFERHUB
- FRONT FORK TRAVEL**
FEDERWEG VORNE
- REAR WHEEL TRAVEL**
FEDERWEG HINTEN
- STEM LENGTH**
VORBAULÄNGE
- HANDLEBAR WIDTH**
LENKERBREITE
- CRANK LENGTH**
KURBELLÄNGE
- ST** SEATTUBE BOTTLE MOUNT
FLASCHE SITTELROHR
- DT** DOWNTUBE BOTTLE MOUNT
FLASCHE UNTERROHR

	STL	CSL	TTL	HTL	HTA	STA	BB	WB	ST	RE	SOH														
HYBRIDE SL AMR X S4.7+ AL U																									
S	390	458	575	100	65.6	75.1	25.9	1190	625	408	735	44 / 56	148/110	-	31.6	30 / 30	210	55	160	140	50	780	160	-	-
M	430	458	697	110	65.6	75.1	26.1	1214	634	428	729	44 / 56	148/110	-	31.6	30 / 30	210	55	160	140	50	780	160	-	0.5
L	460	458	638	140	65.7	75.1	26.3	1259	662	461	751	44 / 56	148/110	-	31.6	30 / 30	210	55	160	140	50	780	160	-	0.5
XL	500	458	673	170	65.7	75.1	26.5	1299	690	489	766	44 / 56	148/110	-	31.6	30 / 30	210	55	160	140	50	780	160	-	0.5
HYBRIDE SL AMR X S3.7+ AL U																									
S	390	458	575	100	65.6	75.1	25.9	1190	625	408	735	44 / 56	148/110	-	31.6	30 / 30	210	55	160	140	45	780	160	-	-
M	430	458	697	110	65.6	75.1	26.1	1214	634	428	729	44 / 56	148/110	-	31.6	30 / 30	210	55	160	140	45	780	160	-	0.5
L	460	458	638	140	65.7	75.1	26.3	1259	662	461	751	44 / 56	148/110	-	31.6	30 / 30	210	55	160	140	45	780	160	-	0.5
XL	500	458	673	170	65.7	75.1	26.5	1299	690	489	766	44 / 56	148/110	-	31.6	30 / 30	210	55	160	140	45	780	160	-	0.5



night black / jet black / iridium silver



HYBRIDE SL AMR X S4.7+

HybRide SL AMR AL	SRAM EX1	Shimano SC-E7000
Rock Shox Lyrik RCT3 Dual Position Air 160 mm	Ground Fiftyone 34T	Shimano DU-E8000
Rock Shox Super Deluxe Coil R 140 mm	SRAM XG 899 11-48	Shimano BT-E8010 504 Wh
Syntace Megaforce2 31.8 mm	Formula Cura 4/4 Piston 203 mm	Shimano EC-E6002
Syntace Vector 7075 780 mm Rise 35 mm Dia. 31.8 mm	Maxxis Shorty 3C MaxxTerra Exo 29x2.5 // Maxxis Minion DHR II 3C MaxxTerra Exo 27.5x2.8	16012
Ergon GA20	Syntace W33i Wheelset 15x110 mm // Syntace W40i Wheelset 12x148 mm	-
SRAM EX1 8-S	Kind Shock LEV Integra 31.6 mm	FRHG0057
-	WTB Koda	S-M-L-XL

SIZE	ARTICLE NUMBER
S	86YA1025
M	86YA1026
L	86YA1027
XL	86YA1028

PRICE / PREIS



night black / iridium silver / riot red



HYBRIDE SL AMR X S3.7+

HybRide SL AMR AL	SRAM GX Eagle Single Click	Shimano SC-E7000
Rock Shox Yari RC Dual Position Air 160 mm	Ground Fiftyone 34T	Shimano DU-E8000
Rock Shox Super Deluxe Coil R 140 mm	SRAM PG-1230 11-50	Shimano BT-E8010 504 Wh
Ground Fiftyone Race Dia. 31.8 mm	TRP G-Spec Trail SL 4/4 Piston 203 mm	Shimano EC-E6002
Ground Fiftyone 780 mm Rise 35 mm Dia. 31.8 mm	Maxxis Shorty 3C MaxxTerra Exo 29x2.5 // Maxxis Minion DHR II 3C MaxxTerra Exo 27.5x2.8	16012
Ergon GA20	Rodi Wheelset 30 mm 15x110 mm // Rodi Wheelset 35 mm 12x148 mm	I -
SRAM GX Eagle 12-S	Satori Sorata Fury 31.6 mm	FRHG0057
WTB Koda	WTB Koda	S-M-L-XL

SIZE	ARTICLE NUMBER
S	86YA1019
M	86YA1020
L	86YA1021
XL	86YA1022

PRICE / PREIS

CARBON FRAME WITH EASILY ACCESSIBLE INTEGRATED BATTERY AND SLEEK DESIGN // CARBONRAHMEN MIT LEICHT ZUGÄNGLICHER, INTEGRIERTER BATTERIE IM SPORTLICH-SCHNITTIGEM LOOK



EQUIPPED WITHOUT COMPROMISE FOR MAXIMUM RIDING FUN IN ANY TERRAIN // KOMPROMISSLOS AUSGESTATTET FÜR MAXIMALEN FAHRSPASS IN JEDEM GELÄNDE



HYBRIDE MX CONCEPT: 29" / 27.5" + MIX FOR PERFECTLY TUNED RIDING STABILITY AND TRACTION // HYBRIDE MXER KONZEPT: 29" / 27.5" + MIX FÜR PERFEKT ABGESTIMMTE FAHRSTABILITÄT UND TRAKTION



BASED ON THE DNA OF OUR AMR FAMILY // BASIERT AUF DER DNA UNSERER AMR-FAMILIE



COIL SPRING SHOCKS FOR BEST POSSIBLE RELIABILITY AND MAXIMUM COMFORT // STAHLFEDERDÄMPFER FÜR HÖCHSTE ZUVERLÄSSIGKEIT UND BESTEN KOMFORT



35



30



28



22



01



02



27

// ALL MOUNTAIN / TOUR

CHARACTERISTICS

Carbon frame with integrated 504 Wh battery and Shimano Steps 8000 motor with up to 70 Nm torque at under 2.9 kg

Lightweight carbon full-suspension with e-bike specific equipment for long-term riding fun

A genuine and true e-allrounder with outstandingly superior riding characteristics for maximum riding fun

TARGET GROUP // E-mountain bikers with high demands in terms of superior riding performance and visual elegance



CHARAKTERISTIK

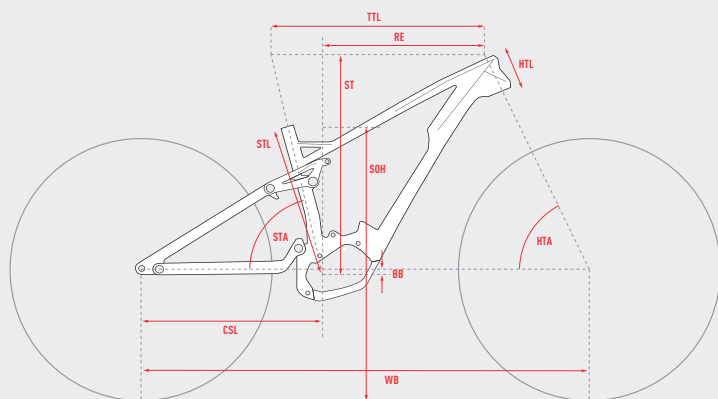
Carbonrahmen mit integriertem 504 Wh Akku und Shimano Steps 8000 Motor mit max. 70 Nm Drehmoment bei unter 2.9 kg

Leichtes Carbon-Fully mit E-Bike-spezifischer Ausstattung für langanhaltende Fahrfreude

Ein waschechter E-Allrounder mit bestechend souveränen Fahrqualitäten für maximalen Fahrspaß

ZIELGRUPPE // E-Mountainbiker mit höchsten Ansprüchen an souveräne Fahr-Performance und optische Eleganz





ALL DIMENSIONS IN MM (EXCEPT HTA AND STA IN °)

ALLE MASSE IN MM (AUSNAHME HTA UND STA IN °)

- STL** SEAT TUBE LENGTH
SITZROHRLÄNGE
- CSL** CHAINSTAY LENGTH
KETTENSTREBENLÄNGE
- TTL** TOP TUBE LENGTH
OBERROHRLÄNGE
- HTL** HEADTUBE LENGTH
STEUERROHRLÄNGE
- HTA** HEADTUBE ANGLE
STEUERROHRWINKEL
- RE** REACH
REACH
- SOH** STANDOVER HEIGHT
ÜBERSTANDSHÖHE
- ST** HEAD SET DIAMETER (UPPER / LOWER)
STEUERSATZDURCHMESSER (OBEN / UNTEN)
- BB** AXLE STANDARD (REAR / FRONT)
ACHSENSTANDARD (HINTEN / VORNE)
- BB** BOTTOM BRACKET STANDARD
TRETLAGERSTANDARD
- ST** SEAT POST DIAMETER
SITTELSTÜTZENDURCHMESSER
- SHOCK HARDWARE (Ø 8 MM)**
DÄMPFERBUCHSENMASSE (Ø 8 MM)
- SHOCK LENGTH**
DÄMPFEREINBAULÄNGE
- SHOCK TRAVEL**
DÄMPFERHUB
- FRONT FORK TRAVEL**
FEDERWEG VORNE
- REAR WHEEL TRAVEL**
FEDERWEG HINTEN
- STEM LENGTH**
VORBAULÄNGE
- HANDLEBAR WIDTH**
LENKERBREITE
- CRANK LENGTH**
KURBELLÄNGE
- ST** SEATTUBE BOTTLE MOUNT
FLASCHE SITTELROHR
- DT** DOWNTUBE BOTTLE MOUNT
FLASCHE UNTERROHR

	STL	CSL	TTL	HTL	HTA	STA	BB	WB	ST	RE	SOH														
HYBRIDE SL AMR S8.7+ LC																									
S	390	455	570	90	66.5	76.1	30	1178	609	420	715	44 / 56	148/110	-	31.6	30 / 30	210	55	140	140	50	780	160	-	-
M	430	455	592	100	66.5	76.1	30	1201	619	440	717	44 / 56	148/110	-	31.6	30 / 30	210	55	140	140	50	780	160	-	-
L	460	455	632	120	66.5	76.1	30	1245	637	475	746	44 / 56	148/110	-	31.6	30 / 30	210	55	140	140	50	780	160	-	-
XL	500	455	666	140	66.5	76.1	30	1282	656	505	769	44 / 56	148/110	-	31.6	30 / 30	210	55	140	140	50	780	160	-	-
HYBRIDE SL AMR S6.7+ / S4.7+ LC																									
S	390	455	570	90	66.5	76.1	30	1178	609	420	715	44 / 56	148/110	-	31.6	30 / 30	210	55	140	140	55	780	160	-	-
M	430	455	592	100	66.5	76.1	30	1201	619	440	717	44 / 56	148/110	-	31.6	30 / 30	210	55	140	140	55	780	160	-	-
L	460	455	632	120	66.5	76.1	30	1245	637	475	746	44 / 56	148/110	-	31.6	30 / 30	210	55	140	140	55	780	160	-	-
XL	500	455	666	140	66.5	76.1	30	1282	656	505	769	44 / 56	148/110	-	31.6	30 / 30	210	55	140	140	55	780	160	-	-



titanium gray / microchip gray / riot red



HYBRIDE SL AMR S8.7+

HybRide SL AMR LC	Shimano XT Di2 SW-M8050	Shimano SC-E8000
Rock Shox Pike RC Debon Air 140 mm	Ground Fiftyone 34T	Shimano DU-E8000
Rock Shox Super Deluxe Coil R 140 mm	Shimano XT CS-M8000 11-46	Shimano BT-E8010 504 Wh
Syntace Megaforce2 Dia. 31.8 mm	Shimano Saint BR-M820 4/4 Piston 203 mm Disc	Shimano EC-E6000
Syntace Vector Carbon 780 mm Rise 35 mm Dia. 31.8 mm	Maxxis Minion DHR II 3C MaxxTerra Exo 29x2.4 // Maxxis Minion DHR II 3C MaxxTerra Exo 27.5x2.8	16012
Ergon GE10	DT Swiss H 1700 Spline 30 mm Wheelset 15x110 mm // DT Swiss H 1700 Spline 35 mm Wheelset 12x148 mm	-
Shimano XT Di2 RD-M8050 Shadow Plus 11-S	Kind Shock LEV Integra 31.6 mm	FRHG0058
-	Ergon SME30	S-M-L-XL

SIZE	ARTICLE NUMBER
S	18YA1013
M	18YA1014
L	18YA1015
XL	18YA1016

PRICE / PREIS



titanium gray / riot red / star white



HYBRIDE SL AMR S6.7+

Hybride SL AMR LC	Shimano XT SL-M8000	Shimano SC-E8000
Rock Shox Revelation RC Debon Air 140 mm	Ground Fiftyone 34T	Shimano DU-E8000
Rock Shox Super Deluxe Coil R 140 mm	Shimano XT CS-M8000 11-46	Shimano BT-E8010 504 Wh
Ground Fiftyone Team Dia. 35 mm	Magura MT 7 4/4 Piston 203 mm Disc	Shimano EC-E6000
Ground Fiftyone Race 780 mm Rise 35 mm Dia. 35 mm	Maxxis Minion DHR II 3C MaxTerra Exo 29x2.4 // Maxxis Minion DHR II 3C MaxTerra Exo 27.5x2.8	16012
Ergon GE10	DT Swiss H 1700 Spline 30 mm Wheelset 15x110 mm // DT Swiss H 1700 Spline 35 mm Wheelset 12x148 mm	-
Shimano XT RD-M8000 Shadow Plus 11-S	Kind Shock LEV Integra 31.6 mm	FRHG0058
-	Ergon SME30	S-M-L-XL

SIZE	ARTICLE NUMBER
S	18YA1007
M	18YA1008
L	18YA1009
XL	18YA1010

PRICE / PREIS



titanium gray / star white / riot red



HYBRIDE SL AMR S4.7+

Hybride SL AMR LC	Shimano SLX SL-M7000	Shimano SC-E8000
SR Suntour AION35 RC-PCS DS 140 mm	Ground Fiftyone 34T	Shimano DU-E8000
Rock Shox Super Deluxe Coil R 140 mm	Sunrace MS8-E 11-46	Shimano BT-E8010 504 Wh
Ground Fiftyone Team Dia. 35 mm	Magura MT 5 4/4 Piston 203 mm Disc	Shimano EC-E6000
Ground Fiftyone Race 780 mm Rise 35 mm Dia. 35 mm	Maxxis Minion DHR II 3C MaxTerra Exo 29x2.4 // Maxxis Minion DHR II 3C MaxTerra Exo 27.5x2.8	16012
Ergon GE10	DT Swiss H 1900 Spline 30 mm Wheelset 15x110 mm // DT Swiss H 1900 Spline 35 mm Wheelset 12x148 mm	-
Shimano XT RD-M8000 Shadow Plus 11-S	JD Dropper Post 31.6 mm	FRHG0058
-	Ergon SME30	S-M-L-XL

SIZE	ARTICLE NUMBER
S	18YA1001
M	18YA1002
L	18YA1003
XL	18YA1004

PRICE / PREIS

MODERN ALUMINUM FRAME WITH EASILY ACCESSIBLE INTEGRATED BATTERY AND SLEEK DESIGN // MODERNER ALUMINIUMRAHMEN MIT LEICHT ZUGÄNGLICHER, INTEGRIERTER BATTERIE IM SPORTLICH-SCHNITTIGEM LOOK



EQUIPPED WITHOUT COMPROMISE FOR MAXIMUM RIDING FUN IN ANY TERRAIN // KOMPROMISSLOS AUSGESTATTET FÜR MAXIMALEN FAHRSPASS IN JEDEM GELÄNDE



HYBRIDE MX CONCEPT: 29"/27.5"-MIX FOR PERFECTLY TUNED RIDING STABILITY AND TRACTION // HYBRIDE MXER KONZEPT: 29"/27.5"-MIX FÜR PERFEKT ABGESTIMMTE FAHRSTABILITÄT UND TRAKTION



BASED ON THE DNA OF OUR AMR FAMILY // BASIERT AUF DER DNA UNSERER AMR-FAMILIE



COIL SPRING SHOCKS FOR BEST POSSIBLE RELIABILITY AND MAXIMUM COMFORT // STAHLFEDERDÄMPFER FÜR HÖCHSTE ZUVERLÄSSIGKEIT UND BESTEN KOMFORT



35



30



28



22



01



02



27

// ALL MOUNTAIN / PLAYFUL

CHARACTERISTICS

New aluminum frame with integrated 504 Wh battery and Shimano Steps 8000 motor with up to 70 Nm torque at under 2.9 kg

Lightweight aluminium full-suspension with e-bike specific equipment for long-term riding fun

A genuine and true e-allrounder with outstandingly superior riding characteristics for maximum riding fun

TARGET GROUP // E-mountain bikers with high demands in terms of superior riding performance and visual elegance



CHARAKTERISTIK

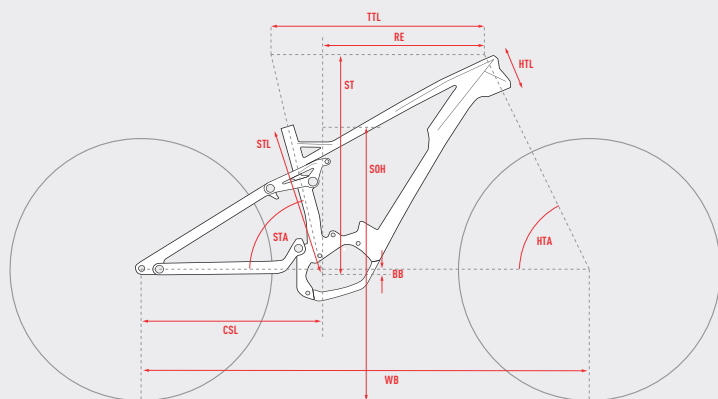
Neuer Aluminiumrahmen mit integriertem 504 Wh Akku und Shimano Steps 8000 Motor mit max. 70 Nm Drehmoment bei unter 2.9 kg

Leichtes Alu-Fully mit E-Bike-spezifischer Ausstattung für langanhaltende Fahrfreude

Ein waschechter E-Allrounder mit bestechend souveränen Fahrqualitäten für maximalen Fahrspaß

ZIELGRUPPE // E-Mountainbiker mit höchsten Ansprüchen an souveräne Fahr-Performance und optische Eleganz





ALL DIMENSIONS IN MM (EXCEPT HTA AND STA IN °)

ALLE MASSE IN MM (AUSNAHME HTA UND STA IN °)

- STL** SEAT TUBE LENGTH
SITZROHRLÄNGE
- CSL** CHAINSTAY LENGTH
KETTENSTREBENLÄNGE
- TTL** TOP TUBE LENGTH
OBERROHRLÄNGE
- HTL** HEADTUBE LENGTH
STEUERROHRLÄNGE
- HTA** HEADTUBE ANGLE
STEUERROHRWINKEL
- RE** REACH
REACH
- SOH** STANDOVER HEIGHT
ÜBERSTANDSHÖHE
- HT** HEAD SET DIAMETER (UPPER / LOWER)
STEUERSATZDURCHMESSER (OBEN / UNTEN)
- AS** AXLE STANDARD (REAR / FRONT)
ACHSENSTANDARD (HINTEN / VORNE)
- BS** BOTTOM BRACKET STANDARD
TRETLAGERSTANDARD
- SD** SEAT POST DIAMETER
SITTELSTÜTZENDURCHMESSER
- SH** SHOCK HARDWARE (Ø 8 MM)
DÄMPFERBUCHSENMASSE (Ø 8 MM)
- SL** SHOCK LENGTH
DÄMPFEREINBAULÄNGE
- ST** SHOCK TRAVEL
DÄMPFERHUB
- FT** FRONT FORK TRAVEL
FEDERWEG VORNE
- RT** REAR WHEEL TRAVEL
FEDERWEG HINTEN
- SL** STEM LENGTH
VORBAULÄNGE
- HW** HANDLEBAR WIDTH
LENKERBREITE
- CL** CRANK LENGTH
KURBELLÄNGE
- ST** SEATTUBE BOTTLE MOUNT
FLASCHE SITTELROHR
- DT** DOWNTUBE BOTTLE MOUNT
FLASCHE UNTERROHR

	STL	CSL	TTL	HTL	HTA	STA	BB	WB	ST	RE	SOH	HT	AS	BS	SD	SH	SL	FT	RT	SL	HW	CL	ST	DT	
HYBRIDE SL AMR S3.7+ AL U																									
S	390	458	572	100	66.5	76	33	1182	618	418	728	44 / 56	148/110	-	31.6	30 / 30	210	55	140	140	50	780	160	-	-
M	430	458	594	110	66.5	76	33	1206	628	438	723	44 / 56	148/110	-	31.6	30 / 30	210	55	140	140	50	780	160	-	0.5
L	460	458	635	140	66.5	75.9	33	1251	655	470	745	44 / 56	148/110	-	31.6	30 / 30	210	55	140	140	50	780	160	-	0.5
XL	500	458	670	170	66.5	75.9	33	1291	683	498	760	44 / 56	148/110	-	31.6	30 / 30	210	55	140	140	50	780	160	-	0.5
HYBRIDE SL AMR S2.7+ / S1.7+ AL U																									
S	390	458	572	100	66.5	76	33	1182	618	418	728	44 / 56	148/110	-	31.6	30 / 30	210	55	140	140	45	780	160	-	-
M	430	458	594	110	66.5	76	33	1206	628	438	723	44 / 56	148/110	-	31.6	30 / 30	210	55	140	140	45	780	160	-	0.5
L	460	458	635	140	66.5	75.9	33	1251	655	470	745	44 / 56	148/110	-	31.6	30 / 30	210	55	140	140	45	780	160	-	0.5
XL	500	458	670	170	66.5	75.9	33	1291	683	498	760	44 / 56	148/110	-	31.6	30 / 30	210	55	140	140	45	780	160	-	0.5



night black / spectra yellow / iridium silver



HYBRIDE SL AMR S3.7+

HybRide SL AMR AL	SRAM XX1 Eagle Single Click	Shimano SC-E7000
Formula Selva 140 mm	Ground Fiftyone 34T	Shimano DU-E8000
Cane Creek DB InLine Coil CS 140 mm	SRAM PG-1230 11-50	Shimano BT-E8010 504 Wh
Syntace Megaforce2 31.8 mm	Formula Cura 4/4 Piston 203 mm	Shimano EC-E6002
Syntace Vector 7075 780 mm Rise 35 mm Dia. 31.8 mm	Maxxis Minion DHF 3C MaxxTerra Exo 29x2.5 // Maxxis Minion DHR II 3C MaxxTerra Exo 27.5x2.8	16012
Ergon GA20	Syntace W33i Wheelset 15x110 mm // Syntace W40i Wheelset 12x148 mm	-
SRAM XX1 Eagle 12-S	Kind Shock LEV Integra 31.6 mm	FRHG0057
-	WTB Koda	S-M-L-XL

SIZE	ARTICLE NUMBER
S	86YA1013
M	86YA1014
L	86YA1015
XL	86YA1016

PRICE / PREIS



night black / riot red / iridium silver



HYBRIDE SL AMR S2.7+

HybRide SL AMR AL	SRAM GX Eagle Single Click	Shimano SC-E7000
Rock Shox Revelation RC Debon Air 140 mm	Ground Fiftyone 34T	Shimano DU-E8000
Rock Shox Super Deluxe Coil R 140 mm	SRAM PG-1230 11-50	Shimano BT-E8010 504 Wh
Ground Fiftyone Race Dia. 31.8 mm	TRP G-Spec Trail SL 4/4 Piston 203 mm	Shimano EC-E6002
Ground Fiftyone 780 mm Rise 35 mm Dia. 31.8 mm	Maxxis Minion DHF 3C MaxxTerra Exo 29x2.5 // Maxxis Minion DHR II 3C MaxxTerra Exo 27.5x2.8	16012
Ergon GA20	Rodi Wheelset 30 mm 15x110 mm // Rodi Wheelset 35 mm 12x148 mm	-
SRAM NX Eagle 12-S	Satori Sorata Fury 31.6 mm	FRHG0057
-	WTB Koda	S-M-L-XL

SIZE	ARTICLE NUMBER
S	86YA1007
M	86YA1008
L	86YA1009
XL	86YA1010

PRICE / PREIS



night black / urban gray / iridium silver



HYBRIDE SL AMR S1.7+

HybRide SL AMR AL	Ground Fiftyone 34T	Shimano SC-E7000
SR Suntour AION 35 RC DS 140 mm	Sunrace CSMS8 11-46	Shimano DU-E8000
Rock Shox Super Deluxe Coil R 140 mm	TRP G-Spec Trail S 4/2 Piston 203 mm	Shimano BT-E8010 504 Wh
GHOST MTB 31.8 mm	Maxxis Minion DHF 3C MaxxTerra Exo 29x2.5 // Maxxis Minion DHR II 3C MaxxTerra Exo 27.5x2.8	Shimano EC-E6002
GHOST MTB Low Rizer 780 mm Rise 35 mm Dia. 31.8 mm	Rodi Tryp 622x30 mm 32H // Rodi Tryp 584x35 mm 32H	16012
Ergon GA20	Formula DC-511 15x110 mm	-
Shimano XT RD-M8000 Shadow Plus 11-S	Formula DC-1248 12x148 mm	FRHG0058
-	Satori Sorata Fury 31.6 mm	S-M-L-XL
Shimano SLX SL-M7000	WTB Koda	

SIZE	ARTICLE NUMBER
S	86YA1001
M	86YA1002
L	86YA1003
XL	86YA1004

PRICE / PREIS

LECTOR X

DEVELOPMENT BASED ON THE DNA OF OUR RENOWNED AND SUCCESSFUL LECTOR RACE HARDTAIL // ENTWICKLUNG BASIEREND AUF DER DNA UNSERES RENOMMIERTEN UND ERFOLGSVERVÖHNEN LECTOR RACEBIKES



EXTREME LOW TOTAL WEIGHT THANKS TO GHOST CARBON RIGID FORK // EXTREM NIEDRIGES GESAMTGEWICHT DANK GHOST CARBON-STARRGABEL

HYBRIDE MXER CONCEPT: 29"/27.5"+ MIX FOR PERFECTLY TUNED RIDING STABILITY AND TRACTION // HYBRIDE MXER KONZEPT: 29"/27.5"+-MIX FÜR PERFEKT ABGESTIMMTE FAHRSTABILITÄT UND TRAKTION



INTELLIGENT TIRE CHOICE FOR LOW WEIGHT AND ROLLING RESISTANCE // REIFEN AUF NIEDRIGES GEWICHT UND GERINGEN ROLLWIDERSTAND ABGESTIMMT



SETUP WITHOUT COMPROMISES FOR STRIKING EFFICIENCY // KOMPROMISSLOSES SET-UP FÜR MAXIMALE EFFIZIENZ



35



28



22



27



19



20



29

// ALLROAD / SPEED

CHARACTERISTICS

Carbon frame with integrated 504 Wh battery and Shimano Steps 8000 motor with up to 70 Nm torque at under 2.9 kg

Absolute benchmark product in its class

Exclusive equipment and looks

Ultra lightweight at 17 kg

TARGET GROUP // For e-bikers who don't subject to conventions and value exclusivity and elegance

CHARAKTERISTIK

Carbonrahmen mit integriertem 504 Wh Akku und Shimano Steps 8000 Motor mit max. 70 Nm Drehmoment bei unter 2.9 kg

Absolutes Benchmark-Produkt in seiner Klasse

Exklusive Ausstattung und Optik

Extrem leicht mit 17 kg

ZIELGRUPPE // Für E-Biker, die sich keinen Konventionen unterwerfen und Exklusivität sowie Eleganz zu schätzen wissen



DOWNHILL

UPHILL



SPEED

PLAYFUL



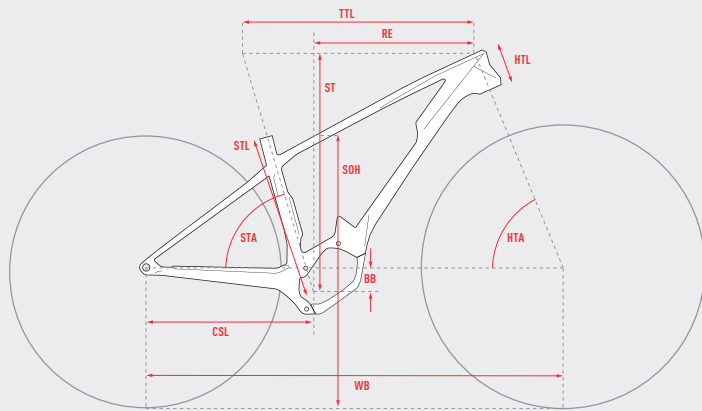
TOUGH

LIGHTWEIGHT



COMPLEX

EASY



ALL DIMENSIONS IN MM (EXCEPT HTA AND STA IN °)

ALLE MASSE IN MM (AUSNAHME HTA UND STA IN °)

- STL** SEAT TUBE LENGTH
SITZROHRLÄNGE
- CSL** CHAINSTAY LENGTH
KETTENSTREBENLÄNGE
- TTL** TOP TUBE LENGTH
OBERROHRLÄNGE
- HTL** HEADTUBE LENGTH
STEUERROHRLÄNGE
- HTA** HEADTUBE ANGLE
STEUERROHRWINKEL
- RE** REACH
- SOH** STANDOVER HEIGHT
ÜBERSTANDSHÖHE
- SOA** HEAD SET DIAMETER (UPPER / LOWER)
STEUERSATZDURCHMESSER (OBEN / UNTEN)
- AS** AXLE STANDARD (REAR / FRONT)
ACHSENSTANDARD (HINTEN / VORNE)
- BS** BOTTOM BRACKET STANDARD
TRETLAGERSTANDARD
- SD** SEAT POST DIAMETER
SITTELSTÜTZENDURCHMESSER
- SH** SHOCK HARDWARE (Ø 8 MM)
DÄMPFERBUCHSENMASSE (Ø 8 MM)
- SL** SHOCK LENGTH
DÄMPFEREINBAULÄNGE
- ST** SHOCK TRAVEL
DÄMPFERHUB
- FT** FRONT FORK TRAVEL
FEDERWEG VORNE
- RT** REAR WHEEL TRAVEL
FEDERWEG HINTEN
- SL** STEM LENGTH
VORBAULÄNGE
- HL** HANDLEBAR WIDTH
LENKERBREITE
- CL** CRANK LENGTH
KURBELLÄNGE
- SM** SEATTUBE BOTTLE MOUNT
FLASCHE SITTELROHR
- DM** DOWNTUBE BOTTLE MOUNT
FLASCHE UNTERROHR

	STL	CSL	TTL	HTL	HTA	STA	BB	WB	ST	RE	SOH	SOA	AS	BS	SD	SH	SL	FT	RT	SL	HL	CL	SM	DM	
HYBRIDE LECTOR X S5.7+ LC																									
S	380	440	593	100	68.1	75.6	76	1142	604	438	676	44 / 56	148/110	-	31.6	- / -	-	-	-	-	60	740	170	0.5	-
M	420	440	609	105	68.1	75.6	76	1158	608	453	688	44 / 56	148/110	-	31.6	- / -	-	-	-	-	60	740	170	0.6	-
L	460	440	633	120	68.1	75.6	76	1184	622	473	713	44 / 56	148/110	-	31.6	- / -	-	-	-	-	60	740	170	0.6	-



titanium gray / night black / neon yellow



HYBRIDE LECTOR X S5.7+

HybRide LECTOR LC	Sunrace MS8-E 11-46	Shimano DU-E8000
GHOST LC Rigid Fork	Shimano SLX BR-M7000 180 mm Disc	Shimano BT-E8010 504 Wh
Ground Fiftyone Dia. 31.8 mm	Maxxis Ikon 3C MaxxSpeed Exo 29x2.35 // Maxxis Ikon 3C MaxxSpeed Exo 27.5x2.8	Shimano EC-E6000
Ground Fiftyone Team 740 mm Dia. 31.8 mm	Rodi Tryp 622x30 mm 32H // Rodi Tryp 584x30 mm 32H	16012
Ergon GA20	Formula DC-711 15x110 mm	Formula EHL-148A 12x148 mm
Shimano SLX RD-M7000 Shadow Plus 11-S	Ground Fiftyone Team Carbon 31.6 mm	FRHG0021
Shimano SLX SL-M7000	Fizik Antares R7	S-M-L
Ground Fiftyone 38T	Shimano SC-E8000	

SIZE	ARTICLE NUMBER
S	18YC1001
M	18YC1002
L	18YC1003

PRICE / PREIS

LECTOR

ALL-NEW DEVELOPMENT BASED ON THE DNA OF OUR RENOWNED AND SUCCESSFUL LECTOR RACE HARDTAIL // NEUENTWICKLUNG AUF BASIS DER DNA UNSERES RENOMMIERTEN UND ERFOLGSVERWÖHNTE LECTOR RACEBIKES



E-BIKE SPECIFIC COMPONENTS // E-BIKE-SPEZIFISCHE KOMPONENTEN



HYBRIDE MX CONCEPT: 29"/27.5"+ MIX FOR PERFECTLY TUNED RIDING STABILITY AND TRACTION // HYBRIDE MXER KONZEPT: 29"/27.5"+-MIX FÜR PERFEKT ABGESTIMMTE FAHRSTABILITÄT UND TRAKTION



INTELLIGENT TIRE CHOICE FOR LOW WEIGHT AND ROLLING RESISTANCE // REIFEN AUF NIEDRIGES GEWICHT UND GERINGEN ROLLWIDERSTAND ABGESTIMMT



CARBON FRAME WITH EASILY ACCESSIBLE INTEGRATED BATTERY AND SLEEK DESIGN // CARBONRÄHMEN MIT LEICHT ZUGÄNGLICHER, INTEGRIERTER BATTERIE IM SPORTLICH-SCHNITTIGEM LOOK



35



28



22



27



19



20



29

// TOUR / LIVELY

CHARACTERISTICS

Carbon frame with integrated 504 Wh battery and Shimano Steps 8000 motor with up to 70 Nm torque at under 2.9 kg

Lightweight carbon full-suspension with e-bike specific equipment for long-term riding fun

Cross country tours and gravel redefined

A genuine and true e-allrounder with outstandingly superior riding characteristics for maximum riding fun

TARGET GROUP // For e-bikers who value sports as much as exclusivity and the charm of a strong personality



CHARAKTERISTIK


Carbonrahmen mit integriertem 504 Wh Akku und Shimano Steps 8000 Motor mit max. 70 Nm Drehmoment bei unter 2.9 kg

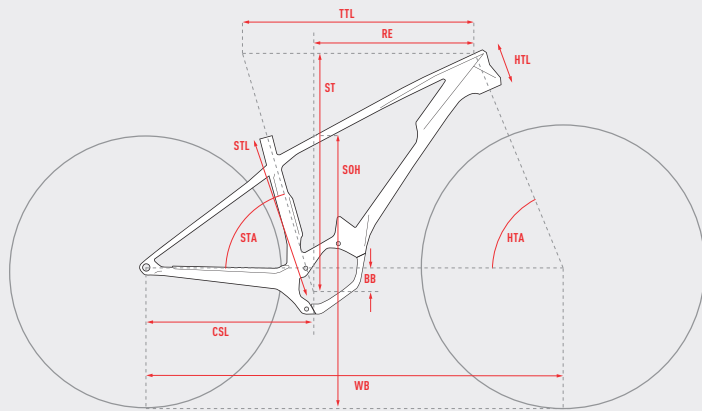
Leichtes Carbon-Fully mit E-Bike spezifischer Ausstattung für langanhaltende Fahrfreude

Definiert Cross Country Touren und Gravel neu

Ein waschechter E-Allrounder mit bestechend souveränen Fahrqualitäten für maximalen Fahrspaß

ZIELGRUPPE // Für E-Biker, denen Sportlichkeit ebenso wichtig ist wie Exklusivität und charakterstarke Ausstrahlung





ALL DIMENSIONS IN MM (EXCEPT HTA AND STA IN °)

ALLE MASSE IN MM (AUSNAHME HTA UND STA IN °)

- STL** SEAT TUBE LENGTH
SITZROHRLÄNGE
- CSL** CHAINSTAY LENGTH
KETTENSTREBENLÄNGE
- TTL** TOP TUBE LENGTH
OBERROHRLÄNGE
- HTL** HEADTUBE LENGTH
STEUERROHRLÄNGE
- HTA** HEADTUBE ANGLE
STEUERROHRWINKEL
- RE** REACH
- SOH** STANDOVER HEIGHT
ÜBERSTANDSHÖHE
- SDH** HEAD SET DIAMETER (UPPER / LOWER)
STEUERSATZDURCHMESSER (OBEN / UNTEN)
- BB** AXLE STANDARD (REAR / FRONT)
ACHSENSTANDARD (HINTEN / VORNE)
- BB** BOTTOM BRACKET STANDARD
TRETLAGERSTANDARD
- ST** SEAT POST DIAMETER
SITTELSTÜTZENDURCHMESSER
- SHOCK HARDWARE (Ø 8 MM)**
DÄMPFERBUCHSENMASSE (Ø 8 MM)
- SHOCK LENGTH**
DÄMPFEREINBAULÄNGE
- SHOCK TRAVEL**
DÄMPFERHUB
- FRONT FORK TRAVEL**
FEDERWEG VORNE
- REAR WHEEL TRAVEL**
FEDERWEG HINTEN
- STEM LENGTH**
VORBAULÄNGE
- HANDLEBAR WIDTH**
LENKERBREITE
- CRANK LENGTH**
KURBELLÄNGE
- SEATTUBE BOTTLE MOUNT**
FLASCHE SITTELROHR
- DOWNTUBE BOTTLE MOUNT**
FLASCHE UNTERROHR

	STL	CSL	TTL	HTL	HTA	STA	BB	WB	ST	RE	SOH														
HYBRIDE LECTOR S8.7+ LC																									
S	380	442.7	600	100	65.8	73.3	59	1161	621	413	693	44 / 56	148/110	-	31.6	- / -	-	-	120	-	50	780	170	0.5	-
M	420	442.7	616	105	65.8	73.3	59	1178	626	428	706	44 / 56	148/110	-	31.6	- / -	-	-	120	-	50	780	170	0.6	-
L	460	442.7	640	120	65.8	73.3	59	1204	640	448	730	44 / 56	148/110	-	31.6	- / -	-	-	120	-	50	780	170	0.6	-
HYBRIDE LECTOR S6.7+ / 4.7+ LC																									
S	380	442.7	600	100	65.8	73.3	59	1161	621	413	693	44 / 56	148/110	-	31.6	- / -	-	-	120	-	55	760	165	0.5	-
M	420	442.7	616	105	65.8	73.3	59	1178	626	428	706	44 / 56	148/110	-	31.6	- / -	-	-	120	-	55	760	165	0.6	-
L	460	442.7	640	120	65.8	73.3	59	1204	640	448	730	44 / 56	148/110	-	31.6	- / -	-	-	120	-	55	760	165	0.6	-



titanium gray / volcano orange / palladium silver



HYBRIDE LECTOR S8.7+

HybRide LECTOR LC	Ground Fiftyone 38T	Shimano DU-E8000
Rock Shox RS1 120 mm	Shimano XT CS-M8000 11-46	Shimano BT-E8010 504 Wh
Syntace Megaforce2 Dia. 31.8 mm	Shimano Saint BR-M820 4/4 Piston 203 mm Disc	Shimano EC-E6000
Syntace Vector 780 mm Rise 20 mm Dia. 31.8 mm	Maxxis Ardent 3C MaxxTerra Exo 29x2.35 // Maxxis Rekon 3C MaxxTerra Exo 27.5x2.8	16012
Ergon GE10	DT Swiss XR 1501 Spline One 25 mm Wheelset 15x110 mm // DT Swiss XR 1501 Spline One 25 mm Wheelset 12x148 mm	-
Shimano XTR Di2 RD-M9050 11-S	Kind Shock LEV Integra 31.6 mm	FRHG0022
-	Fizik Antares R7	S-M-L
Shimano XTR Di2 SW-M9050	Shimano SC-E8000	

SIZE	ARTICLE NUMBER
S	18YC1019
M	18YC1020
L	18YC1021

PRICE / PREIS



titanium gray / riot red / star white



HYBRIDE LECTOR S6.7+

Hybride LECTOR LC	Ground Fiftyone 34T	Shimano DU-E8000
Rock Shox Pike RC Debon Air 120 mm	SRAM XG 899 11-48	Shimano BT-E8010 504 Wh
Ground Fiftyone Team Dia. 35 mm	SRAM Guide RE 4/4 Piston 200 / 180 mm Disc	Shimano EC-E6000
Ground Fiftyone Race 760 mm Rise 20 mm Dia. 35 mm	Maxxis Ardent 3C MaxxTerra Exo 29x2.35 // Maxxis Rekon 3C MaxxTerra Exo 27.5x2.8	16012
Ergon GE10	DT Swiss H 1900 Spline 30 mm Wheelset 15x110 mm // DT Swiss H 1900 Spline 30 mm Wheelset 12x148 mm	-
SRAM EX1 8-S	Kind Shock LEV Integra 31.6 mm	FRHG0021
-	Fizik Antares R7	S-M-L
SRAM EX1	Shimano SC-E8000	

SIZE	ARTICLE NUMBER
S	18YC1013
M	18YC1014
L	18YC1015

PRICE / PREIS



titanium gray / star white / riot red



HYBRIDE LECTOR S4.7+

Hybride LECTOR LC	Sunrace MS8-E 11-46	Shimano DU-E8000
SR Suntour Raidon 34 LOR DS Air 120 mm	Tektro HD-M805 Slate 4K 4/4 Piston 203 / 180 mm Disc	Shimano BT-E8010 504 Wh
Ground Fiftyone Team Dia. 35 mm	Maxxis Ardent 3C MaxxTerra Exo 29x2.35 // Maxxis Rekon 3C MaxxTerra Exo 27.5x2.8	Shimano EC-E6000
Ground Fiftyone Race 760 mm Rise 20 mm Dia. 35 mm	Rodi Tryp 622x30 mm 32H // Rodi Tryp 584x30 mm 32H	16012
Ergon GA20	Formula DC-711 15x110 mm	-
Shimano XT RD-M8000 Shadow Plus 11-S	Formula EHL-148A 12x148 mm	FRHG0022
-	JD Dropper Post 31.6 mm	S-M-L
Shimano SLX SL-M7000	Fizik Antares R7	
Ground Fiftyone 34T	Shimano SC-E8000	

SIZE	ARTICLE NUMBER
S	18YC1007
M	18YC1008
L	18YC1009

PRICE / PREIS

FRAME WITH INTEGRATED BATTERY DESIGN //
RAHMEN MIT INTEGRIERTER BATTERIEAUFNAHME



E-BIKE SPECIFIC COMPONENTS //
E-BIKE-SPEZIFISCHE KOMponentEN

COMFORTABLE TOURING BIKE WITH 29" FOR EASY
ROLLING // KOMFORTABLER TOURER MIT 29"-
LAUFRÄDERN FÜR ANGENEHMES ROLLVERHALTEN



POWERFUL BRAKE SYSTEMS //
KRAFTVOLLE BREMSYSTEME



SHIMANO STEPS 8000 MOTOR //
SHIMANO STEPS 8000-ANTRIEB



22

29

16

01

11

14

25

// ALL MOUNTAIN / LIVELY

CHARACTERISTICS

Aluminum frame with integrated 504 Wh battery and Shimano Steps 8000 motor with up to 70 Nm torque at under 2.9 kg

The plush AMR four-bar-linkage chassis guarantees successful balance between efficiency and gulping suspension performance

Tour-specific components

Compact cockpit guarantees a pleasant upright seating position

TARGET GROUP // Cool e-bikers who want to relax and glide along on any surface



CHARAKTERISTIK

Aluminiumrahmen mit integriertem 504 Wh Akku und Shimano Steps 8000 Motor mit max. 70 Nm Drehmoment bei unter 2.9 kg

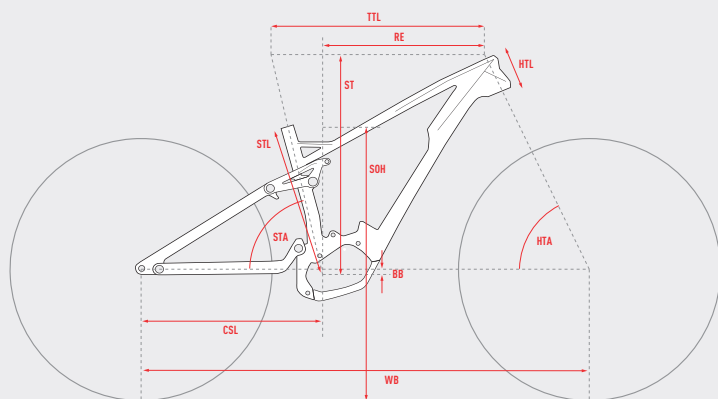
Dem satten AMR-Viergelenkhinterbau gelingt der Spagat zwischen Effizienz und Schluckfreudigkeit

Tour-spezifische Ausstattung

Das kompakte Cockpit bietet eine angenehm aufrechte Sitzposition

ZIELGRUPPE // Lässige E-Biker, die auf jedem Untergrund entspannt dahingleiten wollen





ALL DIMENSIONS IN MM (EXCEPT HTA AND STA IN °)

ALLE MASSE IN MM (AUSNAHME HTA UND STA IN °)

- STL** SEAT TUBE LENGTH
SITZROHRLÄNGE
- CSL** CHAINSTAY LENGTH
KETTENSTREBENLÄNGE
- TTL** TOP TUBE LENGTH
OBERROHRLÄNGE
- HTL** HEADTUBE LENGTH
STEUERROHRLÄNGE
- HTA** HEADTUBE ANGLE
STEUERROHRWINKEL
- RE** REACH
- SOH** STANDOVER HEIGHT
ÜBERSTANDSHÖHE
- HTA** HEAD SET DIAMETER (UPPER / LOWER)
STEUERSATZDURCHMESSER (OBEN / UNTEN)
- CSL** AXLE STANDARD (REAR / FRONT)
ACHSENSTANDARD (HINTEN / VORNE)
- BB** BOTTOM BRACKET STANDARD
TRETLAGERSTANDARD
- STL** SEAT POST DIAMETER
SITTELSTÜTZENDURCHMESSER
- SHOCK HARDWARE (Ø 8 MM)**
DÄMPFERBUCHSENMASSE (Ø 8 MM)
- SHOCK LENGTH**
DÄMPFEREINBAULÄNGE
- SHOCK TRAVEL**
DÄMPFERHUB
- FRONT FORK TRAVEL**
FEDERWEG VORNE
- REAR WHEEL TRAVEL**
FEDERWEG HINTEN
- STEM LENGTH**
VORBAULÄNGE
- HANDLEBAR WIDTH**
LENKERBREITE
- CRANK LENGTH**
KURBELLÄNGE
- ST** SEATTUBE BOTTLE MOUNT
FLASCHE SITTELROHR
- DT** DOWNTUBE BOTTLE MOUNT
FLASCHE UNTERROHR

	STL	CSL	TTL	HTL	HTA	STA	BB	WB	ST	RE	SOH														
HYBRIDE KATO FS S3.9 AL U																									
S	390	455	569	100	67	76.5	28	1176	583	430	745	44 / 56	148/110	-	31.6	30 / 30	210	50	120	130	55	740	170	-	0.5
M	430	455	592	120	67	76.5	28	1203	601	440	759	44 / 56	148/110	-	31.6	30 / 30	210	50	120	130	55	740	170	-	0.5
L	460	455	616	140	67	76.5	28	1232	619	470	777	44 / 56	148/110	-	31.6	30 / 30	210	50	120	130	55	740	170	-	0.5
XL	500	455	640	160	67	76.5	28	1260	637	490	795	44 / 56	148/110	-	31.6	30 / 30	210	50	120	130	55	740	170	-	0.5



night black / star white

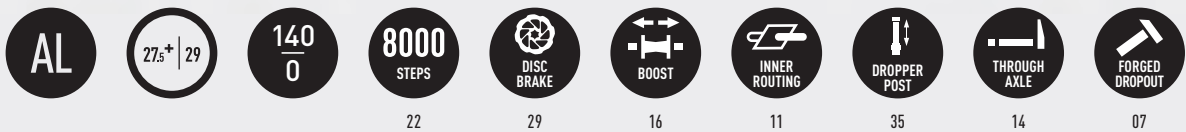


HYBRIDE KATO FS S3.9

HybRide KATO FS AL	Shimano FC-E8000 34T	Shimano SC-E7000
SR Suntour XCM 34 LO DS 120 mm	Shimano CS-HG500-10 11-42	Shimano DU-E8000
X-Fusion O2 Pro RL 130 mm	Shimano BR-MT200 2/2 Piston 180 mm	Shimano BT-E8010 504 Wh
GHOST MTB Dia. 31.8 mm	Continental X-King Pure Grip 29x2.2 // Continental X-King Pure Grip 29x2.2	Shimano EC-E6002
GHOST MTB 740 mm Rise 25 mm Dia. 31.8 mm	Rodi Tryp 622x25 mm 32H // Rodi Tryp 622x25 mm 32H	16012
Velo Grip	Shimano HB-MT400-B 15x110 mm	-
Shimano Deore RD-M6000 Shadow Plus 10-S	Shimano FH-MT400-B 12x148 mm	FRHG0058
-	GHOST Light DC 1 31.6 mm	S-M-L-XL
Shimano Deore SL-M6000	Velo VL-1353	

SIZE	ARTICLE NUMBER
S	86YK1017
M	86YK1018
L	86YK1019
XL	86YK1020

PRICE / PREIS



// TRAIL / PLAYFUL

CHARACTERISTICS

Aluminum frame with integrated 504 Wh battery and Shimano Steps 8000 motor with up to 70 Nm torque at under 2.9 kg

Modern geometry makes for an exceptionally versatile hardtail

Built to be tough: front and rear through axles create a stiff chassis

TARGET GROUP // Trail bikers who can't do e-mtb without the minimalism of a hardtail

CHARAKTERISTIK

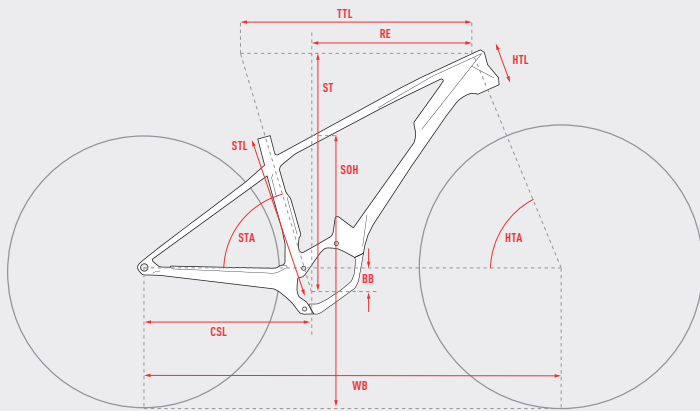
Aluminiumrahmen mit integriertem 504 Wh Akku und Shimano Steps 8000 Motor mit max. 70 NM Drehmoment bei unter 2.9 kg

Moderne Geometrie resultiert in einem unvergleichlich vielseitigen Hardtail

Gebaut für die härtesten Ansprüche: Steckachsen vorn und hinten bilden ein enorm steifes Chassis

ZIELGRUPPE // Trail-Biker, die den Purismus eines Hardtails auch am E-MTB nicht missen möchten





ALL DIMENSIONS IN MM (EXCEPT HTA AND STA IN °)

ALLE MASSE IN MM (AUSNAHME HTA UND STA IN °)

- STL** SEAT TUBE LENGTH
SITZROHRLÄNGE
- CSL** CHAINSTAY LENGTH
KETTENSTREBENLÄNGE
- TTL** TOP TUBE LENGTH
OBERROHRLÄNGE
- HTL** HEADTUBE LENGTH
STEUERROHRLÄNGE
- HTA** HEADTUBE ANGLE
STEUERROHRWINKEL
- RE** REACH
- SOH** STANDOVER HEIGHT
ÜBERSTANDSHÖHE
- ST** HEAD SET DIAMETER (UPPER / LOWER)
STEUERSATZDURCHMESSER (OBEN / UNTEN)
- BB** AXLE STANDARD (REAR / FRONT)
ACHSENSTANDARD (HINTEN / VORNE)
- WB** BOTTOM BRACKET STANDARD
TRETLAGERSTANDARD
- ST** SEAT POST DIAMETER
SITTELSTÜTZENDURCHMESSER
- SHOCK HARDWARE (Ø 8 MM)**
DÄMPFERBUCHSENMASSE (Ø 8 MM)
- SHOCK LENGTH**
DÄMPFEREINBAULÄNGE
- SHOCK TRAVEL**
DÄMPFERHUB
- FRONT FORK TRAVEL**
FEDERWEG VORNE
- REAR WHEEL TRAVEL**
FEDERWEG HINTEN
- STEM LENGTH**
VORBAULÄNGE
- HANDLEBAR WIDTH**
LENKERBREITE
- CRANK LENGTH**
KURBELLÄNGE
- ST** SEATTUBE BOTTLE MOUNT
FLASCHE SITTELROHR
- DT** DOWNTUBE BOTTLE MOUNT
FLASCHE UNTERROHR

	STL	CSL	TTL	HTL	HTA	STA	BB	WB	ST	RE	SOH														
HYBRIDE KATO X S8.7+ AL U																									
S	380	442.5	598	100	66.4	73.9	59	1162	617	420	695	44 / 56	148/110	-	31.6	- / -	-	-	120	-	45	780	160	-	0.5
M	420	442.5	614	105	66.4	73.9	59	1178	621	434	715	44 / 56	148/110	-	31.6	- / -	-	-	120	-	45	780	160	0.5	0.5
L	460	442.5	633	120	66.4	73.9	59	1199	635	449	734	44 / 56	148/110	-	31.6	- / -	-	-	120	-	45	780	160	0.5	0.5
XL	500	442.5	652	135	66.4	73.9	59	1220	649	464	768	44 / 56	148/110	-	31.6	- / -	-	-	120	-	45	780	160	0.5	0.5
HYBRIDE KATO X S5.7+ AL U																									
S	380	442.5	600	100	65.7	73.5	54	1167	622	412	700	44 / 56	148/110	-	31.6	- / -	-	-	120	-	45	780	160	-	0.5
M	420	442.5	616	105	65.7	73.5	54	1184	627	427	720	44 / 56	148/110	-	31.6	- / -	-	-	120	-	45	780	160	0.5	0.5
L	460	442.5	635	120	65.7	73.5	54	1205	640	442	739	44 / 56	148/110	-	31.6	- / -	-	-	120	-	45	780	160	0.5	0.5
XL	500	442.5	654	135	65.7	73.5	54	1226	654	457	773	44 / 56	148/110	-	31.6	- / -	-	-	120	-	45	780	160	0.5	0.5



night black / riot red / iridium silver



HYBRIDE KATO X S8.7+

HybRide KATO AL	Miranda Delta 34T	Shimano DU-E8000
Rock Shox Revelation RC Debon Air 120 mm	SRAM PG-1230 11-50	Shimano BT-E8010 504 Wh
GHOST MTB Dia. 31.8 mm	TRP G-Spec Trail S 4/2 Piston 203 mm	Shimano EC-E6002
GHOST MTB 780 mm Rise 35 mm Dia. 31.8 mm	Maxxis Minion DHF 3C MaxxTerra Exo 29x2.5 // Maxxis Minion DHR II 3C MaxxTerra Exo 27.5x2.8	16012
Ergon GA20	Rodi Wheelset 30 mm 15x110 mm // Rodi Wheelset 35 mm 12x148 mm	FRHG0021
SRAM NX Eagle 12-S	Satori Sorata Fury 31.6 mm	S-M-L-XL
SRAM GX Eagle Single Click	WTB Koda	
	Shimano SC-E7000	

SIZE	ARTICLE NUMBER
S	86YK1011
M	86YK1012
L	86YK1013
XL	86YK1014

PRICE / PREIS



night black / jet black / iridium silver



HYBRIDE KATO X S5.7+

HybRide KATO AL	Sunrace CSMS8 11-46	Shimano DU-E8000
SR Suntour XCR 34 LOR DS Air 120 mm	Tektro HDM-735 4/2 Piston 203 mm	Shimano BT-E8010 504 Wh
GHOST MTB Dia. 31.8 mm	Maxxis Minion DHF 3C MaxxTerra Exo 29x2.5 // Maxxis Minion DHR II 3C MaxxTerra Exo 27.5x2.8	Shimano EC-E6002
GHOST MTB 780 mm Rise 35 mm Dia. 31.8 mm	Rodi Tryp 622x30 mm 32H // Rodi Tryp 584x35 mm 32H	16012
Ergon GA20	Formula DC-511 15x110 mm	-
Shimano SLX RD-M7000 Shadow Plus 11-S	Formula DC-1248 12x148 mm	FRHG0022
-	Satori Sorata Fury 31.6 mm	S-M-L-XL
Shimano SLX SL-M7000	WTB Koda	
Miranda Delta 34T	Shimano SC-E7000	

SIZE	ARTICLE NUMBER
S	86YK1006
M	86YK1007
L	86YK1008
XL	86YK1009

PRICE / PREIS



SHIMANO STEPS 8000 MOTOR // SHIMANO STEPS 8000-ANTRIEB

E-BIKE SPECIFIC COMPONENTS // E-BIKE-SPEZIFISCHE KOMPONENTEN

COMFORTABLE TOURER WITH 29" FOR EASY ROLLING // KOMFORTABLER TOURER MIT 29"-LAUFRÄDERN FÜR ANGENEHMES ROLLVERHALTEN

FRAME WITH INTEGRATED BATTERY DESIGN // RAHMEN MIT INTEGRIERTER BATTERIEAUFNAHME

- AL
- 29
- 120/0
- 8000 STEPS
22
- DISC BRAKE
29
- BOOST
16
- FORGED DROPOUT
07
- INNER ROUTING
11
- THROUGH AXLE
14
- INTEGRATED
25

// TOUR / LEISURE

CHARACTERISTICS

Aluminum frame with integrated 504 Wh battery and Shimano Steps 8000 motor with up to 70 Nm torque at under 2.9 kg

Tour-specific components

The compact cockpit guarantees a pleasant upright seating position

TARGET GROUP // Comfort-conscious e-bikers who love extended mtb tours

CHARAKTERISTIK

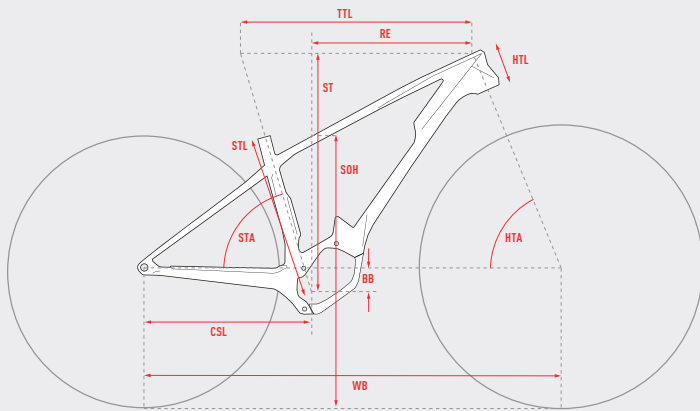
Aluminiumrahmen mit integriertem 504 Wh Akku und Shimano Steps 8000 Motor mit max. 70 Nm Drehmoment bei unter 2.9 kg

Tour-spezifische Ausstattung

Das kompakte Cockpit bietet eine angenehm aufrechte Sitzposition

ZIELGRUPPE // Komfort-bewusste E-Biker, die Freude an ausgedehnten MTB-Touren haben





ALL DIMENSIONS IN MM (EXCEPT HTA AND STA IN °)

ALLE MASSE IN MM (AUSNAHME HTA UND STA IN °)

- STL** SEAT TUBE LENGTH
SITZROHRLÄNGE
- CSL** CHAINSTAY LENGTH
KETTENSTREBENLÄNGE
- TTL** TOP TUBE LENGTH
OBERROHRLÄNGE
- HTL** HEADTUBE LENGTH
STEUERROHRLÄNGE
- HTA** HEADTUBE ANGLE
STEUERROHRWINKEL
- RE** REACH
REACH
- SOH** STANDOVER HEIGHT
ÜBERSTANDSHÖHE
- SO** HEAD SET DIAMETER (UPPER / LOWER)
STEUERSATZDURCHMESSER (OBEN / UNTEN)
- AXL** AXLE STANDARD (REAR / FRONT)
ACHSENSTANDARD (HINTEN / VORNE)
- BB** BOTTOM BRACKET STANDARD
TRETLAGERSTANDARD
- SP** SEAT POST DIAMETER
SITTELSTÜTZENDURCHMESSER
- SH** SHOCK HARDWARE (Ø 8 MM)
DÄMPFERBUCHSENMASSE (Ø 8 MM)
- SL** SHOCK LENGTH
DÄMPFEREINBAULÄNGE
- ST** SHOCK TRAVEL
DÄMPFERHUB
- FT** FRONT FORK TRAVEL
FEDERWEG VORNE
- RT** REAR WHEEL TRAVEL
FEDERWEG HINTEN
- VL** STEM LENGTH
VORBAULÄNGE
- HW** HANDLEBAR WIDTH
LENKERBREITE
- KL** CRANK LENGTH
KURBELLENGE
- SM** SEATTUBE BOTTLE MOUNT
FLASCHE SITTELROHR
- DM** DOWNTUBE BOTTLE MOUNT
FLASCHE UNTERROHR

	STL	CSL	TTL	HTL	HTA	STA	BB	WB	ST	RE	SOH	SO	AXL	BB	SP	SH	SL	FT	RT	VL	HW	KL	SM	DM	
HYBRIDE KATO S3.9 AL U																									
XS	360	442.5	585	100	65.7	73.2	54	1152	621	397	700	44 / 56	148/110	-	31.6	- / -	-	-	120	-	55	740	170	-	0.5
S	380	442.5	600	100	65.7	73.5	54	1167	622	412	700	44 / 56	148/110	-	31.6	- / -	-	-	120	-	55	740	170	-	0.5
M	420	442.5	616	105	65.7	73.5	54	1184	627	427	720	44 / 56	148/110	-	31.6	- / -	-	-	120	-	55	740	170	0.5	0.5
L	460	442.5	635	120	65.7	73.5	54	1205	640	442	739	44 / 56	148/110	-	31.6	- / -	-	-	120	-	55	740	170	0.5	0.5
XL	500	442.5	654	135	65.7	73.5	54	1226	654	457	773	44 / 56	148/110	-	31.6	- / -	-	-	120	-	55	740	170	0.5	0.5



night black / star white



HYBRIDE KATO S3.9

HybRide KATO AL	Sunrace CSMS8 11-46	Shimano DU-E8000
SR Suntour XCR 34 LOR DS Air 120 mm	Shimano BR-MT200 2/2 Piston 180 mm	Shimano BT-E8010 504 Wh
GHOST MTB Dia. 31.8 mm	Continental X-King Pure Grip 29x2.2 // Continental X-King Pure Grip 29x2.2	Shimano EC-E6002
GHOST MTB 740 mm Rise 25 mm Dia. 31.8 mm	Rodi Tryp 622x25 mm 32H // Rodi Tryp 622x25 mm 32H	16012
Velo Grip	Formula CL-811 15x110 mm	-
Shimano XT RD-M8000 Shadow Plus 11-S	Formula CL1248 12x148 mm	FRHG0022
-	GHOST Light DC 1 31.6 mm	XS-S-M-L-XL
Shimano SLX SL-M7000	Velo VL-1353	
Miranda Delta 38 T	Shimano SC-E7000	

SIZE	ARTICLE NUMBER
XS	86YK1035
S	86YK1001
M	86YK1002
L	86YK1003
XL	86YK1004

PRICE / PREIS

RENOWN BOSCH ENGINE FOR SUPPLE SUPPORT //
BEKANNTER UND BELIEBTER BOSCH-MOTOR FÜR
ANGENEHME UNTERSTÜTZUNG 

 E-BIKE SPECIFIC COMPONENTS //
E-BIKE-SPEZIFISCHE KOMponentEN



 FULL OR SEMI INTEGRATED BATTERY MODELS
AVAILABLE // MODELLE MIT SEMI- UND
VOLLINTEGRIERTER BATTERIE ERHÄLTlich



// ALLROUND / ACTIVE

CHARACTERISTICS

Powerful battery, motor with up to 75 Nm torque
High-quality saddles and powerful brakes
Easy to adjust suspension forks

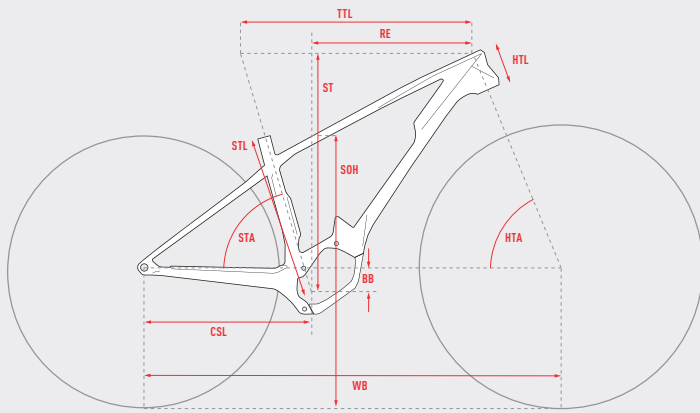
TARGET GROUP // Bikers who value range and style as much as a fair price

CHARAKTERISTIK

Starke Akku-Optionen, Motor mit bis zu 75 Nm Drehmoment
Hochwertige Sättel und standfeste Bremsen
Leicht einzustellende Federgabeln

ZIELGRUPPE // Radler, denen Reichweite und Style genau so wichtig sind wie ein fairer Preis





ALL DIMENSIONS IN MM (EXCEPT HTA AND STA IN °)

ALLE MASSE IN MM (AUSNAHME HTA UND STA IN °)

- STL** SEAT TUBE LENGTH
SITZROHRLÄNGE
- CSL** CHAINSTAY LENGTH
KETTENSTREBENLÄNGE
- TTL** TOP TUBE LENGTH
OBERROHRLÄNGE
- HTL** HEADTUBE LENGTH
STEUERROHRLÄNGE
- HTA** HEADTUBE ANGLE
STEUERROHRWINKEL
- RE** REACH
REACH
- SOH** STANDOVER HEIGHT
ÜBERSTANDSHÖHE
- SO** HEAD SET DIAMETER (UPPER / LOWER)
STEUERSATZDURCHMESSER (OBEN / UNTEN)
- AXL** AXLE STANDARD (REAR / FRONT)
ACHSENSTANDARD (HINTEN / VORNE)
- BB** BOTTOM BRACKET STANDARD
TRETLAGERSTANDARD
- SPD** SEAT POST DIAMETER
SITTELSTÜTZENDURCHMESSER
- SHOCK HW** SHOCK HARDWARE (Ø 8 MM)
DÄMPFERBUCHSENMASSE (Ø 8 MM)
- SHOCK L** SHOCK LENGTH
DÄMPFEREINBAULÄNGE
- SHOCK T** SHOCK TRAVEL
DÄMPFERHUB
- FRT TRAVEL** FRONT FORK TRAVEL
FEDERWEG VORNE
- RRR TRAVEL** REAR WHEEL TRAVEL
FEDERWEG HINTEN
- STEM L** STEM LENGTH
VORBAULÄNGE
- HANDLEBAR W** HANDLEBAR WIDTH
LENKERBREITE
- CRANK L** CRANK LENGTH
KURBELLÄNGE
- ST** SEATTUBE BOTTLE MOUNT
FLASCHE SITTELROHR
- DT** DOWNTUBE BOTTLE MOUNT
FLASCHE UNTERROHR

	STL	CSL	TTL	HTL	HTA	STA	BB	WB	ST	RE	SOH	SO	AXL	BB	SPD	SHOCK HW	SHOCK L	SHOCK T	FRT TRAVEL	RRR TRAVEL	STEM L	HANDLEBAR W	CRANK L	ST	DT
HYBRIDE TERU B4.9 / B2.9 AL U																									
XS	360	472.5	580	100	66.5	73.5	60	1168	616	398	697	44 / 56	135/110	-	31.6	- / -	-	-	120	-	55	740	170	0.5	-
S	380	472.5	592	100	66.5	73.5	60	1180	616	410	697	44 / 56	135/110	-	31.6	- / -	-	-	120	-	55	740	170	0.5	-
M	420	472.5	608	105	66.5	73.5	60	1196	620	424	709	44 / 56	135/110	-	31.6	- / -	-	-	120	-	55	740	170	0.5	-
L	460	472.5	630	115	66.5	73.5	60	1220	629	444	732	44 / 56	135/110	-	31.6	- / -	-	-	120	-	55	740	170	0.75	-
XL	500	472.5	650	130	66.5	73.5	60	1242	643	460	765	44 / 56	135/110	-	31.6	- / -	-	-	120	-	55	740	170	0.75	-



electric blue / jet black / shadow blue



HYBRIDE TERU B4.9

HybRide TERU AL	Sunrace CSMS8 11-46	Bosch Performance CX
SR Suntour XCR 34 LOR DS Air 120 mm	Shimano BR-MT200 2/2 Piston 180 mm	Bosch Power Pack 500 Wh
GHOST MTB Dia. 31.8 mm	Continental X-King Pure Grip 29x2.2 // Continental X-King Pure Grip 29x2.2	Bosch Charger 2 Ah
GHOST MTB 740 mm Rise 25 mm Dia. 31.8 mm	Rodi Blackrock 622x21 mm 32H // Rodi Blackrock 622x21 mm 32H	16012
Velo Grip	Shimano HB-MT400-B 15x110 mm	-
Shimano XT RD-M8000 Shadow Plus 11-S	Shimano FH-TX505-8 QR	EZ1954
-	GHOST Light DC1 31.6 mm	XS-S-M-L-XL
Shimano SLX SL-M7000	Velo VL-1353	
Samox EC13-F13 16T	Bosch Purion	

SIZE	ARTICLE NUMBER
XS	86YT1023
S	86YT1011
M	86YT1012
L	86YT1013
XL	86YT1014

PRICE / PREIS



jet black / urban gray / riot green



jet black / star white



HYBRIDE TERU B4.9

HybRide TERU AL	Sunrace CSMS8 11-46	Bosch Performance CX
SR Suntour XCR 34 LOR DS Air 120 mm	Shimano BR-MT200 2/2 Piston 180 mm	Bosch Power Pack 500 Wh
GHOSH MTB Dia. 31.8 mm	Continental X-King Pure Grip 29x2.2 // Continental X-King Pure Grip 29x2.2	Bosch Charger 2 Ah
GHOSH MTB 740 mm Rise 25 mm Dia. 31.8 mm	Rodi Blackrock 622x21 mm 32H // Rodi Blackrock 622x21 mm 32H	16012
Velo Grip	Shimano HB-MT400-B 15x110 mm	-
Shimano XT RD-M8000 Shadow Plus 11-S	Shimano FH-TX505-8 QR	EZ1954
-	GHOSH Light DC1 31.6 mm	XS-S-M-L-XL
Shimano SLX SL-M7000	Velo VL-1353	
Samox EC13-F13 16T	Bosch Purion	

SIZE	ARTICLE NUMBER
XS	86YT1024
S	86YT1016
M	86YT1017
L	86YT1018
XL	86YT1019

PRICE / PREIS

HYBRIDE TERU B2.9

HybRide TERU AL	Shimano CS-HG200-9 11-34	Bosch Performance CX
SR Suntour XCM 34 LO DS 120 mm	Shimano BR-MT200 2/2 Piston 180 mm	Bosch Power Pack 500 Wh
GHOSH MTB Dia. 31.8 mm	Continental X-King Pure Grip 29x2.2 // Continental X-King Pure Grip 29x2.2	Bosch Charger 2 Ah
GHOSH MTB 740 mm Rise 25 mm Dia. 31.8 mm	Rodi Blackrock 622x21 mm 32H // Rodi Blackrock 622x21 mm 32H	16012
Velo Grip	Shimano HB-MT400-B 15x110 mm	-
Shimano Altus RD-M2000 9-S	Shimano FH-TX505-8 QR	EZ1954
-	GHOSH Light DC1 31.6 mm	XS-S-M-L-XL
Shimano Altus SL-M2000	Velo VL-1353	
Samox EC13-F13 16T	Bosch Purion	

SIZE	ARTICLE NUMBER
XS	86YT1021
S	86YT1001
M	86YT1002
L	86YT1003
XL	86YT1004

PRICE / PREIS



HYBRIDE TERU B2.9

HybRide TERU AL	Shimano CS-HG200-9 11-34	Bosch Performance CX
SR Suntour XCM 34 LO DS 120 mm	Shimano BR-MT200 2/2 Piston 180 mm	Bosch Power Pack 500 Wh
GHOST MTB Dia. 31.8 mm	Continental X-King Pure Grip 29x2.2 // Continental X-King Pure Grip 29x2.2	Bosch Charger 2 Ah
GHOST MTB 740 mm Rise 25 mm Dia. 31.8 mm	Rodi Blackrock 622x21 mm 32H // Rodi Blackrock 622x21 mm 32H	16012
Velo Grip	Shimano HB-MT400-B 15x110 mm	-
Shimano Altus RD-M2000 9-S	Shimano FH-TX505-8 QR	EZ1954
-	GHOST Light DC1 31.6 mm	XS-S-M-L-XL
Shimano Altus SL-M2000	Velo VL-1353	
Samox EC13-F13 16T	Bosch Purion	

SIZE	ARTICLE NUMBER
XS	86YT1022
S	86YT1006
M	86YT1007
L	86YT1008
XL	86YT1009

⚡ **SQUARE**^{CROSS}



⊕ BOSCH DRIVE // BOSCH-ANTRIEB

⊕ 29" FOR A MORE ATHLETIC RIDING STYLE, 28" FOR ENTRY LEVEL // 29" FÜR SPORTLICHES FAHREN, EINSTEIGERFREUNDLICHES 28" MODELL

⊕ 500 WH BATTERY WITH 4 AH CHARGER, 400 WH MODEL WITH 2 AH CHARGER // 500 WH BATTERIE MIT 4 AH LADEGERÄT, 400WH MODELL MIT 2 AH LADEGERÄT

⊕ INTEGRATED BATTERY DESIGN // INTEGRIERTE BATTERIE



// CROSS / FITNESS

CHARACTERISTICS

Perfectly suited for sportive beginners

29" components for a sporty and safe ride similar to a mountain bike, 28" model for beginners

Athletic, new looks and equipment

TARGET GROUP // Pleasure seeking riders looking for a comfortable, universal e-bike that feels at home in any terrain

CHARAKTERISTIK

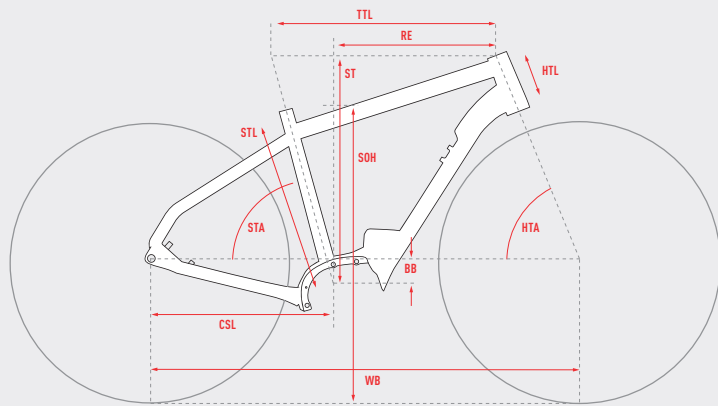
Perfekt für sportlich-ambitionierte Einsteiger

29"-Komponenten für sicheres und sportliches Fahren wie beim Mountainbike, 28" für Einsteiger

Sportive, neue Optik und Ausstattung

ZIELGRUPPE // Genussradler, die ein komfortables, universelles E-Bike suchen, das sich auf allen Strecken wohlfühlt





ALL DIMENSIONS IN MM (EXCEPT HTA AND STA IN °)

ALLE MASSE IN MM (AUSNAHME HTA UND STA IN °)

- STL** SEAT TUBE LENGTH
SITZROHRLÄNGE
- CSL** CHAINSTAY LENGTH
KETTENSTREBENLÄNGE
- TTL** TOP TUBE LENGTH
OBERROHRLÄNGE
- HTL** HEADTUBE LENGTH
STEUERROHRLÄNGE
- HTA** HEADTUBE ANGLE
STEUERROHRWINKEL
- RE** REACH
- SOH** STANDOVER HEIGHT
ÜBERSTANDSHÖHE
- SO** HEAD SET DIAMETER (UPPER / LOWER)
STEUERSATZDURCHMESSER (OBEN / UNTEN)
- AXL** AXLE STANDARD (REAR / FRONT)
ACHSENSTANDARD (HINTEN / VORNE)
- BB** BOTTOM BRACKET STANDARD
TRETLAGERSTANDARD
- SPD** SEAT POST DIAMETER
SITTELSTÜTZENDURCHMESSER
- SHOCK HW** SHOCK HARDWARE (Ø 8 MM)
DÄMPFERBUCHSENMASSE (Ø 8 MM)
- SHOCK L** SHOCK LENGTH
DÄMPFEREINBAULÄNGE
- SHOCK T** SHOCK TRAVEL
DÄMPFERHUB
- FRT TRAVEL** FRONT FORK TRAVEL
FEDERWEG VORNE
- RRR TRAVEL** REAR WHEEL TRAVEL
FEDERWEG HINTEN
- STEM L** STEM LENGTH
VORBAULÄNGE
- HLE** HANDLEBAR WIDTH
LENKERBREITE
- CRANK L** CRANK LENGTH
KURBELLÄNGE
- ST** SEAT TUBE BOTTLE MOUNT
FLASCHE SITTELROHR
- DT** DOWNTUBE BOTTLE MOUNT
FLASCHE UNTERROHR

	STL	CSL	TTL	HTL	HTA	STA	BB	WB	ST	RE	SOH	SO	AXL	BB	SPD	SHOCK HW	SHOCK L	SHOCK T	FRT TRAVEL	RRR TRAVEL	STEM L	HLE	CRANK L	ST	DT
HYBRIDE SQUARE CROSS B4.9 AL U																									
S	470	470	580	160	70	73.5	60	1120	636	391	735	44 / 56	135/100	-	31.6	- / -	-	-	60	-	80	680	170	0.75	-
M	520	470	595	165	70	72.5	60	1123	641	393	770	44 / 56	135/100	-	31.6	- / -	-	-	60	-	80	680	170	0.75	-
L	570	470	610	185	71	72.5	60	1127	664	400	815	44 / 56	135/100	-	31.6	- / -	-	-	60	-	80	680	170	0.75	-
XL	620	470	625	205	71	72	60	1136	683	403	855	44 / 56	135/100	-	31.6	- / -	-	-	60	-	80	680	170	0.75	-
HYBRIDE SQUARE CROSS B4.9 AL W																									
XS	420	470	560	150	70.5	73	60	1088	629	368	630	44 / 56	135/100	-	31.6	- / -	-	-	60	-	80	680	170	-	-
S	470	470	575	155	70.5	72	60	1091	634	369	625	44 / 56	135/100	-	31.6	- / -	-	-	60	-	80	680	170	-	-
M	520	470	590	170	70.5	72	60	1106	648	379	625	44 / 56	135/100	-	31.6	- / -	-	-	60	-	80	680	170	-	-
L	560	470	610	185	70.5	72	60	1127	662	395	625	44 / 56	135/100	-	31.6	- / -	-	-	60	-	80	680	170	-	-
HYBRIDE SQUARE CROSS B2.9 AL U																									
S	470	470	580	160	70	73.5	60	1120	636	391	735	44 / 56	135/100	-	31.6	- / -	-	-	60	-	75	680	170	0.75	-
M	520	470	595	165	70	72.5	60	1123	641	393	770	44 / 56	135/100	-	31.6	- / -	-	-	60	-	75	680	170	0.75	-
L	570	470	610	185	71	72.5	60	1127	664	400	815	44 / 56	135/100	-	31.6	- / -	-	-	60	-	75	680	170	0.75	-
XL	620	470	625	205	71	72	60	1136	683	403	855	44 / 56	135/100	-	31.6	- / -	-	-	60	-	75	680	170	0.75	-
HYBRIDE SQUARE CROSS B2.9 AL W																									
XS	420	470	560	150	70.5	73	60	1088	629	368	630	44 / 56	135/100	-	31.6	- / -	-	-	60	-	75	680	170	-	-
S	470	470	575	155	70.5	72	60	1091	634	369	625	44 / 56	135/100	-	31.6	- / -	-	-	60	-	75	680	170	-	-
M	520	470	590	170	70.5	72	60	1106	648	379	625	44 / 56	135/100	-	31.6	- / -	-	-	60	-	75	680	170	-	-
L	560	470	610	185	70.5	72	60	1127	662	395	625	44 / 56	135/100	-	31.6	- / -	-	-	60	-	75	680	170	-	-
HYBRIDE SQUARE CROSS B1.8 AL U																									
S	470	476	580	160	70	73.5	60	1126	636	391	735	44 / 56	135/100	-	31.6	- / -	-	-	63	-	75	680	170	0.75	-
M	520	476	595	165	70	72.5	60	1129	641	393	770	44 / 56	135/100	-	31.6	- / -	-	-	63	-	75	680	170	0.75	-
L	570	476	610	185	71	72.5	60	1133	664	400	815	44 / 56	135/100	-	31.6	- / -	-	-	63	-	75	680	170	0.75	-
XL	620	476	625	205	71	72	60	1142	683	403	855	44 / 56	135/100	-	31.6	- / -	-	-	63	-	75	680	170	0.75	-
HYBRIDE SQUARE CROSS B1.8 AL W																									
XS	430	476	560	150	70.5	73	60	1094	629	368	630	44 / 56	135/100	-	31.6	- / -	-	-	63	-	75	680	170	-	-
S	470	476	575	155	70.5	72	60	1097	634	369	625	44 / 56	135/100	-	31.6	- / -	-	-	63	-	75	680	170	-	-
M	520	476	590	170	70.5	72	60	1113	648	379	625	44 / 56	135/100	-	31.6	- / -	-	-	63	-	75	680	170	-	-
L	560	476	610	185	70.5	72	60	1133	662	395	625	44 / 56	135/100	-	31.6	- / -	-	-	63	-	75	680	170	-	-



riot red / jet black



HYBRIDE SQUARE CROSS B4.9

HybRide SQUARE Cross AL	Sunrace CSMS8 11-46	Bosch Performance CX
RST Viv Air TNL 60 mm	Shimano XT BR-M8000 2/2 Piston 180 mm Disc	Bosch Power Pack 500 Wh
Satori HL Stealth 6 31.8 mm	Continental Race King Performance 29 x 2.0 // Continental Race King Performance 29 x 2.0	Bosch Charger 2 Ah
GHOST Low Rizer SQUARE 680 mm Rise 25 mm Dia. 31.8 mm	Rodi Blackrock 622x21 mm 32H // Rodi Blackrock 622x21 mm 32H	16012
Ergon GP10	Formula DC 20 QR	-
Shimano XT RD-M8000 Shadow Plus 11-S	Formula DC 22 QR	EZ1954
-	Satori HL Comet 31.6 mm	S-M-L-XL
Shimano SLX SL-M7000	Justek 3050 HRN	
Samox EC-38-F5-ISIS 16T	Bosch Intuvia	

SIZE	ARTICLE NUMBER
S	86YS6007
M	86YS6008
L	86YS6009
XL	86YS6010

PRICE / PREIS



riot red / jet black



HYBRIDE SQUARE CROSS B4.9

HybRide SQUARE Cross AL	Sunrace CSMS8 11-46	Bosch Performance CX
RST Viv Air TNL 60 mm	Shimano XT BR-M8000 2/2 Piston 180 mm Disc	Bosch Power Pack 500 Wh
Satori HL Stealth 6 31.8 mm	Continental Race King Performance 29 x 2.0 // Continental Race King Performance 29 x 2.0	Bosch Charger 2 Ah
GHOST Low Rizer SQUARE 680 mm Rise 25 mm Dia. 31.8 mm	Rodi Blackrock 622x21 mm 32H // Rodi Blackrock 622x21 mm 32H	16012
Ergon GP10	Formula DC 20 QR	-
Shimano XT RD-M8000 Shadow Plus 11-S	Formula DC 22 QR	EZ1954
-	Satori HL Comet 31.6 mm	XS-S-M-L
Shimano SLX SL-M7000	Justek 3050 DRN	
Samox EC-38-F5-ISIS 16T	Bosch Intuvia	

SIZE	ARTICLE NUMBER
XS	86YS8007
S	86YS8008
M	86YS8009
L	86YS8010

PRICE / PREIS



iridium silver / jet black



HYBRIDE SQUARE CROSS B2.9

HybRide SQUARE Cross AL	Shimano CS-HG500-10 11-42	Bosch Performance CX
RST Nova MLO 60 mm	Tektro HD-M285 2/2 Piston 180 mm Disc	Bosch Power Pack 500 Wh
GHOST SQUARE Dia. 31.8 mm	Continental Race King Performance 29 x 2.0 // Continental Race King Performance 29 x 2.0	Bosch Charger 2 Ah
GHOST Low Rizer SQUARE 680 mm Rise 25 mm Dia. 31.8 mm	Rodi Blackrock 622x21 mm 32H // Rodi Blackrock 622x21 mm 32H	16012
Velo Grip	Formula DC 20 QR	-
Shimano Deore RD-M6000 Shadow Plus 10-S	Formula DC 22 QR	EZ1954
-	GHOST SP-DC1 31.6 mm	S-M-L-XL
Shimano Deore SL-M6000	Justek 3050 HRN	
Samox EC-38-F5-ISIS 16T	Bosch Purion	

SIZE	ARTICLE NUMBER
S	86YS6001
M	86YS6002
L	86YS6003
XL	86YS6004

PRICE / PREIS



iridium silver / jet black



HYBRIDE SQUARE CROSS B2.9

Hybride SQUARE Cross AL	Shimano CS-HG500-10 11-42	Bosch Performance CX
RST Nova MLO 60 mm	Tektro HD-M285 2/2 Piston 180 mm Disc	Bosch Power Pack 500 Wh
GHOST SQUARE Dia. 31.8 mm	Continental Race King Performance 29 x 2.0 // Continental Race King Performance 29 x 2.0	Bosch Charger 2 Ah
GHOST Low Rizer SQUARE 680 mm Rise 25 mm Dia. 31.8 mm	Rodi Blackrock 622x21 mm 32H // Rodi Blackrock 622x21 mm 32H	16012
Velo Grip	Formula DC 20 QR	-
Shimano Deore RD-M6000 Shadow Plus 10-S	Formula DC 22 QR	EZ1954
-	GHOST SP-DC1 31.6 mm	XS-S-M-L
Shimano Deore SL-M6000	Justek 3050 DRN	
Samox EC-38-F5-ISIS 16T	Bosch Purion	

SIZE	ARTICLE NUMBER
XS	86YS8001
S	86YS8002
M	86YS8003
L	86YS8004

PRICE / PREIS



electric blue / jet black



HYBRIDE SQUARE CROSS B1.8

Hybride SQUARE Cross AL	Shimano CS-HG-200-9 11-34	Bosch Active Line Plus
SR Suntour NEX E25 63 mm	Tektro HD-M285 2/2 Piston 180 mm Disc	Bosch Power Pack 400 Wh
GHOST SQUARE Dia. 31.8 mm	Continental AT Ride 42-622 // Continental AT Ride 42-622	Bosch Charger 2 Ah
GHOST Low Rizer SQUARE 680 mm Rise 25 mm Dia. 31.8 mm	Rodi Excalibur XC 622x19 mm 32H // Rodi Excalibur XC 622x19 mm 32H	16012
Velo Grip	Formula DC 20 QR	-
Shimano Altus RD-M2000 9-S	Formula DC 22 QR	EZ1954
-	GHOST SP-DC1 31.6 mm	S-M-L-XL
Shimano Altus SL-M2000	Justek 3050 HRN	
Samox EC-33-F5-BNI 38T	Bosch Purion	

SIZE	ARTICLE NUMBER
S	86YS5001
M	86YS5002
L	86YS5003
XL	86YS5004

PRICE / PREIS



electric blue / jet black



HYBRIDE SQUARE CROSS B1.8

HybRide SQUARE Cross AL	Shimano CS-HG-200-9 11-34	Bosch Active Line Plus
SR Suntour NEX E25 63 mm	Tektro HD-M285 2/2 Piston 180 mm Disc	Bosch Power Pack 400 Wh
GHOST SQUARE Dia. 31.8 mm	Continental AT Ride 42-622 // Continental AT Ride 42-622	Bosch Charger 2 Ah
GHOST Low Rizer SQUARE 680 mm Rise 25 mm Dia. 31.8 mm	Rodi Excalibur XC 622x19 mm 32H // Rodi Excalibur XC 622x19 mm 32H	16012
Velo Grip	Formula DC 20 QR	EZ1954
Shimano Altus RD-M2000 9-S	Formula DC 22 QR	XS-S-M-L
Shimano Altus SL-M2000	GHOST SP-DC1 31.6 mm	
Samox EC-33-F5-BNI 38T	Justek 3050 DRN	
	Bosch Purion	

SIZE	ARTICLE NUMBER
XS	86YS7001
S	86YS7002
M	86YS7003
L	86YS7004

PRICE / PREIS

SQUARE TREKKING



INTEGRATED BATTERY DESIGN // INTEGRIERTE BATTERIE

BEAUTIFUL, THOUGHT-OUT FRAME // OPTISCH ANSPRECHENDER UND DURCHDACHTER RAHMEN

POWERFUL CHARGERS WITH 4 AH // KRAFTVOLLE LADEGERÄTE MIT 4 AH

BOSCH DRIVE // BOSCH-ANTRIEB



25

19

40

45

// TREKKING / LEISURE

CHARACTERISTICS

500 Wh battery with 4 Ah charger
The latest looks with subtle colors
New: completely redesigned carrier

TARGET GROUP // Comfort-oriented trekking bikers with appreciation for design and outstanding riding characteristics

CHARAKTERISTIK

500 Wh Akku mit 4 Ah Ladegerät
Modernere Optik mit dezenten Farben
Neu: komplett überarbeiteter Gepäckträger

ZIELGRUPPE // Komfortorientierte Trekking-Radler mit Sinn für Design und ausgezeichnete Fahreigenschaften



SPORT

LIFESTYLE



SPORTIVE

COMFORTABLE



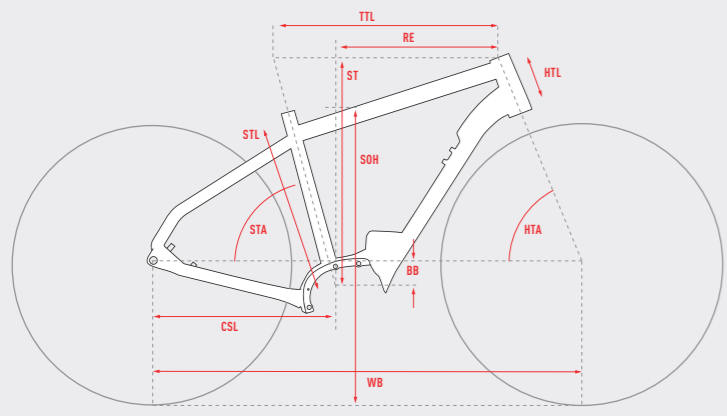
STYLISH

PRACTICAL



COMPLEX














EASY



ALL DIMENSIONS IN MM (EXCEPT HTA AND STA IN °)

ALLE MASSE IN MM (AUSNAHME HTA UND STA IN °)

- STL** SEAT TUBE LENGTH
SITZROHRLÄNGE
- CSL** CHAINSTAY LENGTH
KETTENSTREBELÄNGE
- TTL** TOP TUBE LENGTH
OBERROHRLÄNGE
- HTL** HEADTUBE LENGTH
STEUERROHRLÄNGE
- HTA** HEADTUBE ANGLE
STEUERROHRWINKEL
- RE** REACH
REACH
- SOH** STANDOVER HEIGHT
ÜBERSTANDSHÖHE
-  HEAD SET DIAMETER (UPPER / LOWER)
STEUERSATZDURCHMESSER (OBEN / UNTEN)
-  AXLE STANDARD (REAR / FRONT)
ACHSENSTANDARD (HINTEN / VORNE)
-  BOTTOM BRACKET STANDARD
TRETLAGERSTANDARD
-  SEAT POST DIAMETER
SITTELSTÜTZENDURCHMESSER
-  SHOCK HARDWARE (Ø 8 MM)
DÄMPFERBUCHSENMASSE (Ø 8 MM)
-  SHOCK LENGTH
DÄMPFEREINBAULÄNGE
-  SHOCK TRAVEL
DÄMPFERHUB
-  FRONT FORK TRAVEL
FEDERWEG VORNE
-  REAR WHEEL TRAVEL
FEDERWEG HINTEN
-  STEM LENGTH
VORBAULÄNGE
-  HANDLEBAR WIDTH
LENKERBREITE
-  CRANK LENGTH
KURBELLENLÄNGE
-  SEATTUBE BOTTLE MOUNT
FLASCHE SITTELROHR
-  DOWNTUBE BOTTLE MOUNT
FLASCHE UNTERROHR

	STL	CSL	TTL	HTL	HTA	STA	BB	WB	ST	RE	SOH														
HYBRIDE SQUARE TREKKING B6.8 AL U																									
S	470	476	580	160	70	73.5	60	1126	636	391	735	44 / 56	135/100	-	31.6	- / -	-	-	-	-	80	680	170	0.75	-
M	520	476	595	165	70	72.5	60	1129	641	393	770	44 / 56	135/100	-	31.6	- / -	-	-	-	-	80	680	170	0.75	-
L	570	476	610	185	71	72.5	60	1133	664	400	815	44 / 56	135/100	-	31.6	- / -	-	-	-	-	80	680	170	0.75	-
XL	620	476	625	205	71	72	60	1142	683	403	855	44 / 56	135/100	-	31.6	- / -	-	-	-	-	80	680	170	0.75	-

HYBRIDE SQUARE TREKKING B6.8 AL W																									
XS	420	476	560	150	70.5	73	60	1094	629	368	630	44 / 56	135/100	-	31.6	- / -	-	-	-	-	80	680	170	-	-
S	470	476	575	155	70.5	72	60	1097	634	369	625	44 / 56	135/100	-	31.6	- / -	-	-	-	-	80	680	170	-	-
M	520	476	590	170	70.5	72	60	1113	648	379	625	44 / 56	135/100	-	31.6	- / -	-	-	-	-	80	680	170	-	-
L	560	476	610	185	70.5	72	60	1133	662	395	625	44 / 56	135/100	-	31.6	- / -	-	-	-	-	80	680	170	-	-

HYBRIDE SQUARE TREKKING B5.8 AL U																									
S	470	470	580	160	70	73.5	60	1120	636	391	735	44 / 56	135/100	-	31.6	- / -	-	-	65	-	80	680	170	0.75	-
M	520	470	595	165	70	72.5	60	1123	641	393	770	44 / 56	135/100	-	31.6	- / -	-	-	65	-	80	680	170	0.75	-
L	570	470	610	185	71	72.5	60	1127	664	400	815	44 / 56	135/100	-	31.6	- / -	-	-	65	-	80	680	170	0.75	-
XL	620	470	625	205	71	72	60	1136	683	403	855	44 / 56	135/100	-	31.6	- / -	-	-	65	-	80	680	170	0.75	-













HYBRIDE SQUARE TREKKING B5.8 AL W																									
XS	420	470	560	150	70.5	73	60	1088	629	368	630	44 / 56	135/100	-	31.6	- / -	-	-	65	-	80	680	170	-	-
S	470	470	575	155	70.5	72	60	1091	634	369	625	44 / 56	135/100	-	31.6	- / -	-	-	65	-	80	680	170	-	-
M	520	470	590	170	70.5	72	60	1106	648	379	625	44 / 56	135/100	-	31.6	- / -	-	-	65	-	80	680	170	-	-
L	560	470	610	185	70.5	72	60	1127	662	395	625	44 / 56	135/100	-	31.6	- / -	-	-	65	-	80	680	170	-	-

HYBRIDE SQUARE TREKKING B4.8 AL U																									
S	470	476	580	160	70	73.5	60	1126	636	391	735	44 / 56	135/100	-	31.6	- / -	-	-	60	-	80	680	170	0.75	-
M	520	476	595	165	70	72.5	60	1129	641	393	770	44 / 56	135/100	-	31.6	- / -	-	-	60	-	80	680	170	0.75	-
L	570	476	610	185	71	72.5	60	1133	664	400	815	44 / 56	135/100	-	31.6	- / -	-	-	60	-	80	680	170	0.75	-
XL	620	476	625	205	71	72	60	1142	683	403	855	44 / 56	135/100	-	31.6	- / -	-	-	60	-	80	680	170	0.75	-

HYBRIDE SQUARE TREKKING B4.8 AL W																									
XS	420	476	560	150	70.5	73	60	1094	629	368	630	44 / 56	135/100	-	31.6	- / -	-	-	60	-	80	680	170	-	-
S	470	476	575	155	70.5	72	60	1097	634	369	625	44 / 56	135/100	-	31.6	- / -	-	-	60	-	80	680	170	-	-
M	520	476	590	170	70.5	72	60	1113	648	379	625	44 / 56	135/100	-	31.6	- / -	-	-	60	-	80	680	170	-	-
L	560	476	610	185	70.5	72	60	1133	662	395	625	44 / 56	135/100	-	31.6	- / -	-	-	60	-	80	680	170	-	-

HYBRIDE SQUARE TREKKING B3.8 AL U																									
S	470	476	580	160	70	73.5	60	1126	636	391	735	44 / 56	135/100	-	31.6	- / -	-	-	60	-	75	680	170	0.75	-
M	520	476	595	165	70	72.5	60	1129	641	393	770	44 / 56	135/100	-	31.6	- / -	-	-	60	-	75	680	170	0.75	-
L	570	476	610	185	71	72.5	60	1133	664	400	815	44 / 56	135/100	-	31.6	- / -	-	-	60	-	75	680	170	0.75	-
XL	620	476	625	205	71	72	60	1142	683	403	855	44 / 56	135/100	-	31.6	- / -	-	-	60	-	75	680	170	0.75	-

HYBRIDE SQUARE TREKKING B3.8 AL W																									
XS	420	476	560	150	70.5	73	60	1094	629	368	630	44 / 56	135/100	-	31.6	- / -	-	-	60	-	75	680	170	-	-
S	470	476	575	155	70.5	72	60	1097	634	369	625	44 / 56	135/100	-	31.6	- / -	-	-	60	-	75	680	170	-	-
M	520	476	590	170	70.5	72	60	1113	648	379	625	44 / 56	135/100	-	31.6	- / -	-	-	60	-	75	680	170	-	-
L	560	476	610	185	70.5	72	60	1133	662	395	625	44 / 56	135/100	-	31.6	- / -	-	-	60	-	75	680	170	-	-

	STL	CSL	TTL	HTL	HTA	STA	BB	WB	ST	RE	SOH														
HYBRIDE SQUARE TREKKING B2.8 AL U																									
S	470	470	580	160	70	73.5	60	1120	636	391	735	44 / 56	135/100	-	31.6	- / -	-	-	63	-	75	680	170	0.75	-
M	520	470	595	165	70	72.5	60	1123	641	393	770	44 / 56	135/100	-	31.6	- / -	-	-	63	-	75	680	170	0.75	-
L	570	470	610	185	71	72.5	60	1127	664	400	815	44 / 56	135/100	-	31.6	- / -	-	-	63	-	75	680	170	0.75	-
XL	620	470	625	205	71	72	60	1136	683	403	855	44 / 56	135/100	-	31.6	- / -	-	-	63	-	75	680	170	0.75	-

HYBRIDE SQUARE TREKKING B2.8 AL W																									
XS	420	470	560	150	70.5	73	60	1088	629	368	630	44 / 56	135/100	-	31.6	- / -	-	-	63	-	75	680	170	-	-
S	470	470	575	155	70.5	72	60	1091	634	369	625	44 / 56	135/100	-	31.6	- / -	-	-	63	-	75	680	170	-	-
M	520	470	590	170	70.5	72	60	1106	648	379	625	44 / 56	135/100	-	31.6	- / -	-	-	63	-	75	680	170	-	-
L	560	470	610	185	70.5	72	60	1127	662	395	625	44 / 56	135/100	-	31.6	- / -	-	-	63	-	75	680	170	-	-

HYBRIDE SQUARE TREKKING B1.8 AL U																									
S	470	476	580	160	70	73.5	60	1126	636	391	735	44 / 56	135/100	-	31.6	- / -	-	-	63	-	75	680	170	0.75	-
M																									



classic green / night black / palladium silver



HYBRIDE SQUARE TREKKING B6.8

HybRide SQUARE Trekking AL	Magura MT Thirty2 4/2 Piston 180 mm Disc	Supernova Tail Light
GHOST AL Rigid	Continental Contact Cruiser 50-622 // Continental Contact Cruiser 50-622	Supernova V521S E-Bike 5-21V DC
Satori HL STEALTH 6 Dia. 31.8 mm	Rodi Blackrock 622x21 mm 32H // Rodi Blackrock 622x21 mm 32H	Bosch Intuvia
Satori Deviant Bow 680 mm Rise 12 mm Dia. 31.8 mm	Formula DC 20 QR	Bosch Active Line Plus
Ergon GP10	Formula DC 22 QR	Bosch Power Pack 500 Wh
SRAM GX1 11-S	Satori Sorata Fury 31.6 mm	Bosch Charger 4 Ah
-	Justek 3050 HRN	16012
SRAM NX	GHOST SQUARE Trekking Carrier	-
FSA CK-200 40T	GHOST RG50	EZ1954
SRAM PG-1130 11-42	Pletscher	S-M-L-XL

SIZE	ARTICLE NUMBER
S	18YS1019
M	18YS1020
L	18YS1021
XL	18YS1022

PRICE / PREIS




classic green / night black / palladium silver




HYBRIDE SQUARE TREKKING B6.8

HybRide SQUARE Trekking AL	Magura MT Thirty2 4/2 Piston 180 mm Disc	Supernova Tail Light
GHOST AL Rigid	Continental Contact Cruiser 50-622 // Continental Contact Cruiser 50-622	Supernova V521S E-Bike 5-21V DC
Satori HL STEALTH 6 Dia. 31.8 mm	Rodi Blackrock 622x21 mm 32H // Rodi Blackrock 622x21 mm 32H	Bosch Intuvia
Satori Deviant Bow 680 mm Rise 12 mm Dia. 31.8 mm	Formula DC 20 QR	Bosch Active Line Plus
Ergon GP10	Formula DC 22 QR	Bosch Power Pack 500 Wh
SRAM GX1 11-S	Satori Sorata Fury 31.6 mm	Bosch Charger 4 Ah
-	Justek 3050 DRN	16012
SRAM NX	GHOST SQUARE Trekking Carrier	-
FSA CK-200 40T	GHOST R650	EZ1954
SRAM PG-1130 11-42	Pletscher	XS-S-M-L

SIZE	ARTICLE NUMBER
XS	18YS0019
S	18YS0020
M	18YS0021
L	18YS0022

PRICE / PREIS




ext gold / jet black



HYBRIDE SQUARE TREKKING B5.8

HybRide SQUARE Trekking AL	Tektro HD-T285 2/2 Piston 180 mm	Busch & Müller Toplight View
Rock Shox Paragon Gold RL Solo Air 65 mm	Continental Contact Cruiser 50-622 // Continental Contact Cruiser 50-622	Busch & Müller Lumotec IQ-XS
Satori HL Stealth 6 31.8 mm	Rodi Blackrock 622x21 mm 32H // Rodi Blackrock 622x21 mm 32H	Bosch Intuvia
Satori Deviant Bow 680 mm Rise 12 mm Dia. 31.8 mm	Formula DC 20 QR	Bosch Performance CX
Ergon GP10	Formula DC 22 QR	Bosch Power Pack 500 Wh
Shimano XT RD-M8000 Shadow Plus 11-S	Satori Sorata Fury 31.6 mm	Bosch Charger 2 Ah
-	Justek 3050 HRN	16012
Shimano XT SL-M8000	GHOST SQUARE Trekking Carrier	-
Samox EC-38-F5-ISIS 16T	GHOST R650	EZ1954
Shimano SLX CS-M7000 11-42	Pletscher	S-M-L-XL

SIZE	ARTICLE NUMBER
S	86YS2007
M	86YS2008
L	86YS2009
XL	86YS2010

PRICE / PREIS



ext gold / jet black



HYBRIDE SQUARE TREKKING B5.8

Hybride SQUARE Trekking AL	Tektro HD-T285 2/2 Piston 180 mm	Busch & Müller Toplight View
Rock Shox Paragon Gold RL Solo Air 65 mm	Continental Contact Cruiser 50-622 // Continental Contact Cruiser 50-622	Busch & Müller Lumotec IQ-XS
Satori HL Stealth 6 31.8 mm	Rodi Blackrock 622x21 mm 32H // Rodi Blackrock 622x21 mm 32H	Bosch Intuvia
Satori Deviant Bow 680 mm Rise 12 mm Dia. 31.8 mm	Formula DC 20 QR	Bosch Performance CX
Ergon GP10	Formula DC 22 QR	Bosch Power Pack 500 Wh
Shimano XT RD-M8000 Shadow Plus 11-S	Satori Sorata Fury 31.6 mm	Bosch Charger 2 Ah
-	Justek 3050 DRN	16012
Shimano XT SL-M8000	GHOST SQUARE Trekking Carrier	-
Samox EC-38-F5-ISIS 16T	GHOST R650	EZ1954
Shimano SLX CS-M7000 11-42	Pletscher	XS-S-M-L

SIZE	ARTICLE NUMBER
XS	86YS4007
S	86YS4008
M	86YS4009
L	86YS4010

PRICE / PREIS



classic red / night black / palladium silver



HYBRIDE SQUARE TREKKING B4.8

Hybride SQUARE Trekking AL	Tektro HD-T 285 2/2 Piston 180 mm Disc	Busch & Müller Toplight View DC 5 - 15 V
RST Viv Air TNL 60 mm	Continental Contact Cruiser 50-622 // Continental Contact Cruiser 50-622	Busch & Müller Lumotec Lyt B DC 12V
Satori HL STEALTH 6 Dia. 31.8 mm	Rodi Blackrock 622x21 mm 32H // Rodi Blackrock 622x21 mm 32H	Bosch Intuvia
Satori Deviant Bow 680 mm Rise 12 mm Dia. 31.8 mm	Formula DC 20 QR	Bosch Active Line Plus
Hermanns Ergo Grip	Formula DC 22 QR	Bosch Power Pack 500 Wh
Shimano Deore RD-M6000 Shadow Plus 10-S	Satori HL Comet 31.6 mm	Bosch Charger 4 Ah
-	Justek 3050 HRN	16012
Shimano Deore SL-M6000	GHOST SQUARE Trekking Carrier	-
FSA CK-200 40T	GHOST R650	EZ1954
Shimano CS-HG500-10 11-42	Pletscher	S-M-L-XL

SIZE	ARTICLE NUMBER
S	18YS1013
M	18YS1014
L	18YS1015
XL	18YS1016

PRICE / PREIS



classic red / night black / palladium silver



HYBRIDE SQUARE TREKKING B4.8

Hybride SQUARE Trekking AL

Tektro HD-T 285 2/2 Piston 180 mm Disc

Busch & Müller Toplight View DC 5 - 15 V

RST Viv Air TNL 60 mm

Continental Contact Cruiser 50-622 // Continental Contact Cruiser 50-622

Busch & Müller Lumotec Lyt B DC 12V

Satori HL STEALTH 6 Dia. 31.8 mm

Rodi Blackrock 622x21 mm 32H // Rodi Blackrock 622x21 mm 32H

Bosch Intuvia

Satori Deviant Bow 680 mm Rise 12 mm Dia. 31.8 mm

Formula DC 20 QR

Bosch Active Line Plus

Herrmanns Ergo Grip

Formula DC 22 QR

Bosch Power Pack 500 Wh

Shimano Deore RD-M6000 Shadow Plus 10-S

Satori HL Comet 31.6 mm

Bosch Charger 4 Ah

-

Justek 3050 DRN

16012

Shimano Deore SL-M6000

GHOST SQUARE Trekking Carrier

-

FSA CK-200 40T

GHOST R650

EZ1954


Shimano CS-HG500-10 11-42

Pletscher

XS-S-M-L

SIZE	ARTICLE NUMBER
XS	18YS0013
S	18YS0014
M	18YS0015
L	18YS0016

PRICE / PREIS



titanium gray / night black / palladium silver



HYBRIDE SQUARE TREKKING B3.8

Hybride SQUARE Trekking AL

Tektro HD-T 285 2/2 Piston 180 mm Disc

Busch & Müller Toplight View DC 5 - 15 V

RST Nova MLO 60 mm

Continental Contact Cruiser 50-622 // Continental Contact Cruiser 50-622

Busch & Müller Lumotec Lyt B DC 12V

GHOST SQUARE Dia. 31.8 mm

Rodi Blackrock 622x21 mm 32H // Rodi Blackrock 622x21 mm 32H

Bosch Intuvia

GHOST Low Rizer 680 mm Rise 15 mm Dia. 31.8 mm

Formula DC 20 QR

Bosch Active Line Plus

Herrmanns Klik

Formula DC 22 QR

Bosch Power Pack 500 Wh

Shimano XT RD-M772 9-S Shadow Profile

GHOST SP-DC1 31.6 mm

Bosch Charger 4 Ah

-

Justek 3050 HRN

16012

Shimano Altus SL-M2000

GHOST SQUARE Trekking Carrier

-

FSA CK-200 40T

GHOST R650

EZ1954


Shimano CS-HG-200-9 11-36

Pletscher

S-M-L-XL

SIZE	ARTICLE NUMBER
S	18YS1007
M	18YS1008
L	18YS1009
XL	18YS1010

PRICE / PREIS



titanium gray / night black / palladium silver



HYBRIDE SQUARE TREKKING B3.8

HyRide SQUARE Trekking AL	Tektro HD-T 285 2/2 Piston 180 mm Disc	Busch & Müller Toplight View DC 5 - 15 V
RST Nova MLO 60 mm	Continental Contact Cruiser 50-622 // Continental Contact Cruiser 50-622	Busch & Müller Lumotec Lyt B DC 12V
GHOST SQUARE Dia. 31.8 mm	Rodi Blackrock 622x21 mm 32H // Rodi Blackrock 622x21 mm 32H	Bosch Intuvia
GHOST Low Rizer 680 mm Rise 15 mm Dia. 31.8 mm	Formula DC 20 QR	Bosch Active Line Plus
Herrmans Klik	Formula DC 22 QR	Bosch Power Pack 500 Wh
Shimano XT RD-M772 9-S Shadow Profile	GHOST SP-DC1 31.6 mm	Bosch Charger 4 Ah
-	Justek 3050 DRN	16012
Shimano Altus SL-M2000	GHOST SQUARE Trekking Carrier	-
FSA CK-200 40T	GHOST R650	EZ1954
Shimano CS-HG-200-9 11-36	Pletscher	XS-S-M-L

SIZE	ARTICLE NUMBER
XS	18YS0007
S	18YS0008
M	18YS0009
L	18YS0010

PRICE / PREIS



iridium silver / jet black



HYBRIDE SQUARE TREKKING B2.8

HyRide SQUARE Trekking AL	Tektro HD-T285 2/2 Piston 180 mm	Spanninga Vivo XE
SR Suntour NEX E25 63 mm	Continental Contact Cruiser 50-622 // Continental Contact Cruiser 50-622	Spanninga Brio XE
GHOST SQUARE Dia. 31.8 mm	Rodi Blackrock 622x21 mm 32H // Rodi Blackrock 622x21 mm 32H	Bosch Intuvia
GHOST Low Rizer SQUARE 680 mm Rise 25 mm Dia. 31.8 mm	Formula DC 20 QR	Bosch Performance CX
Herrmans Ergo Grip	Formula DC 22 QR	Bosch Power Pack 500 Wh
Shimano Deore RD-M6000 Shadow Plus 10-S	GHOST SP-DC1 31.6 mm	Bosch Charger 2 Ah
-	Justek 3050 HRN	16012
Shimano Deore SL-M610	GHOST SQUARE Trekking Carrier	-
Samox EC-38-F5-ISIS 16T	GHOST R650	EZ1954
Shimano CS-HG500-10 11-42	Pletscher	S-M-L-XL

SIZE	ARTICLE NUMBER
S	86YS2001
M	86YS2002
L	86YS2003
XL	86YS2004

PRICE / PREIS



iridium silver / jet black



HYBRIDE SQUARE TREKKING B2.8

HybRide SQUARE Trekking AL	Tektro HD-T285 2/2 Piston 180 mm	Spanninga Vivo XE
SR Suntour NEX E25 63 mm	Continental Contact Cruiser 50-622 // Continental Contact Cruiser 50-622	Spanninga Brio XE
GHOST SQUARE Dia. 31.8 mm	Rodi Blackrock 622x21 mm 32H // Rodi Blackrock 622x21 mm 32H	Bosch Intuvia
GHOST Low Rizer SQUARE 680 mm Rise 25 mm Dia. 31.8 mm	Formula DC 20 QR	Bosch Performance CX
Herrmans Ergo Grip	Formula DC 22 QR	Bosch Power Pack 500 Wh
Shimano Deore RD-M6000 Shadow Plus 10-S	GHOST SP-DC1 31.6 mm	Bosch Charger 2 Ah
-	Justek 3050 DRN	16012
Shimano Altus SL-M610	GHOST SQUARE Trekking Carrier	-
Samox EC-38-F5-ISIS 16T	GHOST R650	E21954
Shimano CS-HG500-10 11-42	Pletscher	XS-S-M-L

SIZE	ARTICLE NUMBER
XS	86YS4001
S	86YS4002
M	86YS4003
L	86YS4004

PRICE / PREIS



river blue / jet black



HYBRIDE SQUARE TREKKING B1.8

HybRide SQUARE Trekking AL	Tektro HD-T285 2/2 Piston 180 mm	Spanninga Vivo XE
SR Suntour NEX E25 63 mm	Continental Contact Cruiser 50-622 // Continental Contact Cruiser 50-622	Spanninga Brio XE
GHOST SQUARE Dia. 31.8 mm	Rodi Blackrock 622x21 mm 32H // Rodi Blackrock 622x21 mm 32H	Bosch Intuvia
GHOST Low Rizer SQUARE 680 mm Rise 25 mm Dia. 31.8 mm	Formula DC 20 QR	Bosch Active Line Plus
Herrmans Ergo Grip	Formula DC 22 QR	Bosch Power Pack 500 Wh
Shimano Altus RD-M2000 9-S	GHOST SP-DC1 31.6 mm	Bosch Charger 2 Ah
-	Justek 3050 HRN	16012
Shimano Altus SL-M2000	GHOST SQUARE Trekking Carrier	-
Samox EC-33-F5-BNI 38T	GHOST R650	E21954
Shimano CS-HG-200-9 11-34	Pletscher	S-M-L-XL

SIZE	ARTICLE NUMBER
S	86YS1001
M	86YS1002
L	86YS1003
XL	86YS1004

PRICE / PREIS



river blue / jet black



HYBRIDE SQUARE TREKKING B1.8

HybRide SQUARE Trekking AL

SR Suntour NEX E25 63 mm

GHOST SQUARE Dia. 31.8 mm

GHOST Low Rizer SQUARE 680 mm Rise 25 mm Dia. 31.8 mm

Herrmans Ergo Grip

Shimano Altus RD-M2000 9-S

-

Shimano Altus SL-M2000

Samox EC-33-F5-BNI 38T

Shimano CS-HG-200-9 11-34

Tektro HD-T285 2/2 Piston 180 mm

Continental Contact Cruiser 50-622 //
Continental Contact Cruiser 50-622

Rodi Blackrock 622x21 mm 32H //
Rodi Blackrock 622x21 mm 32H

Formula DC 20 QR

Formula DC 22 QR

GHOST SP-DC1 31.6 mm

Justek 3050 DRN

GHOST SQUARE Trekking Carrier

GHOST RG50

Pletscher

Spanninga Vivo XE

Spanninga Brio XE

Bosch Intuvia

Bosch Active Line Plus

Bosch Power Pack 500 Wh

Bosch Charger 2 Ah

16012

-

EZ1954

XS-S-M-L

SIZE **ARTICLE NUMBER**

XS 86YS3001

S 86YS3002

M 86YS3003

L 86YS3004

PRICE / PREIS



night black / riot red / star white

XS - XXL FACTORY RACING JERSEY SHORT

ENG DETAILS

- ▶ Excellent moisture-wicking quality
- ▶ Full length, covered front zipper with stop provides many ventilation options
- ▶ Three open back pockets plus one zippered side pocket

GER DETAILS

- ▶ Schneller Feuchtigkeitsabtransport
- ▶ Durchgängiger Frontreißverschluss mit Stopper für individuell regulierbare Belüftung
- ▶ Drei Rückentaschen, eine Seitentasche mit Reißverschluss

night black / riot red / star white

100% Polyester



DESCRIPTION	DETAILS	ART.-NR.
Factory Racing Jersey Short	XS	18059
Factory Racing Jersey Short	S	18060
Factory Racing Jersey Short	M	18061
Factory Racing Jersey Short	L	18062
Factory Racing Jersey Short	XL	18063
Factory Racing Jersey Short	XXL	18064



night black / riot red / star white

XS - XXL FACTORY RACING JERSEY LONG

ENG DETAILS

- ▶ Warm, breathable and fast drying fleece material at torso for colder days
- ▶ Full length, covered front zipper with stop provides many ventilation options
- ▶ Three back pockets with smart phone access at the left pocket

GER DETAILS

- ▶ Atmungsaktives, warmes und schnell trocknendes Fleece material am Rumpf
- ▶ Durchgängiger Frontreißverschluss mit Stopper für individuell regulierbare Belüftung
- ▶ Drei Rückentaschen mit einem Smartphone-Zugang an der linken Tasche

night black / riot red / star white

100% Polyester



DESCRIPTION	DETAILS	ART.-NR.
Factory Racing Jersey Long	XS	18065
Factory Racing Jersey Long	S	18066
Factory Racing Jersey Long	M	18067
Factory Racing Jersey Long	L	18068
Factory Racing Jersey Long	XL	18069
Factory Racing Jersey Long	XXL	18070

XS - XXL FACTORY RACING BIB SHORTS



ENG DETAILS

- ▶ High-quality pad provides protection at the key pressure points
- ▶ Leg compression
- ▶ Outstanding moisture wicking and comfort for long rides

GER DETAILS

- ▶ Hochwertiges Sitzpad mit dämpfenden Protektoren im Bereich der Sitzknochen
- ▶ Kompression an den Beinen
- ▶ Besten Feuchtigkeitstransport und Komfort für lange Strecken

🕒 night black / riot red / star white
 # Main: 80% Polyamide, 20% Elastane; Braces: 100% Polyester; Back Braces: 88% Polypropylene, 8% Elastane, 4% Polyamide

DESCRIPTION	DETAILS	ART.-NR.
Factory Racing Bib Shorts	XS	18071
Factory Racing Bib Shorts	S	18072
Factory Racing Bib Shorts	M	18073
Factory Racing Bib Shorts	L	18074
Factory Racing Bib Shorts	XL	18075
Factory Racing Bib Shorts	XXL	18076

XS - XXL PERFORMANCE EVO JERSEY SHORT



ENG DETAILS

- ▶ Breathable, moisture wicking material
- ▶ Full length, covered front zipper with stop provides many ventilation options
- ▶ Three open back pockets

GER DETAILS

- ▶ Atmungsaktives, feuchtigkeitstransportierendes Material
- ▶ Durchgängiger Frontreißverschluss mit Stopper für individuell regulierbare Belüftung
- ▶ Drei offene Rückentaschen

🕒 night black / electric blue / reef blue
 # 100% Polyester

DESCRIPTION	DETAILS	ART.-NR.
Performance Evo Jersey Short	XS	18083
Performance Evo Jersey Short	S	18084
Performance Evo Jersey Short	M	18085
Performance Evo Jersey Short	L	18086
Performance Evo Jersey Short	XL	18087
Performance Evo Jersey Short	XXL	18088

XS - XXL FACTORY RACING VEST



ENG DETAILS

- ▶ Wind-resistant material in the front
- ▶ Mesh back panel
- ▶ Lightweight and folds down into a very small pack

GER DETAILS

- ▶ Winddichtes Material vorne
- ▶ NetZRücken
- ▶ Leicht, mit geringem Packmaß

🕒 night black / riot red / star white
 # 100% Polyester

DESCRIPTION	DETAILS	ART.-NR.
Factory Racing Vest	XS	18077
Factory Racing Vest	S	18078
Factory Racing Vest	M	18079
Factory Racing Vest	L	18080
Factory Racing Vest	XL	18081
Factory Racing Vest	XXL	18082

XS - XXL PERFORMANCE EVO JERSEY LONG



ENG DETAILS

- ▶ High-quality fleece inner lining
- ▶ Full length, covered front zipper with stop provides many ventilation options
- ▶ Three open back pockets

GER DETAILS

- ▶ Innenseite aus hochwertigem Fleece material
- ▶ Durchgängiger Frontreißverschluss mit Stopper für individuell regulierbare Belüftung
- ▶ Drei offene Rückentaschen

🕒 night black / electric blue / reef blue
 # 100% Polyester

DESCRIPTION	DETAILS	ART.-NR.
Performance Evo Jersey Long	XS	18089
Performance Evo Jersey Long	S	18090
Performance Evo Jersey Long	M	18091
Performance Evo Jersey Long	L	18092
Performance Evo Jersey Long	XL	18093
Performance Evo Jersey Long	XXL	18094

XS - XXL PERFORMANCE EVO BIB SHORTS



ENG DETAILS

- ▶ High-quality pad with excellent ventilation and moisture management
- ▶ Elastic, soft mesh straps provide a comfortable, perfect fit
- ▶ Muscle supporting compression material

GER DETAILS

- ▶ Hochwertiges Sitzpad mit ausgezeichneter Belüftung und Feuchtigkeitsmanagement
- ▶ Hochelastische, weiche Netzträger sorgen für einen angenehmen und optimalen Sitz
- ▶ Muskelunterstützendes Kompressionsmaterial

● night black / electric blue

Main: 80% Polyamide, 20% Elastane; Braces: 88% Polypropylene, 8% Elastane, 4% Polyamide

DESCRIPTION	DETAILS	ART.-NR.
Performance Evo Bib Shorts	XS	18095
Performance Evo Bib Shorts	S	18096
Performance Evo Bib Shorts	M	18097
Performance Evo Bib Shorts	L	18098
Performance Evo Bib Shorts	XL	18099
Performance Evo Bib Shorts	XXL	18100

XS - XXL PERFORMANCE EVO JERSEY LONG



ENG DETAILS

- ▶ High-quality fleece inner lining
- ▶ Full length, covered front zipper with stop provides many ventilation options
- ▶ Three open back pockets

GER DETAILS

- ▶ Innenseite aus hochwertigem Fleece material
- ▶ Durchgängiger Frontreißverschluss mit Stopper für individuell regulierbare Belüftung
- ▶ Drei offene Rückentaschen

● night black / riot red

100% Polyester

DESCRIPTION	DETAILS	ART.-NR.
Performance Evo Jersey Long	XS	GA0100
Performance Evo Jersey Long	S	GA0101
Performance Evo Jersey Long	M	GA0102
Performance Evo Jersey Long	L	GA0103
Performance Evo Jersey Long	XL	GA0104
Performance Evo Jersey Long	XXL	GA0105



XS - XXL PERFORMANCE EVO JERSEY SHORT



ENG DETAILS

- ▶ Breathable, moisture wicking material
- ▶ Full length, covered front zipper with stop provides many ventilation options
- ▶ Three open back pockets

GER DETAILS

- ▶ Atmungsaktives, feuchtigkeitstransportierendes Material
- ▶ Durchgängiger Frontreißverschluss mit Stopper für individuell regulierbare Belüftung
- ▶ Drei offene Rückentaschen

● night black / riot red

100% Polyester

DESCRIPTION	DETAILS	ART.-NR.
Performance Evo Jersey Short	XS	GA0094
Performance Evo Jersey Short	S	GA0095
Performance Evo Jersey Short	M	GA0096
Performance Evo Jersey Short	L	GA0097
Performance Evo Jersey Short	XL	GA0098
Performance Evo Jersey Short	XXL	GA0099

XS - XXL PERFORMANCE EVO BIB SHORTS



ENG DETAILS

- ▶ High-quality pad with excellent ventilation and moisture management
- ▶ Elastic, soft mesh straps provide a comfortable, perfect fit
- ▶ Muscle supporting compression material

GER DETAILS

- ▶ Hochwertiges Sitzpad mit ausgezeichneter Belüftung und Feuchtigkeitsmanagement
- ▶ Hochelastische, weiche Netzträger sorgen für einen angenehmen und optimalen Sitz
- ▶ Muskelunterstützendes Kompressionsmaterial

● night black / riot red

Main: 80% Polyamide, 20% Elastane; Braces: 88% Polypropylene, 8% Elastane, 4% Polyamide

DESCRIPTION	DETAILS	ART.-NR.
Performance Evo Bib Shorts	XS	GA0106
Performance Evo Bib Shorts	S	GA0107
Performance Evo Bib Shorts	M	GA0108
Performance Evo Bib Shorts	L	GA0109
Performance Evo Bib Shorts	XL	GA0110
Performance Evo Bib Shorts	XXL	GA0111



XS - XXL PERFORMANCE EVO JERSEY SHORT



ENG DETAILS

- ▶ Breathable, moisture wicking material
- ▶ Full length, covered front zipper with stop provides many ventilation options
- ▶ Three open back pockets

GER DETAILS

- ▶ Atmungsaktives, feuchtigkeitstransportierendes Material
- ▶ Durchgängiger Frontreißverschluss mit Stopper für individuell regulierbare Belüftung
- ▶ Drei offene Rückentaschen

● night black / smoke gray

100% Polyester

DESCRIPTION	DETAILS	ART.-NR.
Performance Evo Jersey Short	XS	GA0112
Performance Evo Jersey Short	S	GA0113
Performance Evo Jersey Short	M	GA0114
Performance Evo Jersey Short	L	GA0115
Performance Evo Jersey Short	XL	GA0116
Performance Evo Jersey Short	XXL	GA0117

XS - XXL MTN RIDE LINE JERSEY LONG



ENG DETAILS

- ▶ Moisture-wicking and fast-drying MTB jersey with long sleeves
- ▶ Side mesh panels for improved breathability
- ▶ Fit allows for protectors to be worn underneath

GER DETAILS

- ▶ Feuchtigkeitsableitendes und schnelltrocknendes Langarm MTB-Jersey
- ▶ Seiteneinsätze in Mesh für erhöhte Atmungsaktivität
- ▶ Passform geeignet zum Tragen von Protektoren

● riot blue / night blue / riot red

100% Polyester

DESCRIPTION	DETAILS	ART.-NR.
MTN Ride Line Jersey Long	XS	18107
MTN Ride Line Jersey Long	S	18108
MTN Ride Line Jersey Long	M	18109
MTN Ride Line Jersey Long	L	18110
MTN Ride Line Jersey Long	XL	18111
MTN Ride Line Jersey Long	XXL	18112

XS - XXL MTN RIDE LINE JERSEY SHORT



ENG DETAILS

- ▶ Moisture-wicking and fast-drying MTB jersey with short sleeves
- ▶ Side mesh panels for improved breathability
- ▶ Fit allows for protectors to be worn underneath

GER DETAILS

- ▶ Feuchtigkeitsableitendes und schnelltrocknendes Kurzarm MTB-Jersey
- ▶ Seiteneinsätze in Mesh für erhöhte Atmungsaktivität
- ▶ Passform geeignet zum Tragen von Protektoren

● spectra yellow / night black

100% Polyester

DESCRIPTION	DETAILS	ART.-NR.
MTN Ride Line Jersey Short	XS	18101
MTN Ride Line Jersey Short	S	18102
MTN Ride Line Jersey Short	M	18103
MTN Ride Line Jersey Short	L	18104
MTN Ride Line Jersey Short	XL	18105
MTN Ride Line Jersey Short	XXL	18106

XS - XXL MTN RIDE LINE JERSEY LONG



ENG DETAILS

- ▶ Moisture-wicking and fast-drying MTB jersey with long sleeves
- ▶ Side mesh panels for improved breathability
- ▶ Fit allows for protectors to be worn underneath

GER DETAILS

- ▶ Feuchtigkeitsableitendes und schnelltrocknendes Langarm MTB-Jersey
- ▶ Seiteneinsätze in Mesh für erhöhte Atmungsaktivität
- ▶ Passform geeignet zum Tragen von Protektoren

● riot red / dark red

100% Polyester

DESCRIPTION	DETAILS	ART.-NR.
MTN Ride Line Jersey Long	XS	18113
MTN Ride Line Jersey Long	S	18114
MTN Ride Line Jersey Long	M	18115
MTN Ride Line Jersey Long	L	18116
MTN Ride Line Jersey Long	XL	18117
MTN Ride Line Jersey Long	XXL	18118

XS-XXL MTN RIDE LINE SHORTS



ENG DETAILS

- ▶ Light 4-way stretch material with permanent water-repelling finish
- ▶ Adjustable waistband
- ▶ Two zippered front pockets

GER DETAILS

- ▶ Leichtes 4-Wege-Stretchmaterial mit dauerhaft wasserabweisendem Finish
- ▶ Verstellbarer Bund
- ▶ Zwei Reißverschlussaschen vorne

● night black / riot red

■ 91% Polyester, 9% Elastane

DESCRIPTION	DETAILS	ART.-NR.
MTN Ride Line Shorts	XS	18052
MTN Ride Line Shorts	S	18053
MTN Ride Line Shorts	M	18054
MTN Ride Line Shorts	L	18055
MTN Ride Line Shorts	XL	18056
MTN Ride Line Shorts	XXL	18057

XS-XXL RIDGE LINE SHORTS

BY VAUDE



ENG DETAILS

- ▶ 80% wind-proof, very breathable and water-repellent
- ▶ Elastic 4-way stretch material, UPF 40
- ▶ Two leg pockets with zipper

GER DETAILS

- ▶ 80% winddicht, sehr atmungsaktiv und wasserabweisend
- ▶ Elastisches 4-Wege-Stretchmaterial, UPF 40
- ▶ 2 Beintaschen mit Reißverschluss

● night black / riot red

■ 88% Polyamide, 12% Elastane

DESCRIPTION	DETAILS	ART.-NR.
Ridge Line Shorts	XS	18034
Ridge Line Shorts	S	18035
Ridge Line Shorts	M	18036
Ridge Line Shorts	L	18037
Ridge Line Shorts	XL	18038
Ridge Line Shorts	XXL	18039

XS-XXL RIDGE LINE MULTI JACKET

BY VAUDE



ENG DETAILS

- ▶ Light wind-breaker jacket with waterproof, robust reinforcements at shoulders and hood
- ▶ Windproof and water repellent
- ▶ Folds into a very small pack

GER DETAILS

- ▶ Leichte Windjacke mit wasserdichten, robusten Verstärkungen an Schulter und Kapuze
- ▶ Winddicht und wasserabweisend
- ▶ Kleines Packmaß

● night black / riot red

■ Main - Membrane: 100% Polyurethane, Face/Backing: 100% Polyamid; Inserts: 100% Polyamid

DESCRIPTION	DETAILS	ART.-NR.
Ridge Line Multi Jacket	XS	18028
Ridge Line Multi Jacket	S	18029
Ridge Line Multi Jacket	M	18030
Ridge Line Multi Jacket	L	18031
Ridge Line Multi Jacket	XL	18032
Ridge Line Multi Jacket	XXL	18033

XS-XXL RIDGE LINE JERSEY LONG

BY VAUDE



ENG DETAILS

- ▶ Light, breathable and fast-drying
- ▶ Elastic material
- ▶ Crew neck

GER DETAILS

- ▶ Leicht, atmungsaktiv und schnelltrocknend
- ▶ Elastisches Material
- ▶ Rundhals

● riot red / night black

■ 100% Polyester

DESCRIPTION	DETAILS	ART.-NR.
Ridge Line Jersey Long	XS	18040
Ridge Line Jersey Long	S	18041
Ridge Line Jersey Long	M	18042
Ridge Line Jersey Long	L	18043
Ridge Line Jersey Long	XL	18044
Ridge Line Jersey Long	XXL	18045

XS - XXL RIDGE LINE URBAN SHORTS

BY VAUDE



urban gray



ENG DETAILS

- ▶ Stylish pants for your commute to work or around the city
- ▶ Light and elastic
- ▶ Stylish look, organic cotton

GER DETAILS

- ▶ Kurze, stylische Hose für den Weg zur Arbeit oder durch die City
- ▶ Leicht und elastisch
- ▶ Modische Optik, Bio-Baumwolle

urban gray

98% Cotton (organic), 2% Elastane

DESCRIPTION	DETAILS	ART.-NR.
Urban Shorts	XS	18046
Urban Shorts	S	18047
Urban Shorts	M	18048
Urban Shorts	L	18049
Urban Shorts	XL	18050
Urban Shorts	XXL	18051



spectra yellow / shadow yellow

ENG DETAILS

- ▶ Large mountain print
- ▶ Ribbed crew neck
- ▶ Organic cotton

GER DETAILS

- ▶ Print-Shirt
- ▶ Gerippter Rundhals-Ausschnitt
- ▶ Bio-Baumwolle

spectra yellow / shadow yellow

100% Cotton (organic)

DESCRIPTION	DETAILS	ART.-NR.
MTN Casual Line Peak Shirt	S	GA0040
MTN Casual Line Peak Shirt	M	GA0041
MTN Casual Line Peak Shirt	L	GA0042
MTN Casual Line Peak Shirt	XL	GA0043
MTN Casual Line Peak Shirt	XXL	GA0044
MTN Casual Line Peak Shirt	XXXL	GA0045

S - 3XL MTN CASUAL LINE PEAK SHIRT



S - 3XL MTN CASUAL LINE REBEL SHIRT



petrol green / monarch orange



ENG DETAILS

- ▶ Print-Shirt
- ▶ Ribbed crew neck
- ▶ Organic cotton

GER DETAILS

- ▶ Print-Shirt
- ▶ Gerippter Rundhals-Ausschnitt
- ▶ Bio-Baumwolle

petrol green / monarch orange

100% Cotton (organic)

DESCRIPTION	DETAILS	ART.-NR.
MTN Casual Line Rebel Shirt	S	GA0034
MTN Casual Line Rebel Shirt	M	GA0035
MTN Casual Line Rebel Shirt	L	GA0036
MTN Casual Line Rebel Shirt	XL	GA0037
MTN Casual Line Rebel Shirt	XXL	GA0038
MTN Casual Line Rebel Shirt	XXXL	GA0039



urban gray / titanium gray

ENG DETAILS

- ▶ Large mountain print
- ▶ Ribbed crew neck
- ▶ Organic cotton

GER DETAILS

- ▶ Print-Shirt
- ▶ Gerippter Rundhals-Ausschnitt
- ▶ Bio-Baumwolle

urban gray / titanium gray

100% Cotton (organic)

DESCRIPTION	DETAILS	ART.-NR.
MTN Casual Line Peak Shirt	S	GA0046
MTN Casual Line Peak Shirt	M	GA0047
MTN Casual Line Peak Shirt	L	GA0048
MTN Casual Line Peak Shirt	XL	GA0049
MTN Casual Line Peak Shirt	XXL	GA0050
MTN Casual Line Peak Shirt	XXXL	GA0051

S - 3XL MTN CASUAL LINE PEAK SHIRT



S - 3XL **MTN CASUAL LINE WOODS SHIRT**



shadow yellow / night black



ENG DETAILS

- ▶ Print-Shirt
- ▶ Ribbed crew neck
- ▶ Organic cotton

GER DETAILS

- ▶ Print-Shirt
- ▶ Gerippter Rundhals-Ausschnitt
- ▶ Bio-Baumwolle

● shadow yellow / night black

100% Cotton (organic)

DESCRIPTION	DETAILS	ART.-NR.
MTN Casual Line Woods Shirt	S	GA0058
MTN Casual Line Woods Shirt	M	GA0059
MTN Casual Line Woods Shirt	L	GA0060
MTN Casual Line Woods Shirt	XL	GA0061
MTN Casual Line Woods Shirt	XXL	GA0062
MTN Casual Line Woods Shirt	XXXL	GA0063

S - 3XL **MTN CASUAL LINE WOODS SHIRT**



riot red / night black



ENG DETAILS

- ▶ Print-Shirt
- ▶ Ribbed crew neck
- ▶ Organic cotton

GER DETAILS

- ▶ Print-Shirt
- ▶ Gerippter Rundhals-Ausschnitt
- ▶ Bio-Baumwolle

● riot red / night black

100% Cotton (organic)

DESCRIPTION	DETAILS	ART.-NR.
MTN Casual Line Woods Shirt	S	GA0070
MTN Casual Line Woods Shirt	M	GA0071
MTN Casual Line Woods Shirt	L	GA0072
MTN Casual Line Woods Shirt	XL	GA0073
MTN Casual Line Woods Shirt	XXL	GA0074
MTN Casual Line Woods Shirt	XXXL	GA0075

S - 3XL **MTN CASUAL LINE WOODS SHIRT**



army green / night black



ENG DETAILS

- ▶ Print-Shirt
- ▶ Ribbed crew neck
- ▶ Organic cotton

GER DETAILS

- ▶ Print-Shirt
- ▶ Gerippter Rundhals-Ausschnitt
- ▶ Bio-Baumwolle

● army green / night black

100% Cotton (organic)

DESCRIPTION	DETAILS	ART.-NR.
MTN Casual Line Woods Shirt	S	GA0064
MTN Casual Line Woods Shirt	M	GA0065
MTN Casual Line Woods Shirt	L	GA0066
MTN Casual Line Woods Shirt	XL	GA0067
MTN Casual Line Woods Shirt	XXL	GA0068
MTN Casual Line Woods Shirt	XXXL	GA0069

S - 3XL **MTN CASUAL LINE WOODS SHIRT**



vibrant blue / night black



ENG DETAILS

- ▶ Print-Shirt
- ▶ Ribbed crew neck
- ▶ Organic cotton

GER DETAILS

- ▶ Print-Shirt
- ▶ Gerippter Rundhals-Ausschnitt
- ▶ Bio-Baumwolle

● vibrant blue / night black

100% Cotton (organic)

DESCRIPTION	DETAILS	ART.-NR.
MTN Casual Line Woods Shirt	S	GA0076
MTN Casual Line Woods Shirt	M	GA0077
MTN Casual Line Woods Shirt	L	GA0078
MTN Casual Line Woods Shirt	XL	GA0079
MTN Casual Line Woods Shirt	XXL	GA0080
MTN Casual Line Woods Shirt	XXXL	GA0081

S - 3XL **MTN CASUAL LINE SWEATER**


army green / shadow green




**ENG
DETAILS**

- ▶ Soft sweatshirt fabric
- ▶ Ribbed crew neck, cuffs and waistband
- ▶ Organic cotton

**GER
DETAILS**

- ▶ Aus weichem Sweat
- ▶ Gerippte Bündchen an Rundhals-Ausschnitt, Ärmelenden und Saum
- ▶ Bio-Baumwolle

 army green / shadow green

 85% Cotton (organic), 15% Polyester

DESCRIPTION	DETAILS	ART.-NR.
MTN Casual Line Sweater	S	GA0082
MTN Casual Line Sweater	M	GA0083
MTN Casual Line Sweater	L	GA0084
MTN Casual Line Sweater	XL	GA0085
MTN Casual Line Sweater	XXL	GA0086
MTN Casual Line Sweater	XXXL	GA0087

S - 3XL **MTN CASUAL LINE WOODS HOODY**


shadow yellow / night black



**ENG
DETAILS**

- ▶ Hoody with a soft inner lining
- ▶ Drawstring hood
- ▶ Patch kangaroo pocket

**GER
DETAILS**

- ▶ Kapuzensweat mit softer Innenseite
- ▶ Kapuze mit Kordelzug
- ▶ Aufgesetzte Kängurutasche

 shadow yellow / night black

 80% Cotton (organic), 20% Polyester

DESCRIPTION	DETAILS	ART.-NR.
MTN Casual Line Woods Hoody	S	GA0088
MTN Casual Line Woods Hoody	M	GA0089
MTN Casual Line Woods Hoody	L	GA0090
MTN Casual Line Woods Hoody	XL	GA0091
MTN Casual Line Woods Hoody	XXL	GA0092
MTN Casual Line Woods Hoody	XXXL	GA0093



night black / titanium gray / riot red

51-61 MTN LINE HELMET

ENG DETAILS

- ▶ In-Mold technology for increased safety
- ▶ 16 vents
- ▶ 340/350/370 g

GER DETAILS

- ▶ In-Mold-Technologie für erhöhte Sicherheit
- ▶ 16 Ventilationsöffnungen
- ▶ 340/350/370 g

night black / titanium gray / riot red

DESCRIPTION	DETAILS	ART.-NR.
Helmet MTN Line	51-56 cm	18015
Helmet MTN Line	55-59 cm	18016
Helmet MTN Line	57-61 cm	18017



shadow gray / micro chip gray / yellow

51-61 MTN LINE HELMET

ENG DETAILS

- ▶ In-Mold technology for increased safety
- ▶ 16 vents
- ▶ 340/350/370 gram

GER DETAILS

- ▶ In-Mold-Technologie für erhöhte Sicherheit
- ▶ 16 Ventilationsöffnungen
- ▶ 340/350/370 g

shadow gray / micro chip gray / yellow

DESCRIPTION	DETAILS	ART.-NR.
Helmet MTN Line	51-56 cm	18018
Helmet MTN Line	55-59 cm	18019
Helmet MTN Line	57-61 cm	18020



52-61 URBAN HELMET



ENG DETAILS

- ▶ In-Mold technology for increased safety
- ▶ Safety ventilation system with large vents
- ▶ 310/320 g

GER DETAILS

- ▶ In-Mold-Technologie für erhöhte Sicherheit
- ▶ Sicherheitslüftungssystem mit großen Ventilationsöffnungen
- ▶ 310/320 g

urban gray / night black

DESCRIPTION	DETAILS	ART.-NR.
Helmet Urban	52-58 cm	18013
Helmet Urban	57-61 cm	18014

54-58 YOUTH HELMET



ENG DETAILS

- ▶ In-Mold technology for increased safety
- ▶ 24 vents
- ▶ 290 g

GER DETAILS

- ▶ In-Mold-Technologie für erhöhte Sicherheit
- ▶ 24 Ventilationsöffnungen
- ▶ 290 g

jade blue / star white

DESCRIPTION	DETAILS	ART.-NR.
Helmet Youth	54-58 cm	18011

54-58 YOUTH HELMET



ENG DETAILS

- ▶ In-Mold technology for increased safety
- ▶ 24 vents
- ▶ 290 g

GER DETAILS

- ▶ In-Mold-Technologie für erhöhte Sicherheit
- ▶ 24 Ventilationsöffnungen
- ▶ 290 g

riot red / night black

DESCRIPTION	DETAILS	ART.-NR.
Helmet Youth	54-58 cm	18012

52-56 KIDS HELMET



ENG DETAILS

- ▶ In-Mold technology for increased safety
- ▶ 12 vents
- ▶ 260 g

GER DETAILS

- ▶ In-Mold-Technologie für erhöhte Sicherheit
- ▶ 12 Ventilationsöffnungen
- ▶ 260 g

vibrant blue / dark blue

DESCRIPTION	DETAILS	ART.-NR.
Helmet Kids	52-56 cm	18008

52-56 **KIDS HELMET**



ENG DETAILS

- ▶ In-Mold technology for increased safety
- ▶ 12 vents
- ▶ 260 g

GER DETAILS

- ▶ In-Mold-Technologie für erhöhte Sicherheit
- ▶ 12 Ventilationsöffnungen
- ▶ 260 g

lake blue / pink

DESCRIPTION	DETAILS	ART.-NR.
Helmet Kids	52-56 cm	18009

54-61 **HELMET ALLTRACK BY CRATONI**



ENG DETAILS

- ▶ Inmold technology for more safety
- ▶ Multifunctional camera mount with safety release
- ▶ 17 Air vents, 320/340 g

GER DETAILS

- ▶ In-Mold-Technologie für erhöhte Sicherheit
- ▶ Multifunktionale Kamerafixierung mit Sicherheitsauslösung
- ▶ 17 Ventilationsöffnungen, 320/340 g

riot red / night black

DESCRIPTION	DETAILS	ART.-NR.
Helmet AllTrack by Cratoni	54-58 cm	18002
Helmet AllTrack by Cratoni	58-61 cm	18003

52-56 **KIDS HELMET**



ENG DETAILS

- ▶ In-Mold technology for increased safety
- ▶ 12 vents
- ▶ 260 g

GER DETAILS

- ▶ In-Mold-Technologie für erhöhte Sicherheit
- ▶ 12 Ventilationsöffnungen
- ▶ 260 g

riot green / lime green

DESCRIPTION	DETAILS	ART.-NR.
Helmet Kids	52-56 cm	18010

54-62 **HELMET CLASSIC PLUS**



ENG DETAILS

- ▶ Double In-Mold technology
- ▶ MIPS®, Multidirectional Impact Protection for added protection
- ▶ 23 vents, 250/310 g

GER DETAILS

- ▶ Double In-Mold-Technologie
- ▶ MIPS®, Multidirectional Impact Protection System für zusätzlichen Schutz
- ▶ 23 Ventilationsöffnungen, 250/310 g

titanium gray / night black / riot red

DESCRIPTION	DETAILS	ART.-NR.
Helmet Classic Plus	54-58 cm	17055
Helmet Classic Plus	58-62 cm	17056

54-62 **HELMET CLASSIC PLUS**



ENG DETAILS

- ▶ Double In-Mold technology
- ▶ MIPS®, Multidirectional Impact Protection for added protection
- ▶ 23 vents, 250/310 g

GER DETAILS

- ▶ Double In-Mold-Technologie
- ▶ MIPS®, Multidirectional Impact Protection System für zusätzlichen Schutz
- ▶ 23 Ventilationsöffnungen, 250/310 g

tan / night black / riot red

DESCRIPTION	DETAILS	ART.-NR.
Helmet Classic Plus	54-58 cm	17057
Helmet Classic Plus	58-62 cm	17058



ENG DETAILS

- ▶ In-Mold technology for increased safety
- ▶ Lightweight and sturdy
- ▶ 21 vents, 280 g

GER DETAILS

- ▶ In-Mold-Technologie für erhöhte Sicherheit
- ▶ Leicht und stabil
- ▶ 21 Ventilationsöffnungen, 280 g

night blue / reef blue

DESCRIPTION	DETAILS	ART.-NR.
Helmet Classic	53-58 cm	17061
Helmet Classic	58-63 cm	17062

53-63 **HELMET CLASSIC**

53-63 **HELMET CLASSIC**



ENG DETAILS

- ▶ In-Mold technology for increased safety
- ▶ Lightweight and sturdy
- ▶ 21 vents, 280 g

GER DETAILS

- ▶ In-Mold-Technologie für erhöhte Sicherheit
- ▶ Leicht und stabil
- ▶ 21 Ventilationsöffnungen, 280 g

reef blue / monarch orange

DESCRIPTION	DETAILS	ART.-NR.
Helmet Classic	53-58 cm	17059
Helmet Classic	58-63 cm	17060



ENG DETAILS

- ▶ In-Mold technology for increased safety
- ▶ Lightweight and sturdy
- ▶ 21 vents, 280 g

GER DETAILS

- ▶ In-Mold-Technologie für erhöhte Sicherheit
- ▶ Leicht und stabil
- ▶ 21 Ventilationsöffnungen, 280 g

star white / violet

DESCRIPTION	DETAILS	ART.-NR.
Helmet Classic	53-58 cm	17065
Helmet Classic	58-63 cm	17066

53-63 **HELMET CLASSIC**

53-63 HELMET CLASSIC

night black / dark fuchsia pink



ENG DETAILS

- ▶ In-Mold technology for increased safety
- ▶ Lightweight and sturdy
- ▶ 21 vents, 280 g

GER DETAILS

- ▶ In-Mold-Technologie für erhöhte Sicherheit
- ▶ Leicht und stabil
- ▶ 21 Ventilationsöffnungen, 280 g

night black / dark fuchsia pink

DESCRIPTION	DETAILS	ART.-NR.
Helmet Classic	53-58 cm	17067
Helmet Classic	58-63 cm	17068

53-63 HELMET CLASSIC

titanium gray / monarch orange



ENG DETAILS

- ▶ In-Mold technology for increased safety
- ▶ Lightweight and sturdy
- ▶ 21 vents, 280 g

GER DETAILS

- ▶ In-Mold-Technologie für erhöhte Sicherheit
- ▶ Leicht und stabil
- ▶ 21 Ventilationsöffnungen, 280 g

titanium gray / monarch orange

DESCRIPTION	DETAILS	ART.-NR.
Helmet Classic	53-58 cm	17069
Helmet Classic	58-63 cm	17070



night black / riot red

CAP RIOT

ENG DETAILS

- ▶ Snapback Cap
- ▶ 3D RIOT embroidery
- ▶ One size fits all

GER DETAILS

- ▶ Snapback Cap
- ▶ 3D RIOT-Stickerei
- ▶ Einheitsgröße

● night black / riot red

■ 80% Polyacrylic, 20% Wool



DESCRIPTION	DETAILS	ART.-NR.
Cap RIOT	One Size	16347



night black / star white / riot red

CAP ASKET

ENG DETAILS

- ▶ Classic snapback
- ▶ ASKET embroidery
- ▶ Pre-curved brim

GER DETAILS

- ▶ Klassische Snapback Cap
- ▶ ASKET-Stickerei
- ▶ Gebogener Schirm

● night black / star white / riot red

■ 80% Polyacrylic, 20% Wool



DESCRIPTION	DETAILS	ART.-NR.
Cap ASKET	One Size	16349

CAP LECTOR



ENG DETAILS

- ▶ Snapback Cap
- ▶ 3D LECTOR embroidery
- ▶ Six-panel construction

GER DETAILS

- ▶ Snapback Cap
- ▶ 3D LECTOR-Stickerei
- ▶ 6-teilige Konstruktion

● night black / riot red

⚡ 80% Polyacrylic, 20% Wool

DESCRIPTION	DETAILS	ART.-NR.
Cap LECTOR	One Size	16348

CAP TRUCKER

⚡ Main: 100 % Polyester, Visor 100 % Cotton

DESCRIPTION	DETAILS	ART.-NR.
Cap Trucker	night black / titanium gray / amber yellow	17138
Cap Trucker	night black / arctic blue / amber yellow	17139



CAP DOUBLE-G



⚡ Main: 100 % Cotton, Front Panel: 100 % Polyester

DESCRIPTION	DETAILS	ART.-NR.
Cap Double-G	night black / reef blue / monarch orange	17136
Cap Double-G	night black / titanium gray / amber yellow	17137



micro chip gray / night black

● micro chip gray / night black

⚡ 50% Wool, 50% Acrylic

DESCRIPTION	DETAILS	ART.-NR.
Beanie AMR	One Size	17033

BEANIE AMR



GHOST MUFFLER



ENG DETAILS

- ▶ Lightweight, ultra-versatile tubular headwear
- ▶ Seamless, stretchy polyester microfiber, can be worn in many different styles

GER DETAILS

- ▶ Leichtes und vielseitig tragbares Schlauchtuch
- ▶ Nahtlos, dehnbare Mikrofasermaterial, verschiedene Tragevarianten

100 % Polyester

DESCRIPTION	DETAILS	ART.-NR.
Muffer Riot	night black / riot red	16262
Muffer AMR	night black / riot blue	16261
Muffer AMR	night black / tan / riot red	17036
Muffer LECTOR	night blue / reef blue	17117
Muffer LECTOR	monarch orange / night black	17118



night black / riot red

ENG DETAILS

- ▶ Durable Cordura® Fabric
- ▶ Removable drybags
- ▶ Recycled materials

GER DETAILS

- ▶ Haltbares Cordura®-Material
- ▶ Herausnehmbare Drybags
- ▶ Hergestellt aus recyceltem Material

night black / riot red

100 % Polyester (Cordura® 300D / 600D Ripstop EcoMade)

DESCRIPTION	DETAILS	ART.-NR.
AMR Bikepacking Set Fully	night black / riot red	17130



AMR BIKEPACKING SET FULLY

AMR BIKEPACKING SET HARDTAIL



night black / riot red



ENG DETAILS

- ▶ Durable Cordura® Fabric
- ▶ Removable drybags
- ▶ Recycled materials

GER DETAILS

- ▶ Haltbares Cordura®-Material
- ▶ Herausnehmbare Drybags
- ▶ Hergestellt aus recyceltem Material

night black / riot red

100 % Polyester (Cordura® 300D / 600D Ripstop EcoMade)

DESCRIPTION	DETAILS	ART.-NR.
AMR Bikepacking Set Hardtail	night black / riot red	17141



night black / riot red

ENG DETAILS

- ▶ Durable Cordura® Fabric
- ▶ Removable drybags
- ▶ Recycled materials

GER DETAILS

- ▶ Haltbares Cordura®-Material
- ▶ Herausnehmbare Drybags
- ▶ Hergestellt aus recyceltem Material

night black / riot red

100 % Polyester (Cordura® 300D / 600D Ripstop EcoMade)

DESCRIPTION	DETAILS	ART.-NR.
AMR Front Pack	night black / riot red	17001
AMR Accessory Pocket (Handlebar)	night black / riot red	17002
AMR Rear Pack	night black / riot red	17000
AMR Frame Pack Hardtail	night black / riot red	17116
AMR Frame Pack Fully	night black / riot red	17003

AMR BIKEPACKING



HINWEIS: Die AMR Accessory Pocket (Handlebar) lässt sich nur zusammen mit der AMR Front Pack montieren
NOTE: The AMR Accessory Pocket (Handlebar) can only be mounted in combination with the AMR Front Pack

AMR BACKPACK



ENG DETAILS

- ▶ SAS-Tech certified protection
- ▶ Multiple pockets to fit your packing style
- ▶ Integrated helmet holder and rain cover

GER DETAILS

- ▶ SAS-Tech-zertifizierter Schutz
- ▶ Verschiedene Taschen für perfektes Packen
- ▶ Integrierte Helmhalterung und Regenabdeckung

- night black
- ## 100 % Polyester (Cordura 3000 / 600D Ripstop EcoMade)

DESCRIPTION	DETAILS	ART.-NR.
AMR Backpack	15l	17004

BIKE SADDLEBAG BIG



ENG DETAILS

- ▶ Fast and simple Velcro straps
- ▶ Rear light holder
- ▶ With double-G print

GER DETAILS

- ▶ Schnelle, einfache Klettbefestigung
- ▶ Rücklichtaufnahme
- ▶ Double-G-Aufdruck

- night black / riot red
- ## 100 % Polyester

DESCRIPTION	DETAILS	ART.-NR.
Bike Saddlebag Big	1.0l + 0.2l	16281



BIKE SADDLEBAG SMALL



ENG DETAILS

- ▶ Fast and simple Velcro straps
- ▶ Rear light holder
- ▶ With double-G print

GER DETAILS

- ▶ Schnelle, einfache Klettbefestigung
- ▶ Rücklichtaufnahme
- ▶ Double-G-Aufdruck

- night black / riot red
- ## 100 % Polyester

DESCRIPTION	DETAILS	ART.-NR.
Bike Saddlebag small	0.5l	16280



TRAVELBAG SMALL



ENG DETAILS

- ▶ Extendable telescope handle
- ▶ Padded comfort grips
- ▶ 2 smooth rollers

GER DETAILS

- ▶ Ausziehbarer Teleskopgriff
- ▶ Gepolsterte Griffe
- ▶ Zwei leichtlaufende Rollen

- riot red / star white
- ## 100 % Polyester

DESCRIPTION	DETAILS	ART.-NR.
Travelbag small	40 + 5l	14046



WASH CENTER



riot red / star white



ENG DETAILS

- ▶ Large main compartment for easy access with all around zipper
- ▶ Net inner pockets
- ▶ Hanger hook

GER DETAILS

- ▶ Großes, leicht zugängliches Hauptfach mit Rundum-Reißverschluss
- ▶ Netzinnetaschen
- ▶ Haken zum Aufhängen

riot red / star white

100 % Polyester

DESCRIPTION	DETAILS	ART.-NR.
Wash Center		14047



night black / silver gray

MULTITOOL

ENG DETAILS

- ▶ Torx and Allen wrench
- ▶ GHOST branding

GER DETAILS

- ▶ Torx- und Inbusschlüssel
- ▶ GHOST-Branding

DESCRIPTION	COLOR	ART.-NR.
Multitool	night black / silver gray	15359



GHOST MUD FLAP

ENG DETAILS

- ▶ Extra strong for perfect stiffness and durability; made of recyclable polypropylene
- ▶ Wheel size 20", 24", 26", 26"+, 27.5", 27.5"+, 29", 29"+
- ▶ With 33 g the fender is a real lightweight and recommended for all forms of racing use

GER DETAILS

- ▶ Extra stark für perfekte Steifig- und Dauerhaltbarkeit, hergestellt aus recyclefähigem Polypropylen (PP)
- ▶ Passende Laufradgrößen – 20", 24", 26", 26"+, 27.5", 27.5"+, 29", 29"+
- ▶ Mit 33 g ist der Fender ein echtes Leichtgewicht und für alle Formen des Raceeinsatzes empfehlenswert.

DESCRIPTION	ART.-NR.
GHOST Mud Flap by Riesel designe	FEF0017



PEDALS FLAT



night black / silver gray



ENG DETAILS

- ▶ CRO-Mo axle, sealed bearings
- ▶ Perfect grip, replaceable pins
- ▶ Lightweight, 300 g

GER DETAILS

- ▶ CRO-MO-Achse, abgedichtete Lager
- ▶ Perfekter Grip, austauschbare Pins
- ▶ Sehr leicht, 300 g

DESCRIPTION	COLOR	ART.-NR.
Pedals Flat	night black / silver gray	16013

AM HANDLEBAR


DESCRIPTION	COLOR	ART.-NR.
AM Rizer Handlebar 780 mm Rise 15° Back 9° 35 mm	night black	16006
AM Rizer Handlebar 780 mm Rise 15° Back 9° 35 mm	red	16007
AM Rizer Handlebar 780 mm Rise 15° Back 9° 35 mm	blue	16008
AM Rizer Handlebar 780 mm Rise 15° Back 9° 35 mm	green	16009
AM Tizer Handlebar Light 720 mm Rise 10° Back 9° 31.8 mm	night black	14143
AM Tizer Handlebar Light 720 mm Rise 0° Back 9° 31.8 mm	night black	14144
AM Tizer Handlebar Light 740 mm Rise 10° Back 9° 31.8 mm	green	15032



GRIP



night black



DESCRIPTION	COLOR	ART.-NR.
Grip with end plugs without screw	night black	16002
Grip with end plugs without screw	night black	16003
Ergo Grip with screw	night black / white	15046
Ergo Grip with screw	White / night black	15047
Grip with plugs without screw	night black / gray	14057
Grip with plugs without screw	night black / green	14059
Grip with plugs without screw	night black / white	14060
Grip with plugs without screw	night black / red	14061
Grip with plugs and screws	night black / gray	14063
Grip with plugs and screws	night black / green	14066
Grip with plugs and screws	night black / white	14065
Grip with plugs and screws	night black / red	1464
Grip RIOT	green	15042
Grip RIOT	blue	15043
Grip RIOT	red	15044
Grip RIOT	night black	15045

STEM

ENG DETAILS

- ▶ Super strong
- ▶ Super light
- ▶ Stem Light GH1 and AM Stem RIOT with GHOST Branding

GER DETAILS

- ▶ Verwindungssteif
- ▶ Extra leicht
- ▶ Stem Light GH1 und AM Stem RIOT mit GHOST-Branding

DESCRIPTION	COLOR	ART.-NR.
Stem Light AS-M04 35mm 0° 35 mm	night black	16004
Stem Light AS-M04 55 mm 0° 35 mm	night black	16005
Stem Light GH1 60 mm +/- 7° 31.8 mm	night black	14134
Stem Light GH1 100 mm +/- 7° 31.8 mm	night black	14136
Stem Light AS-029 60 mm +/- 7° 31.8 mm	night black	14137
Stem Light AS-029 80 mm +/- 7° 31.8 mm	night black	14138
Stem Light AS-029 100 mm +/- 7° 31.8 mm	night black	14139
AM Stem RIOT 1 1/8 60 mm 31.8 mm	night black	15034
AM Stem RIOT 1 1/8 70 mm 31.8 mm	night black	15035



SADDLE



ENG DETAILS

- ▶ Men and Women models for comfortable riding
- ▶ GHOST branding
- ▶ Available in two colors

GER DETAILS

- ▶ Verschiedene Modelle für Männer und Frauen für optimalen Komfort
- ▶ GHOST-Branding
- ▶ In zwei Farben erhältlich

DESCRIPTION	COLOR	ART.-NR.
Saddle Comfort Lady	night black / gray	14085
Saddle Comfort Lady	white / gray	14086
Saddle Comfort Men	night black / gray	14159
Saddle Comfort Men	white / gray	14160

WATER BOTTLE CAGE FIDLOCK



ENG DETAILS

- ▶ Fidlock magnet retaining system for easy handling
- ▶ GHOST branding
- ▶ No need for normal bottle cage anymore

GER DETAILS

- ▶ Fidlock-Magnetsystem für einfache Handhabung
- ▶ GHOST-Branding
- ▶ Kein klassischer Flaschenhalter mehr nötig

DESCRIPTION	COLOR	ART.-NR.
Water Bottle - Fidlock System 0.75 l	transparent / night black	GA0002

AM SEATPOST



night black

ENG DETAILS

- ▶ Super light
- ▶ GHOST branding

GER DETAILS

- ▶ Extra leicht
- ▶ GHOST-Branding

DESCRIPTION	COLOR	ART.-NR.
AM Seatpost Alloy Super Light 31.6 mm 400 mm	night black	16010
AM Seatpost Alloy Super Light 27.2 mm 400 mm	night black	14146
AM Seatpost Carbon Super Light 31.6 mm 400 mm	night black	14147
AM Seatpost Carbon Super Light 27.2 mm 400 mm	night black	14148

WATER BOTTLE



ENG DETAILS

- ▶ BPA-free
- ▶ Dishwasher safe
- ▶ Squeezable

GER DETAILS

- ▶ BPA-frei
- ▶ Spülmaschinenfest
- ▶ Leicht zu drücken

DESCRIPTION	COLOR	ART.-NR.
Water Bottle - 0.75 l	transparent / night black / riot red	16282
Water Bottle - 0.75 l	transparent / night black	17143
Water Bottle - 0.75 l	titanium gray / night black / riot red	17144
Water Bottle Small - 0.5 l	transparent / night black	17142

WATER BOTTLE CAGE



ENG DETAILS

- ▶ Lightweight
- ▶ Easy to use
- ▶ Fits your GHOST bike perfectly

GER DETAILS

- ▶ Leicht
- ▶ Einfach zu benutzen
- ▶ Passt perfekt auf dein GHOST-Bike

DESCRIPTION	COLOR	ART.-NR.
Water bottle cage Alloy	night black	15048
Water bottle cage Plastic	night black / red	14089
Water bottle cage Plastic	night black / green	14090
Water bottle cage Plastic	white / gray	14091
Water bottle cage Plastic	night black / gray	14108
Water bottle cage Plastic	riot blue	15037
Water bottle cage Plastic	riot green	15038
Water bottle cage Plastic	riot red	15039



night black

ENG DETAILS

- ▶ Matches your GHOST bike perfectly
- ▶ Easy to mount

GER DETAILS

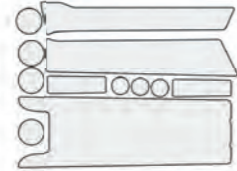
- ▶ Passt perfekt zu deinem GHOST-Bike
- ▶ Leicht zu montieren

DESCRIPTION	COLOR	ART.-NR.
Kick Stand Center	night black	14162
Kick Stand Center black	night black	14161
Kick Stand Rear Balck (compatible with all SQUARE-models)	night black	15444
Kick Stand Rear black (compatible with all models, except SQUARE-models)	night black	15036

KICK STAND



FRAME PROTECTION



ENG DETAILS

- ▶ Matches your GHOST bike perfectly
- ▶ Easy to mount

GER DETAILS

- ▶ Perfekter Sitz auf deinem GHOST-Bike
- ▶ Leicht zu montieren

DESCRIPTION	COLOR	ART.-NR.
RIOT Protection sticker set	night black / carbin	15040
Protection Kit	clear	15041

ENG DETAILS

- ▶ Complete headset
- ▶ Available in different sizes

GER DETAILS

- ▶ Komplettes Headset
- ▶ In verschiedenen Größen erhältlich

DESCRIPTION	ART.-NR.
Acros Headset full integrated 44/56 mm	16011
Acros Headset full integrated 44/56 mm	16012
Prestine PT-F2A Headset alloy, heavy duty, 1.5"	14102
Prestine PT-F2A Headset alloy AL6061T6 1 1/8", tapered 44/55, semi integrated	14103
Prestine PT-F-11BHS reducer Headset steel, 1 1/8", tapered 44/55, bottom 1 1/8" semi integrated	14104
Prestine PT-F-11BH Headset steel, 1 1/8" tapered, tapered 44/55, 1 1/8" semi integrated	14105
Prestine PT-1806H Headset steel, 1 1/8", 28.6xL, 1 1/8" 44/44 semi integrated	14106
Prestine PT-F-11S reducer Headset alloy AL6061T6, Tapered 44/55 bottom 1 1/8" semi integrated	14107

HEADSET



GHOST BIKE RACK



DESCRIPTION	ART.-NR.
GHOST Aluminium Bike Rack	18004



black

ENG DETAILS

- ▶ Lightweight aluminum seatpost
- ▶ Individual seating angle adjustment with screw
- ▶ GND51 Branding

GER DETAILS

- ▶ Leichte Aluminium-Sattelstütze
- ▶ Verstellerschraube für die individuelle Anpassung des Sitzwinkels
- ▶ GND51-Branding

DESCRIPTION	COLOR	ART.-NR.
GND 51 Race Seatpost 31.6x350 mm, 12 mm setback	black	GA0006
GND 51 Race Seatpost 31.6x400 mm, 12 mm setback	black	GA0007
GND 51 Race Seatpost 27.2x350 mm, 12 mm setback	black	GA0008
GND 51 Race Seatpost 27.2x400 mm, 12 mm setback	black	GA0009
GND 51 Team Carbon SP 31.6x350 mm 12 mm setback	black	GA0010

GND51 SEATPOST



GND51 HANDLEBAR



DESCRIPTION	COLOR	ART.-NR.
GND 51 Race Alloy Handlebar 31.8/740/8°	black	GA0032
GND 51 Team Alloy Handlebar 31.8/740/8°	black	GA0003
GND 51 Pro Team Carbon Handlebar 31.8/740/8°	black	GA0004
GND 51 Race Alloy Handlebar 31.8/780/9°/15°	black	GA0005
GND 51 Race 35 Handlebar 35/780/15 mm/9°/15°	black	GA0028
GND 51 Team 35 Alloy Handlebar 35/780/9°/15°	black	GA0030
GND 51 ProTeam 35 Carbon Handlebar 35/780/8°/15°	black	GA0031
GND 51 Race 35 Handlebar 35/800/15 mm/9°/15°	black	GA0029
GND 51 Race WRB Handlebar 31.8 mm/400 mm	black	GA0025
GND 51 Race WRB Handlebar 31.8 mm/420 mm	black	GA0026
GND 51 Race WRB Handlebar 31.8 mm/440 mm	black	GA0027



black



black

DESCRIPTION	COLOR	ART.-NR.
GND 51 Race Stem 6 degree, 31.8 mm, 45 mm	black	GA0016
GND 51 Race Stem 6 degree, 31.8 mm, 60 mm	black	GA0017
GND 51 Race Stem 6 degree, 31.8 mm, 75 mm	black	GA0018
GND 51 Race Stem 6 degree, 31.8 mm, 90 mm	black	GA0019
GND 51 Race Stem 6 degree, 31.8 mm, 100 mm	black	GA0020
GND 51 Race Stem 6 degree, 31.8 mm, 110 mm	black	GA0021
GND 51 Team AM Stem 35 OEM, 35 mm, 35 mm	black	GA0022
GND 51 Team AM Stem 35 OEM, 35 mm, 45 mm	black	GA0023
GND 51 Team AM Stem 35 OEM, 35 mm, 55 mm	black	GA0024

GND51 STEM



GND51 CRANK



black matt



ENG DETAILS

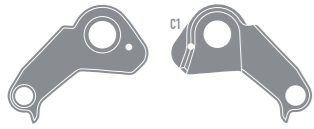
- ▶ Smooth with great torsional strength
- ▶ Perfectly tuned to Shimano bike components
- ▶ High-quality crank for optimum riding experience

GER DETAILS

- ▶ Leichtgängig und verwindungssteif
- ▶ Perfekt auf Shimano-Fahrradkomponenten abgestimmt
- ▶ Hochwertige Kurbel für bestes Fahrerlebnis

DESCRIPTION	COLOR	ART.-NR.
GND 51 Crank prepared for Shimano engine 155 mm	black matt	GA0011
GND 51 Crank prepared for Shimano engine 160 mm	black matt	GA0012
GND 51 Crank prepared for Shimano engine 165 mm	black matt	GA0013
GND 51 Crank prepared for Shimano engine 170 mm	black matt	GA0014

HANGER



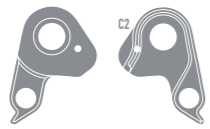
OUTSIDE / AUSSEN INSIDE / INNEN
Hanger for Shimano Direct Mount only

FITS

LECTOR UC 29 (9, 10, WC) '17, '18, '19 | LECTOR UC X 29 (X8) '17, '18

ART.-NR.	DESCRIPTION	COLOR
FRHG001	Hanger GHM11-001	black matt

FRSC0026 Screw CGR16-026 M3 x 21 mm



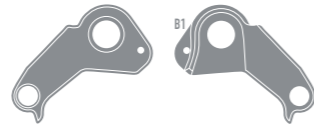
OUTSIDE / AUSSEN INSIDE / INNEN
Hanger for SRAM & Shimano standard

FITS

LECTOR UC 29 (9, 10, WC) '17, '18, '19 | LECTOR UC X 29 (X8) '17, '18

ART.-NR.	DESCRIPTION	COLOR
FRHG002	Hanger GHM11-002	black matt

FRSC0026 Screw CGR16-026 M3 x 21 mm



OUTSIDE / AUSSEN INSIDE / INNEN
Hanger for Shimano Direct Mount only

FITS

LECTOR LC KID 26 '17, '18 | LECTOR LC 29/27.5 '17, '18 | ASKET LC 27.5 '17, '18 | ASKET AL 29/27.5 '17, '18 | ROKET AL 27.5+ '17, '18 | HYBRIDE LECTOR LC 29/27.5+ '19 | HYBRIDE LANAOL 29/27.5+ '17, '18 | HYBRIDE KATO AL incl. X 29/27.5+ '17, '18, '19 | HYBRIDE TERU X 27.5+ '18 | HYBRIDE KATO X 27.5+ '19 | KATO X '18

ART.-NR.	DESCRIPTION	COLOR
FRHG0022	Hanger GHM09-022	black matt

FRSC0060 Screw GHT12-060 M4 x 18 mm



OUTSIDE / AUSSEN INSIDE / INNEN
Hanger for SRAM & Shimano standard

FITS

LECTOR LC KID 26 '17, '18 | LECTOR LC 29/27.5 '17, '18 | ASKET LC 27.5 '17, '18 | ASKET AL 29/27.5 '17, '18 | ROKET AL 27.5+ '17, '18 | HYBRIDE LECTOR LC 29/27.5+ '19 | HYBRIDE LANAOL 29/27.5+ '17, '18 | HYBRIDE KATO AL incl. X 29/27.5+ '17, '18, '19 | HYBRIDE TERU X 27.5+ '18 | HYBRIDE KATO X 27.5+ '19 | KATO X '18

ART.-NR.	DESCRIPTION	COLOR
FRHG0021	Hanger GHM09-021	black matt

FRSC0060 Screw GHT12-060 M4 x 18 mm



OUTSIDE / AUSSEN INSIDE / INNEN

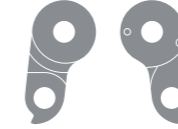
FITS

SE '14 (1100-1800) | MISS '14 (1100-1800) | LAWIU '15, '16 | SONA '15, '16 | POWERKID 20* '15, '16 | POWERKID 24* '15, '16 | KATO 26 '17, '18, '19 | LANAOL 26 '17, '18, '19 | KATO KID 24 '17, '18, '19 | LANAOL KID 24 '17, '18, '19 | KATO KID 20 '17, '18, '19 | LANAOL KID 20 '17, '18, '19

ART.-NR.	DESCRIPTION	COLOR
EZ2036	Hanger GRH-24bl	night black

FRSC0052 Screw 69-035-090 Hex 5 mm Inbus

FRNT0052 Screw nut 69-035-090



OUTSIDE / AUSSEN INSIDE / INNEN

FITS

Road Race '18 | Fire Road Race '18 | Endless Road Race '18 | Violent Road Race '18

ART.-NR.	DESCRIPTION	COLOR
FRHG0003	Hanger RD 156	black matt

FRSC0003 Screw Hex 2,5 Inbus M3 x 6 mm



OUTSIDE / AUSSEN INSIDE / INNEN

FITS

NIVOLET X '17, '18

ART.-NR.	DESCRIPTION	COLOR
FRHG0023	Hanger CGR16-023	black matt

FRSC0026 Screw CGR16-026 M3 x 21 mm



OUTSIDE / AUSSEN INSIDE / INNEN

FITS

NIVOLET '15 (9, EBS) | NIVOLET TOUR LC '16 | NIVOLET RACE LC '16 | NIVOLET LC/UC '17, '18

ART.-NR.	DESCRIPTION	COLOR
EZ1859	Hanger GRH-26bl	night black

FRSC0054 Screw 2x M4 x 8 mm T20 black



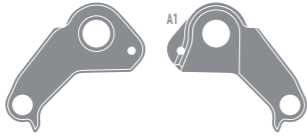
OUTSIDE / AUSSEN INSIDE / INNEN
Hanger dummy for Pinion

FITS

HAMR X '17, '18 | ROKET X '17, '18

ART.-NR.	DESCRIPTION	COLOR
FRHG0059	Hanger GHT12-059	black matt

FRSC0060 Screw GHT12-060 M4 x 18 mm



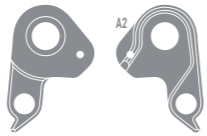
OUTSIDE / AUSSEN INSIDE / INNEN
Hanger for Shimano Direct Mount only

FITS

DREAMR '17 | SLAMR AL '17, '18, '19 | SLAMR LC '17, '18, '19 | SLAMR X AL '17, '18 | SLAMR X LC '17, '18 | FRAMR AL '17, '18 | FRAMR LC '17 | HAMR AL '17, '18 | HAMR LC '17, '18 | RIOT '17, '18 | PATH RIOT '17, '18 | HYBRIDE SLAMR AL incl. X '18, '19 | HYBRIDE LANAOL FS '17, '18 | HYBRIDE KATO FS '17, '18 | KATO FS incl. X '18, '19

ART.-NR.	DESCRIPTION	COLOR
FRHG0058	Hanger GHT12-058	black matt

FRSC0060 Screw GHT12-060 M4 x 18 mm



OUTSIDE / AUSSEN INSIDE / INNEN
Hanger for SRAM & Shimano standard

FITS

DREAMR '17 | SLAMR AL '17, '18, '19 | SLAMR LC '17, '18, '19 | SLAMR X AL '17, '18 | SLAMR X LC '17, '18 | FRAMR AL '17, '18 | FRAMR LC '17 | HAMR AL '17, '18 | HAMR LC '17, '18 | RIOT '17, '18 | PATH RIOT '17, '18 | HYBRIDE SLAMR AL incl. X '18, '19 | HYBRIDE LANAOL FS '17, '18 | HYBRIDE KATO FS '17, '18 | KATO FS incl. X '18, '19

ART.-NR.	DESCRIPTION	COLOR
FRHG0057	Hanger GHT12-057	black matt

FRSC0060 Screw GHT12-060 M4 x 18 mm



OUTSIDE / AUSSEN INSIDE / INNEN
Hanger for Shimano Direct Mount only

FITS

RIOT '14, '15, '16 | RIOT LT '15 | PATH RIOT '16 | SLAMR '16 | SLAMR X '16 | FRAMR '16 | DREAMR '16

ART.-NR.	DESCRIPTION	COLOR
EZ2038	Hanger GHT-12-001	black matt

SM1373 Screw GHO-AMR16SC-PM318



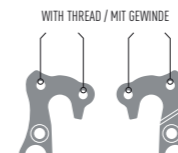
WITH THREAD / MIT GEWINDE
OUTSIDE / AUSSEN INSIDE / INNEN

FITS

NIVOLET '15 (2) | NIVOLET Tour '16 (2,3) | NIVOLET AL '17, '18

ART.-NR.	DESCRIPTION	COLOR
EZ1858	Hanger GRH-25bl	night black

FRSC0054 Screw 2x M4 x 8 mm T20 black



WITH THREAD / MIT GEWINDE
OUTSIDE / AUSSEN INSIDE / INNEN

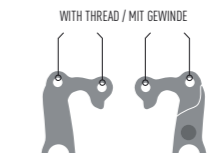
FITS

Race Lector '13 (Pro, 7000), '14 | Nivolet LC '15 (4, 5, 6, 7, 8) | Nivolet Tour Disc LC '16

ART.-NR.	DESCRIPTION	COLOR
EZ2010	Hanger GRH-23si	silver

EZ2011 Hanger GRH-23bl night black

FRSC0054 Screw 2x M4 x 8 mm T20 black



WITH THREAD / MIT GEWINDE
OUTSIDE / AUSSEN INSIDE / INNEN

FITS

EBS RACE Lector '10, '11, '12 | RACE Lector '11, '12, '13 (Red) | RACE Lector Pro / SL '09, '10

ART.-NR.	DESCRIPTION	COLOR
EZ1566	Hanger GRH-15si	silver

FRSC0054 Screw 2x M4 x 8 mm T20 black



WITHOUT THREAD / OHNE GEWINDE
OUTSIDE / AUSSEN INSIDE / INNEN

FITS

EBS RACE Alu* '07, '08, '09, '10, '11, '12, '13 | RACE Alu* '04, '05, '06, '07, '08, '09, '10, '11, '12, '13, '14 | RACE Scandium '05, '06 | RACELINE '09 | SPEEDLINE '07, '08, '09, '10, '11, '12, '14 (1800), '15 (2)

ART.-NR.	DESCRIPTION	COLOR
EZ1337	Hanger GRH-03si	silver

EZ1851 Hanger GRH-03bl night black

FRSC0054 Screw 2x M4 x 8 mm T20 black



OUTSIDE / AUSSEN INSIDE / INNEN
Hanger for SRAM & Shimano standard

FITS

RIOT '14, '15, '16 | RIOT LT '15 | PATH RIOT '16 | SLAMR '16 | SLAMR X '16 | FRAMR '16 | DREAMR '16

ART.-NR.	DESCRIPTION	COLOR
EZ2037	Hanger GHT-12-031	black matt

SM1373 Screw GHO-AMR16SC-PM318



OUTSIDE / AUSSEN INSIDE / INNEN
Hanger for Shimano Direct Mount only

FITS

LECTOR '16 | ASKET '16

ART.-NR.	DESCRIPTION	COLOR
EZ2131	Hanger GHM09-010	black matt

SM1373 Screw GHO-AMR16SC-PM318



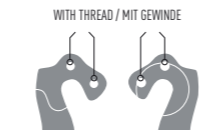
OUTSIDE / AUSSEN INSIDE / INNEN
Hanger for SRAM & Shimano standard

FITS

LECTOR '16 | ASKET '16

ART.-NR.	DESCRIPTION	COLOR
EZ2132	Hanger GHM09-020	black matt

SM1373 Screw GHO-AMR16SC-PM318



WITH THREAD / MIT GEWINDE
OUTSIDE / AUSSEN INSIDE / INNEN

FITS

TREKKING '12, '13 (5100-7500), '14 (5100-7500) | CROSS '12, '13, '14 | SPEEDLINE Alu* '12, '13, '14 (5700-7500), '15 (3, 4) | HTX 29* incl. Lector 29* '12, '13, '14 | 4X Team '12, '13 | 4X Comp '12, '13, '14 | SE '13, '14 (2000-8000) | MISS '13, '14 (2000-8000) | SE 29 '13, '14 (incl. EBS) | HTX* '13, '14 | E-HYBRIDE Trekking (man/lady) '13, '14 | E-HYBRIDE Wave '13, '14 | E-HYBRIDE Cross (man/lady) '13, '14 | E-HYBRIDE SE 29 '14 | LANAOL incl. PRO '15, '16 | KATO incl. PRO '15, '16 | TACAMA incl. PRO '15, '16 | PANAMAOL '15 (5, 6, 7) | PANAMAOL X '15 (5, 6, 7, 8) | THE HOOD '15 | ANDASOL incl. LADY '15 (4, 6), '16 | ANDASOL X incl. LADY '15 (5, 7, 9), '16 (Cross) | HTX '15, '16 | NILA '15, '16 | KATO FS '16, '17, '18, '19 | LANAOL FS '16, '17, '18 | SQUARE TREKKING & SPEEDLINE '16, '17, '18, '19 | SQUARE CROSS, CROSS X '16, '17, '18, '19 | SQUARE URBAN, URBAN X '16 | KATO 29/27.5 '17, '18, '19 | KATO X 29 '17 | LANAOL 29/27.5 '17, '18, '19 | ANDASOL CROSS, TREKKING, WAVE '17 | HYBRIDE KATO 29 '17 (2) | HYBRIDE LANAOL 29 '17 (2) | TERU incl. MISS '15, '16, '17 | HYBRIDE TERU incl. X 29, '18, '19 | HYBRIDE SQUARE CROSS, TREKKING '17, '18, '19

PARTIALLY FITS

MISS '12 | SE '12 | PANAMAOL X '15 (2, 3, 4)

ART.-NR.	DESCRIPTION	COLOR
EZ1954	Hanger GRH-21bl	night black

FRSC0054 Screw 2x M4 x 8 mm T20 black



WITHOUT THREAD / OHNE GEWINDE
OUTSIDE / AUSSEN INSIDE / INNEN

FITS

SPEEDLINE Lector '12, '13, '14

ART.-NR.	DESCRIPTION	COLOR
EZ1956	Hanger GRH-22si / bl	silver / black matt

FRSC0054 Screw 2x M4 x 8 mm T20 black



WITHOUT THREAD / OHNE GEWINDE
OUTSIDE / AUSSEN INSIDE / INNEN

FITS

4X Team '11 | CROSS incl. Lady '11, '15 | EBS Alu* '10, '11, '12 | EBS HTX Lector '07, '08, '09, '10 | HTX Actinum '10, '11, '12 | HTX Lector '07, '08, '09, '10 | MISS Hardtail '10, '11, '12 | RACE Actinum '07, '08 | SE Alu* '10, '11, '12 | SE Lector '10 | PANAMAOL X '15 (2, 3, 4) - running change to EZ1954 from within

ART.-NR.	DESCRIPTION	COLOR
EZ1412	Hanger GRH-07bl	night black

FRSC0054 Screw 2x M4 x 8 mm T20 black



WITH THREAD / MIT GEWINDE
OUTSIDE / AUSSEN INSIDE / INNEN

FITS

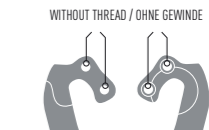
AMR Alu* '11, '12, '13 | AMR Lector '11, '12, '13 | MISSAMR '11, '12, '13, '14 | RT Actinum '11, '12, '13 | RT Lector '11, '12, '13 | HTX Lector '11, '12, '13 | EBS HTX Lector '11, '12, '13 | AMR 29 '13, '14 | ASX 650B '14 | MISS ASX 650B '14 | KATO FS incl. E: '15 | LANAOL FS '15

PARTIALLY FITS

AMR Alu* '10 | AMR Lector '10 | MISSAMR '10

ART.-NR.	DESCRIPTION	COLOR
EZ1822	Hanger GRH-19bl	night black

FRSC0054 Screw 2x M4 x 8 mm T20 black



WITHOUT THREAD / OHNE GEWINDE
OUTSIDE / AUSSEN INSIDE / INNEN

FITS

AMR Alu* '10 | AMR Lector '10 | MISSAMR '10

PARTIALLY FITS

AMR Alu* '11 | AMR Lector '11 | MISSAMR '11 | RZ Actinum '11 | RT Lector '11 | HTX Lector '11

ART.-NR.	DESCRIPTION	COLOR
EZ1421	Hanger GRH-18bl	night black

FRSC0054 Screw 2x M4 x 8 mm T20 black

*Aluminium = no carbon (LECTOR), no Actinum, no Scandium

*Aluminium = no carbon (LECTOR), no Actinum, no Scandium

HANGER



OUTSIDE / AUSSEN INSIDE / INNEN

FITS

AMR Plus Alu* '10, '11, '12, '13, '14 | AMR Plus Lector '10, '11, '12, '13, '14 | AMR Square '09 | DOWNHILL '11, '12, '13, '14, '15 | NORTHSHORE '11, '12, '13, '14, '15 | CAGUA (26") '12, '13 | CAGUA (27.5") '13, '14, '15 | AMR (27.5") Alu* '14, '15 | AMR incl. LT '15, inkl. X '16 | TERU FS incl. LT '15, '16 | THE HOOD PRO '15, '16 | THE HOOD FS '15, '16 | AMR '16

ART.-NR.	DESCRIPTION	COLOR
EZ1567	Hanger GRH-14bl	night black
FRSC0053	Screw DTAMM8-30 M8 x30 mm Torx Black	



OUTSIDE / AUSSEN INSIDE / INNEN

FITS

ASX '06, '07, '08 | RACE Alu* '99, '00, '01 | HYB ANDASOL WAVE, '18

ART.-NR.	DESCRIPTION	COLOR
EZ1338	Hanger GRH-04si	silver
FRSC0052	Screw 69-035-090 Hex 5 mm Inbus	
FRNT0052	Screw Hex 69-035-090	



OUTSIDE / AUSSEN INSIDE / INNEN

FITS

AMR Alu* '06, '07, '08, '09 | AMR Lector '08, '09 | AMR Plus / LT (Long Travel) Alu* '08, '09 | AMR Plus Lector '09 | ASX '07 (only for frames with frame-no. A...) | ASX '09, '10, '11, '12, '13 | ASX Plus '10, '11 | ERT '06, '07, '08, '09 | FR Northshore '03, '04, '05, '06, '07, '08, '09 | HTX Actinum '07, '08, '09 | HTX Alu* '01, '02, '03, '04, '05, '06, '07 | MISS AMR '08, '09 | MISS Hardtail 5700 '06, '07 | MISS RT '04, '05, '06, '07, '08, '09, '10, '11, '12, '13, '14 | RT Actinum '07, '08, '09, '10 | RT Alu* '03, '04, '05, '06, '07 | RT Lector '08, '09, '10 | TR incl. Lady '08, '09, '10, '11, '13 (1300-1800), '14 (1100-1800, EBS) | PANAMA0 '15 (2, 3)

ART.-NR.	DESCRIPTION	COLOR
EZ1352	Hanger GRH-06bl	night black
FRSC0052	Screw 69-035-090 Hex 5 mm Inbus	
FRNT0052	Screw nut 69-035-090	



OUTSIDE / AUSSEN INSIDE / INNEN

FITS

4X '09, '10 | 4X Pro / Comp '11 | CROSS incl. Lady '04, '05, '06, '07, '08, '09, '10 | DUAL Comp / Pro '06, '07, '08 | EBS 1 / 2 Alu* '06, '07, '08, '09 | HTX Scandium '06 | HTX Team Edition '05, '06, '07 | MISS Hardtail '08, '09 | MISS Hardtail 3300 '07 | MISS Hardtail 4500 / 5100 '06, '07 | POWERKID 24" / MISSY 24" '06, '07, '08, '09, '10, '11, '12, '13, '14 | SE '05, '06, '07, '08, '09 | TR incl. Lady '04, '05, '06, '07

ART.-NR.	DESCRIPTION	COLOR
EZ1852	Hanger GRH-02bl	night black
FRSC0052	Screw 69-035-090 Hex 5 mm Inbus	
FRNT0052	Screw nut 69-035-090	



OUTSIDE / AUSSEN INSIDE / INNEN

FITS

E-Hybride Trail '11, '12, '13, '14

ART.-NR.	DESCRIPTION	COLOR
EZ1855	Hanger GRH-20si	silver
FRSC0052	Screw 69-035-090 5 mm Inbus	
FRNT0052	Screw nut 69-035-090	

RANGE OF USE // EINSATZBEREICHE

Each bicycle is designed for a specific range of use.
This section explains those ranges and the weight limits.

The **total weight (A)** equals the weight of the bicycle plus fully geared rider plus luggage.

The **riders weight (B)** equals the weight of the fully geared rider plus luggage.

Jedes Fahrrad wurde für einen bestimmten Gebrauch beziehungsweise Einsatzbereich entwickelt und gebaut. Dieser Abschnitt erklärt diese Einsatzbereiche und gibt Auskunft über das maximal zulässige Gesamtgewicht bzw. Fahrergewicht.

Das **Gesamtgewicht (A)** setzt sich zusammen aus dem Gewicht des Fahrrads, des fahrfertig bekleideten Fahrers und des Gepäcks.

Das **Fahrergewicht (B)** setzt sich zusammen aus dem Gewicht des fahrfertig bekleideten Fahrers und des Gepäcks.

(A) MAX. ALLOWED TOTAL WEIGHT //
MAXIMAL ZULÄSSIGES GESAMTGEWICHT



(B) MAX. ALLOWED RIDER'S WEIGHT //
MAXIMAL ZULÄSSIGES FAHRERGEWICHT



WARNING

Bikes always have to be used within and according to their range of use. If a bike is exposed to more stress than intended in its specific range of use, the bicycle and/or its parts may be damaged or break. A damaged or broken bike may be difficult or impossible to control and may cause severe crashes.

Always pay attention to the operating manual of the respective bicycle as well.

ACHTUNG







Fahrräder sind stets entsprechend ihrem zugelassenen Einsatzbereich zu verwenden. Wird ein Fahrrad höheren Belastungen ausgesetzt, als von uns in der jeweiligen Kategorie empfohlen, kann das zu Beschädigungen des Materials und sogar zum Bruch führen. Ein beschädigtes Fahrrad kann unkontrollierbar werden und dadurch schwere Stürze verursachen.

Beachten Sie auch die Betriebsanleitung des jeweiligen Fahrrads.

RANGE OF USE // EINSATZBEREICHE







MODEL // MODELL	RANGE OF USE CATEGORY // KATEGORIE EINSATZBEREICH	MAX. ALLOWED TOTAL WEIGHT (*max. allowed riders weight) // MAX. ZULÄSSIGES GESAMTGEWICHT (*max. zulässiges Fahrergewicht)
FR AMR	4	120 kg
SL AMR X / SL AMR	4	120 kg
LECTOR X / LECTOR	3	120 kg
ASKET 4.6	3	120 kg
ASKET others / sonstige	4	120 kg
ROKET	3	120 kg
KATO FS	3	120 kg
KATO X / KATO	3	120 kg
LANAO	3	120 kg
ROAD RAGE	2	120 kg
SQUARE Speedline	2	140 kg
SQUARE Times	2	140 kg
SQUARE Urban X / SQUARE Urban	2	140 kg
SQUARE Cross	2	140 kg
SQUARE Trekking	2	140 kg
KATO Kid 2.0 / R1.0	2	60 kg
KATO Kid D4.4 / 2.4	2	60 kg
LANAO Kid 2.0 / R1.0	2	60 kg
LANAO Kid D4.4 / 2.4	2	60 kg
POWERKID	0	36 kg*
POWERKIDDY	0	36 kg*
HybRide SLAMR X / HybRide SLAMR	4	140 kg
HybRide LECTOR S 8.7+	3	120 kg
HybRide LECTOR others / sonstige	3	140 kg
HybRide KATO FS	3	140 kg
HybRide KATO X / HybRide KATO	3	140 kg
HybRide TERU	3	140 kg
HybRide SQUARE Cross	2	140 kg
HybRide SQUARE Trekking	2	140 kg

RANGE OF USE // EINSATZBEREICHE

Symbol	Cycle category	Use
	Category 0 cycles are generally 12" balance bikes and 12" or 16" children's bikes.	CATEGORY 0: - For children aged 3 years and up - Only for use under the supervision of a parent or guardian - Not permitted on the road - Not permitted in competitions - Not suitable for jumps or acrobatics
	Category 1 cycles are generally bikes, pedelecs and S-pedelecs in the style of racing bikes or fitness bikes (urban bikes).	CATEGORY 1: - Solely for asphalt, concrete or paved roads and paths - Wheels must be kept in permanent contact with the ground - Permitted in competitions - Not suitable for drops, jumps or acrobatics
	Category 2 cycles are generally bikes, pedelecs and S-pedelecs in the style of city, trekking, cross-trekking or cargo bikes, as well as 20" children's bikes and 24" junior bikes.	CATEGORY 2: - Includes category 1, plus surfaced and naturally firm paths with moderate inclines - Can be ridden down steps of up to 15 cm / 5.9", e.g. kerbs - Not permitted in competitions - Not suitable for jumps or acrobatics
	Category 3 cycles are generally bikes, pedelecs and S-pedelecs in the style of mountain bikes designed for cross-country, marathon and touring use, plus bikes in the cyclo-cross and all-track segments.	CATEGORY 3: - Includes categories 1 and 2, plus rough trails with small obstacles, and unsurfaced routes that require good riding technique - Permitted in competitions - Drops and jumps permitted up to a max. height of 60 cm / 23.6" (with appropriate riding technique) - Not suitable for acrobatics
	Category 4 cycles are generally bikes, pedelecs and S-pedelecs in the style of mountain bikes designed for all-mountain use.	CATEGORY 4: - Includes categories 1, 2 and 3 - Larger obstacles and higher speeds require increased riding skills - Permitted in competitions - Drops and jumps permitted up to a max. height of 120 cm / 47.2" (with appropriate riding technique) - Not suitable for acrobatics
	Category 5 cycles are generally bikes, pedelecs and S-pedelecs in the style of mountain bikes designed for enduro/freeride/downhill use.	CATEGORY 5: - Includes categories 1, 2, 3 and 4, plus very fast and very demanding terrain with extreme inclines - Very high demands on riding skill - Permitted in competitions - Long drops and jumps permitted (with appropriate riding technique) - Not suitable for acrobatics

RANGE OF USE // EINSATZBEREICHE

NEON COLORS // NEON FARBEN

Symbol	Fahrzeugkategorie	Nutzung
	Fahrzeuge der Kategorie 0 sind in der Regel Kinderspielräder 12" und Kinderräder 12" und 16".	KATEGORIE 0: <ul style="list-style-type: none"> - Für Kinder ab 3 Jahren - Verwendung nur unter Aufsicht Erziehungsberechtigter - Teilnahme an dem Straßenverkehr ist nicht gestattet - Teilnahme an Wettkämpfen ist nicht gestattet - Nicht für Sprünge und akrobatische Handlungen geeignet
	Fahrzeuge der Kategorie 1 sind in der Regel Fahrräder, Pedelects und S-Pedelects des Typs Rennrad oder Fitness Bike (Urban Bike).	KATEGORIE 1: <ul style="list-style-type: none"> - Ausschließlich für asphaltierte, betonierte oder gepflasterte Straßen und Wege - Permanenter Bodenkontakt der Laufräder muss gewährleistet sein - Die Teilnahme an Wettkämpfen ist gestattet - Nicht für Drops, Sprünge und akrobatische Handlungen geeignet
	Fahrzeuge der Kategorie 2 sind in der Regel Fahrräder, Pedelects und S-Pedelects des Typs City-, Trekking-, Cross-Trekking- oder Lastenrad, außerdem Kinderräder 20" und Jugendräder 24".	KATEGORIE 2: <ul style="list-style-type: none"> - Beinhaltet Kategorie 1 sowie befestigte und naturfeste Wege mit moderaten Steigungen - Absätze von bis zu 15 cm, z. B. Bordsteinkanten, können hinuntergefahren werden - Die Teilnahme an Wettkämpfen ist nicht gestattet - Nicht für Sprünge und akrobatische Handlungen geeignet
	Fahrzeuge der Kategorie 3 sind in der Regel Fahrräder, Pedelects und S-Pedelects des Typs Mountainbike mit Einsatzzweck Cross Country, Marathon und Tour sowie Fahrräder aus den Bereichen Cyclo-Cross und All Track.	KATEGORIE 3: <ul style="list-style-type: none"> - Beinhaltet Kategorien 1 und 2 sowie raue Trails mit kleineren Hindernissen und unbefestigte Strecken, die eine gute Fahrtechnik erfordern - Die Teilnahme an Wettkämpfen ist gestattet - Drops und Sprünge bis zu einer Höhe von max. 60 cm sind zulässig (unter der Voraussetzung entsprechender Fahrtechnik) - Nicht für akrobatische Handlungen geeignet
	Fahrzeuge der Kategorie 4 sind in der Regel Fahrräder, Pedelects und S-Pedelects des Typs Mountainbike mit Einsatzzweck Allmountain.	KATEGORIE 4: <ul style="list-style-type: none"> - Beinhaltet Kategorien 1, 2 und 3 - Größere Hindernisse und höhere Geschwindigkeiten setzen gesteigertes fahrerisches Können voraus - Die Teilnahme an Wettkämpfen ist gestattet - Drops und Sprünge bis zu einer Höhe von max. 120 cm sind zulässig (unter der Voraussetzung entsprechender Fahrtechnik) - Nicht für akrobatische Handlungen geeignet
	Fahrzeuge der Kategorie 5 sind in der Regel Fahrräder, Pedelects und S-Pedelects des Typs Mountainbike mit Einsatzzweck Enduro/Freeride/Downhill.	KATEGORIE 5: <ul style="list-style-type: none"> - Beinhaltet Kategorien 1, 2, 3 und 4 sowie sehr schnell gefahrenes und sehr anspruchsvolles Gelände mit extremen Steigungen - Sehr hohe Ansprüche an das fahrerische Können - Die Teilnahme an Wettkämpfen ist gestattet - Weite Sprünge und Drops sind zulässig (unter der Voraussetzung entsprechender Fahrtechnik) - Nicht für akrobatische Handlungen geeignet



PLEASE NOTE - NEON COLORS

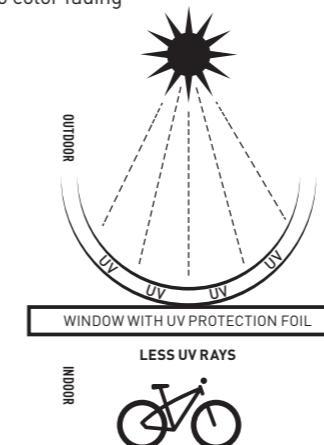
Dear dealer and customer,

Neon colors truly do let our bikes stand out. Nevertheless, please be aware that neon colors may lose part of their intensity when exposed to direct sunlight over a longer period of time.

Therefore, we suggest to not expose the bikes unnecessarily to direct sunlight.

Should the bikes be on display, it is recommended either to use UV sun protection foil for the display windows or not to put them in a sunny place.

We ask for your understanding that warranty does not apply to color fading



NEON FARBEN - BITTE BEACHTEN

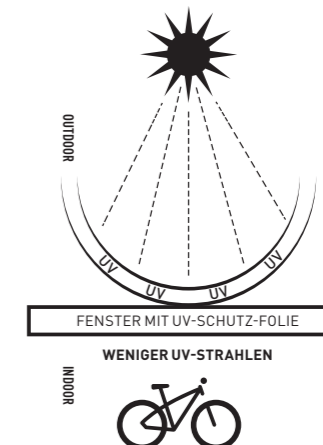
Sehr geehrter Händler und Kunde,

Neonfarben bringen unsere Räder richtig zum Strahlen. Wir bitten Sie daher zu beachten, dass Neonfarben unter längerer Einwirkung von Sonnenstrahlung dazu neigen, ihre Farbkraft zu verlieren.

Wir empfehlen daher, die Räder nicht unnötig lange direkter Sonnenstrahlung auszusetzen.

Sollten die Räder ausgestellt werden, ist es daher ratsam, die Schaufenster entweder mit UV-Schutzfolie zu versehen oder die Räder an sonnengeschützten Stellen zu positionieren.

Wir bitten Sie um Verständnis, dass Garantieansprüche wegen Farbausbleichung nicht anerkannt werden können.



IMPRINT

PHOTOS

Jan Kasl, Manuel Sulzer

THANKS TO

All employees of GHOST-Bikes – to each one of you in our unique company who was a part of this long and sometimes difficult development process of our products which we now proudly present.

We are not liable for errors, changes or misprints.
Images might not represent the original.

© 2018 GHOST Bikes

Under certain circumstances, not all of the products shown in this catalogue might be available in all regions. Please contact your GHOST sales department for more information.

PHOTOS

Jan Kasl, Manuel Sulzer

DANK AN

Alle Mitarbeiter von GHOST-Bikes – jeden Einzelnen in unserer einmaligen Firma, der ein Teil dieses langen und manchmal auch harten Entwicklungsprozesses unserer Produkte war, die wir nun mit Stolz präsentieren.

Irrtümer, Änderungen und Druckfehler vorbehalten.
Bilder können vom Original abweichen.

© 2018 GHOST Bikes

Unter Umständen sind nicht alle in diesem Katalog gezeigten Produkte in allen Regionen erhältlich, bitte kontaktiere dazu dein GHOST Vertriebs-Team.

GHOST-Bikes GmbH

An der Tongrube 3
95652 Waldsassen
Germany

Tel: +49 (9632) 9255-0
Fax: +49 (9632) 9255-116
Email: info@GHOST-bikes.de
web: GHOST-bikes.com

Member of Accell Group

